RIO GRANDE DEPOT SEISMIC UPGRADE
BP-01: DEMOLITION BID PACKAGE PHASE 1
300 SOUTH RIO GRANDE STREET, SALT LAKE CITY, UT 84101



LOCATION WITHIN NEIGHBORHOOD



N

LOCATION WITHIN CITY



N

GENERAL PROJECT NOTES

1. THESE DRAWINGS INDICATE IN GENERAL THE PROJECT IN TERMS OF ARCHITECTURAL DESIGN INTENT, THE DIMENSIONS OF THE BUILDING, THE MAJOR ARCHITECTURAL ELEMENTS AND TYPE OF STRUCTURAL, MECHANICAL, AND ELECTRICAL SYSTEMS. THE DRAWINGS DO NOT NECESSARILY INDICATE OR DESCRIBE ALL WORK REQUIRED FOR FULL PERFORMANCE AND COMPLETION OF THE REQUIREMENTS OF THE CONTRACT DOCUMENTS. AS INDICATED OR DESCRIBED, THE CONTRACTOR SHALL FURNISH ALL ITEMS REQUIRED FOR THE PROPER EXECUTION AND COMPLETION OF THE WORK.
2. BID AND CONSTRUCTION DOCUMENTS SHALL NOT BE SEPARATED OR ISSUED AS PARTIAL SETS TO SUB CONTRACTORS. BIDDERS ARE RESPONSIBLE FOR ALL PORTIONS OF THE DOCUMENTS THAT PERTAIN TO THE WORK COVERED BY SUB-BIDS. BIDDER ASSUMES FULL RESPONSIBILITY FOR ERRORS OR MISINTERPRETATIONS RESULTING FROM USE OF PARTIAL BID SETS OF BIDDING DOCUMENTS BY ITSELF OR ANY SUB BIDDER.
3. CONFLICTING INFORMATION OR ERRORS FOUND IN THE BID OR CONSTRUCTION DOCUMENTS SHOULD BE BROUGHT TO THE ATTENTION OF THE ARCHITECT IMMEDIATELY SO THAT QUESTIONS AND CONCERNS MAY BE CLARIFIED BY ADDENDUM. IN THE EVENT OF A CONFLICT IN THE DRAWINGS, BIDDER SHOULD NOT ASSUME THAT THE LEAST EXPENSIVE OPTION WILL MEET THE PROJECT REQUIREMENTS.
4. GENERAL CONTRACTOR SHALL VERIFY ALL EXISTING CONDITIONS PRIOR TO STARTING WORK. NOTIFY THE ARCHITECT OF ANY DISCREPANCIES FOUND.

BID PACK PHASE 01 SHEET INDEX

GENERAL INFORMATION	
GI100	BID PACKAGE 01 COVER SHEET
ARCHITECTURAL	
1.AD100	PHASE 1 BASEMENT DEMOLITION FLOOR PLAN
1.AD100A	PHASE 1 BASEMENT DEMOLITION FLOOR PLAN AREA A
1.AD100B	PHASE 1 BASEMENT DEMOLITION FLOOR PLAN AREA B
1.AD100C	PHASE 1 BASEMENT DEMOLITION FLOOR PLAN AREA C
1.AD101	PHASE 1 MAIN LEVEL DEMOLITION FLOOR PLAN
1.AD101A	PHASE 1 MAIN LEVEL DEMOLITION FLOOR PLAN AREA A
1.AD101B	PHASE 1 MAIN LEVEL DEMOLITION FLOOR PLAN AREA B
1.AD101C	PHASE 1 MAIN LEVEL DEMOLITION FLOOR PLAN AREA C
1.AD102	PHASE 1 UPPER LEVEL DEMOLITION FLOOR PLAN
1.AD102A	PHASE 1 UPPER LEVEL DEMOLITION FLOOR PLAN AREA A
1.AD102B	PHASE 1 UPPER LEVEL DEMOLITION FLOOR PLAN AREA B
1.AD102C	PHASE 1 UPPER LEVEL DEMOLITION FLOOR PLAN AREA C
1.AD111	PHASE 1 MAIN LEVEL DEMOLITION RCP
1.AD111A	PHASE 1 MAIN LEVEL DEMOLITION RCP AREA A
1.AD111B	PHASE 1 MAIN LEVEL DEMOLITION RCP AREA B
1.AD111C	PHASE 1 MAIN LEVEL DEMOLITION RCP AREA C
1.AD112	PHASE 1 UPPER LEVEL DEMOLITION RCP
1.AD112A	PHASE 1 UPPER LEVEL DEMOLITION RCP AREA A
1.AD112B	PHASE 1 UPPER LEVEL DEMOLITION RCP AREA B
1.AD112C	PHASE 1 UPPER LEVEL DEMOLITION RCP AREA C
1.AD500	DEMOLITION & SALVAGE DETAILS
1.AD600	HISTORIC SALVAGE DOOR SCHEDULE
FIRE PROTECTION	
FP001	FIRE INDEX AND LEGEND BP-01
1.FD100	PHASE 1 BASEMENT OVERALL FIRE PROTECTION DEMO PLAN
1.FD101	PHASE 1 MAIN LEVEL OVERALL FIRE PROTECTION DEMO PLAN
1.FD102	PHASE 1 UPPER LEVEL OVERALL FIRE PROTECTION DEMO PLAN
1.FD103	PHASE 1 ATTIC OVERALL FIRE PROTECTION DEMO PLAN
PLUMBING	
PL001	PLUMBING INDEX AND LEGEND BP-01
1.PD100	PHASE 1 BASEMENT OVERALL PLUMBING DEMO PLAN
1.PD100A	PHASE 1 BASEMENT PLUMBING DEMO PLAN AREA A
1.PD100B	PHASE 1 BASEMENT PLUMBING DEMO PLAN AREA B
1.PD100C	PHASE 1 BASEMENT PLUMBING DEMO PLAN AREA C
1.PD101	PHASE 1 MAIN LEVEL OVERALL PLUMBING DEMO PLAN
1.PD102	PHASE 1 UPPER LEVEL OVERALL PLUMBING DEMO PLAN
1.PD103	PHASE 1 ATTIC OVERALL PLUMBING DEMO PLAN
1.PD401	PHASE 1 ENLARGED PLUMBING DEMO PLANS
MECHANICAL	
M001	MECHANICAL LEGEND, SYMBOLS & ABBREVIATIONS BP-01
1.MD100	PHASE 1 BASEMENT OVERALL MECHANICAL DEMO PLAN
1.MD100A	PHASE 1 BASEMENT MECHANICAL DEMO PLAN AREA A
1.MD100B	PHASE 1 BASEMENT MECHANICAL DEMO PLAN AREA B
1.MD100C	PHASE 1 BASEMENT MECHANICAL DEMO PLAN AREA C
1.MD101	PHASE 1 MAIN LEVEL OVERALL MECHANICAL DEMO PLAN
1.MD101A	PHASE 1 MAIN LEVEL MECHANICAL DEMO PLAN AREA A
1.MD101B	PHASE 1 MAIN LEVEL MECHANICAL DEMO PLAN AREA B
1.MD101C	PHASE 1 MAIN LEVEL MECHANICAL DEMO PLAN AREA C
1.MD102	PHASE 1 UPPER LEVEL OVERALL MECHANICAL DEMO PLAN
1.MD102A	PHASE 1 UPPER LEVEL MECHANICAL DEMO PLAN AREA A
1.MD102B	PHASE 1 UPPER LEVEL MECHANICAL DEMO PLAN AREA B
1.MD102C	PHASE 1 UPPER LEVEL MECHANICAL DEMO PLAN AREA C
1.MD103	PHASE 1 ATTIC OVERALL MECHANICAL DEMO PLAN
1.MD103A	PHASE 1 ATTIC MECHANICAL DEMO PLAN AREA A
1.MD103B	PHASE 1 ATTIC MECHANICAL DEMO PLAN AREA B
1.MD103C	PHASE 1 ATTIC MECHANICAL DEMO PLAN AREA C
1.MD401	PHASE 1 ENLARGED MECHANICAL DEMO PLANS
ELECTRICAL	
1.EE001	SHEET INDEX, ABBREVIATIONS, AND GENERAL NOTES
1.ED100	PHASE 1 BASEMENT OVERALL ELECTRICAL DEMOLITION PLAN
1.ED101	PHASE 1 LEVEL 1 OVERALL ELECTRICAL DEMOLITION PLAN
1.ED102	PHASE 1 LEVEL 2 OVERALL ELECTRICAL DEMOLITION PLAN
1.ED103	PHASE 1 ATTIC OVERALL ELECTRICAL DEMOLITION PLAN
1.ED111	PHASE 1 LEVEL 1 OVERALL RCP ELECTRICAL DEMOLITION PLAN
1.ED112	PHASE 1 LEVEL 2 OVERALL RCP ELECTRICAL DEMOLITION PLAN
1.EP601	PHASE 1 EXISTING ONE-LINE DIAGRAM
1.FD101B	PHASE 1 LEVEL 1 ENLARGED FIRE ALARM DEMOLITION PLAN - AREA B

SYMBOLS LEGEND

- INTERIOR ELEVATION (1 / AE101 / 1)
- BUILDING ELEVATION (XX / XXXX)
- BUILDING SECTION (XX / XXXX)
- WALL SECTION (XX / XXXX)
- DETAIL CALLOUT (XX / XXXX)
- CALLOUT (XX / XXXX)
- KEYNOTE (?)
- DOOR TAG (XXXX)
- WALL TYPE (XX)
- ROOM TAG (ROOM NAME / XXX)
- GLASS TYPE (A)
- ELEVATION MARKER
- WINDOW TYPE (A2)
- CENTER LINE
- GRID (0)
- NORTH ARROW (N)
- CEILING TYPE (1t / 10' - 0")
- FINISHES (ROOM NAME / XXX / F B W / BASE FINISH / FLOOR FINISH / WALL FINISH)

MATERIAL LEGEND

- CONCRETE
- MASONRY
- STEEL
- BATT INSULATION
- RIGID INSULATION
- FINISH GRADE WOOD / HARDWOOD
- PLYWOOD
- SPRAY FOAM INSULATION
- DEMOLITION, SHOWN VIA HIDDEN LINE
- STUD WALL

STANDARD ABBREVIATIONS

*NOT ALL ABBREVIATIONS MAY BE USED.

ADJ.	ADJUSTABLE
A.F.F.	ABOVE FINISHED FLOOR
A.H.J.	AUTHORITY HAVING JURISTICTION
ALUM.	ALUMINUM
BITUM.	BITUMINOUS
B.O.	BOTTOM OF
B.O.S	BOTTOM OF STRUCTURE
CLR.	CLEAR
C.M.U.	CONCRETE MASONRY UNIT
COL.	COLUMN
CONC.	CONCRETE
CONT.	CONTINUOUS
COORD.	COORDINATE
ELEC.	ELECTRICAL
ELEV.	ELEVATION
EQ.	EQUAL
E.	EXISTING
EXT.	EXTERIO
F.D.	FLOOR DRAIN
F.E.C	FIRE EXTINGUISHER CABINET
F.F.	FINISH FLOOR
FTG.	FOOTING
GA.	GAUGE
GALV.	GALVINIZED
GYP. BD.	GYPSUM BOARD
G.F.R.C.	GLASS FIBER REINFORCED CONCRETE
G.F.R.G.	GLASS FIBER REINFORCED GYPSUM
H.M.	HOLLOW METAL
H.V.A.C	HEATING VENTILATION AIR CONDITIONING
INSUL.	INSULATION
MAINT.	MAINTENANCE
MAX.	MAXIMUM
MAT.	MATERIAL
MECH.	MECHANICAL
MFR.	MANUFACUTER
MIN.	MINIMUM
M.O.	MASONRY OPEN
MTL.	METAL
N.T.S.	NOT TO SCALE
O.C.	ON CENTER
OPP.	OPPOSITE
PERP.	PERPENDICULAR
QTY.	QUANTITY
R.D.	ROOF DRAIN
REINF.	REINFORCED
REQ'D	REQUIRED
R.O.	ROUGH OPENING
SCHED.	SCHEDULED
SIM.	SIMILAR
SPEC.	SPECIFICATIONS
S.T.C.	SOUND TRANSMISSION CLASS
STR.	STRUCTURAL
T.O.	TOP OF
TYP.	TYPICAL
U.N.O.	UNLESS NOTED OTHERWISE
U.R.M	UN-REINFORCED MASONRY
VERT.	VERTICAL
VEST.	VESTIBULE
VNR.	VENEER
W/	WITH

CRSA
ARCHITECTURE · PLANNING · INTERIORS
175 S MAIN STREET, STE 300 · SLC, UTAH 84111
801-355-5915 www.crsa-us.com

ARCHITECT
CRSA — C/O ZACH HESLOP
175 S. MAIN ST., STE. 300 — zheslop@crsa-us.com
SALT LAKE CITY, UT 84111 — (801)746-4974

STRUCTURAL ENGINEER
REAVELEY ENGINEERS + ASSOC. — C/O JEROD JOHNSON
675 EAST 500 SOUTH, SUITE 400 — jjohnson@reaveley.com
SALT LAKE CITY, UT 84102 — (801) 486-3883

MECHANICAL ENGINEER
COLVIN ENGINEERING ASSOC. — C/O ALLEN EVANS
505 E. SOUTH TEMPLE — aevans@cea-ut.com
SALT LAKE CITY, UT 84102 — (801) 322-2400

ELECTRICAL ENGINEER
SPECTRUM ENGINEERING — C/O MICHAEL FACKRELL
324 STATE ST. STE. 400 — michael.fackrell@speceng.com
SALT LAKE CITY, UT 84102 — (801) 328-5151

CM/GC
GRAMOLL CONSTRUCTION — C/O JIM GRAMOLL
155 S 750 W — jim.gramoll@gramoll.com
NORTH SALT LAKE, UT 84054 — (801) 295-2341

RIO GRANDE DEPOT SEISMIC UPGRADE

300 SOUTH RIO GRANDE STREET
SALT LAKE CITY, UT 84101

DFCM PROJECT #20229080

STAMP

STATE OF UTAH — ZACHARY M. HESLOP — 11965299-0301 — LICENSED ARCHITECT

10/03/2022

ISSUE TYPE:	DATE:
BP-01 DD	October 3, 2022
PROJECT NUMBER:	21-031
DRAWN BY:	Author
CHECKED BY:	Checker

BID PACKAGE 01 COVER SHEET

GI100

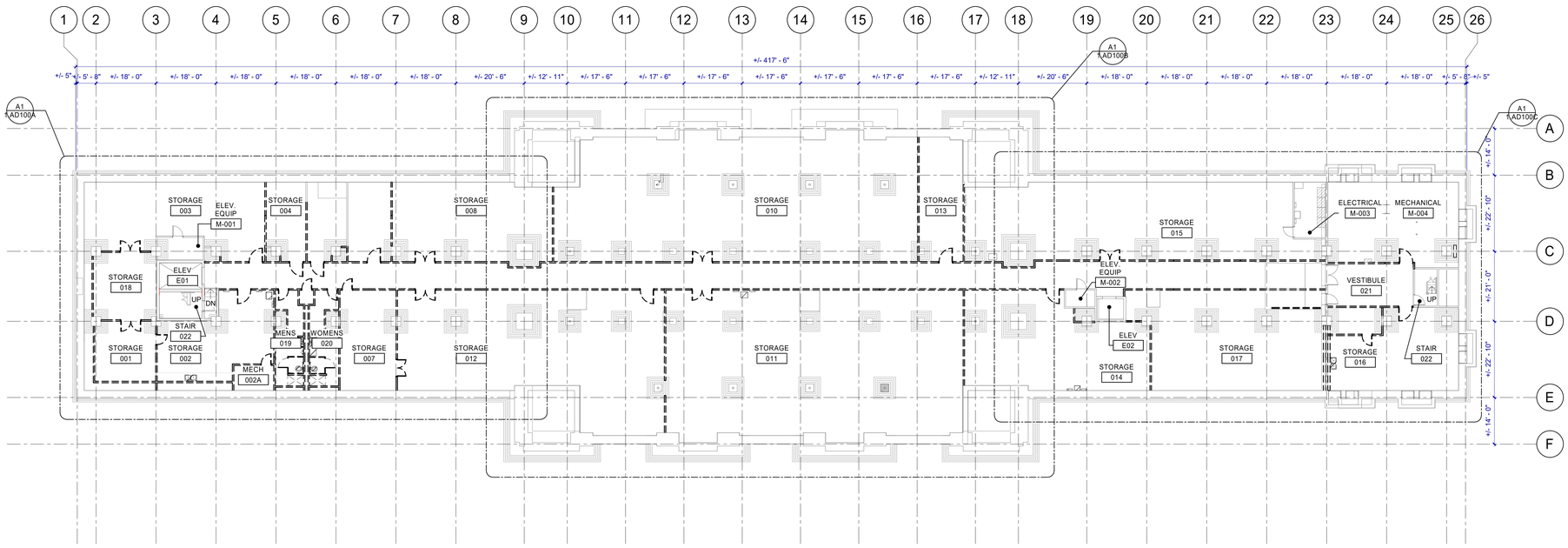

N A1 1.AD100

PHASE 1 BASEMENT DEMOLITION FLOOR PLAN

1/16" = 1'-0"

GENERAL NOTES

A. CONTRACTOR SHALL NOTIFY ARCHITECT IN WRITING OF DISCREPANCIES BETWEEN EXISTING CONDITIONS AND DRAWINGS BEFORE PROCEEDING WITH SELECTIVE DEMOLITION.

B. CONTRACTOR TO PROVIDE ANY TEMPORARY SHORING OF CEILING, FLOOR, ROOF, FOUNDATION, AND/OR WALL STRUCTURES UNTIL PERMANENT SUPPORT IS INSTALLED.

C. DEMOLITION WORK OF THIS CONTRACT INCLUDES ALL INCIDENTAL REMOVAL AND/OR MODIFICATION OF MINOR FEATURES NOT SPECIFICALLY INDICATED IN THE DRAWINGS BUT REQUIRED IN ORDER TO EXECUTE THE WORK.

D. HAZARDOUS MATERIAL ABATEMENT IS TO BE COMPLETED BY OWNER. HAZARDOUS MATERIAL INVENTORY REPORT IS AVAILABLE FOR REFERENCE FROM THE OWNER. CONTRACTOR SHALL NOTIFY THE OWNER IMMEDIATELY IF SUSPECTED HAZARDOUS MATERIALS ARE ENCOUNTERED AND HAZARDOUS MATERIALS SHALL BE ABATED BY OTHERS BEFORE PROCEEDING WITH SELECTIVE DEMOLITION.

E. CONTRACTOR TO PATCH ANY HOLES RESULTING FROM DEMOLITION WORK AND PATCH TO MATCH SURROUNDING FINISH MATERIAL.

F. CONTRACTOR TO NOTIFY THE ARCHITECT OF ANY HISTORICALLY SIGNIFICANT FEATURES UNCOVERED BEFORE DEMOLISHING THEM.

G. ALL HISTORIC ITEMS CALLED OUT TO BE SALVAGED NEED TO BE REMOVED CAREFULLY AND STORED FOR REINSTALLATION.

H. FIRE EXTINGUISHERS ON WALL TO BE REMOVED ARE TO BE RETURNED TO OWNER, DISPOSE CABINETS.

DEMOLITION LEGEND

- BUILDING ELEMENT REMOVE AND DISPOSE.
- EXISTING TO REMAIN.

KEY MAP



CRSA
ARCHITECTURE · PLANNING · INTERIORS
175 S MAIN STREET, STE 300 · SLC, UTAH 84111
801-355-5915 www.crsa-us.com

ARCHITECT
CRSA
175 S. MAIN ST., STE. 300
SALT LAKE CITY, UT 84111
C/O ZACH HESLOP
zheslop@crsa-us.com
(801)746-4974

STRUCTURAL ENGINEER
REAVELEY ENGINEERS + ASSOC.
675 EAST 500 SOUTH, SUITE 400
SALT LAKE CITY, UT 84102
C/O JEROD JOHNSON
jjohnson@reaveley.com
(801) 486-3883

MECHANICAL ENGINEER
COLVIN ENGINEERING ASSOC.
505 E. SOUTH TEMPLE
SALT LAKE CITY, UT 84102
C/O ALLEN EVANS
aevans@cea-ut.com
(801) 322-2400

ELECTRICAL ENGINEER
SPECTRUM ENGINEERING
324 STATE ST. STE. 400
SALT LAKE CITY, UT 84102
C/O MICHAEL FACKRELL
michael.fackrell@speceng.com
(801) 328-5151

CM/GC
GRAMOLL CONSTRUCTION
155 S 750 W
NORTH SALT LAKE, UT 84054
C/O JIM GRAMOLL
jim.gramoll@gramoll.com
(801) 295-2341

RIO GRANDE DEPOT SEISMIC UPGRADE

300 SOUTH RIO GRANDE STREET
SALT LAKE CITY, UT 84101

DFCM PROJECT #20229080

STAMP

STATE OF UTAH — ZACHARY M. HESLOP — 11965299-0301 — LICENSED ARCHITECT

10/03/2022

ISSUE TYPE:	DATE:
BP-01 DD	October 3, 2022

PROJECT NUMBER:	21-031
DRAWN BY:	Author
CHECKED BY:	Checker

PHASE 1 BASEMENT DEMOLITION FLOOR PLAN

1.AD100

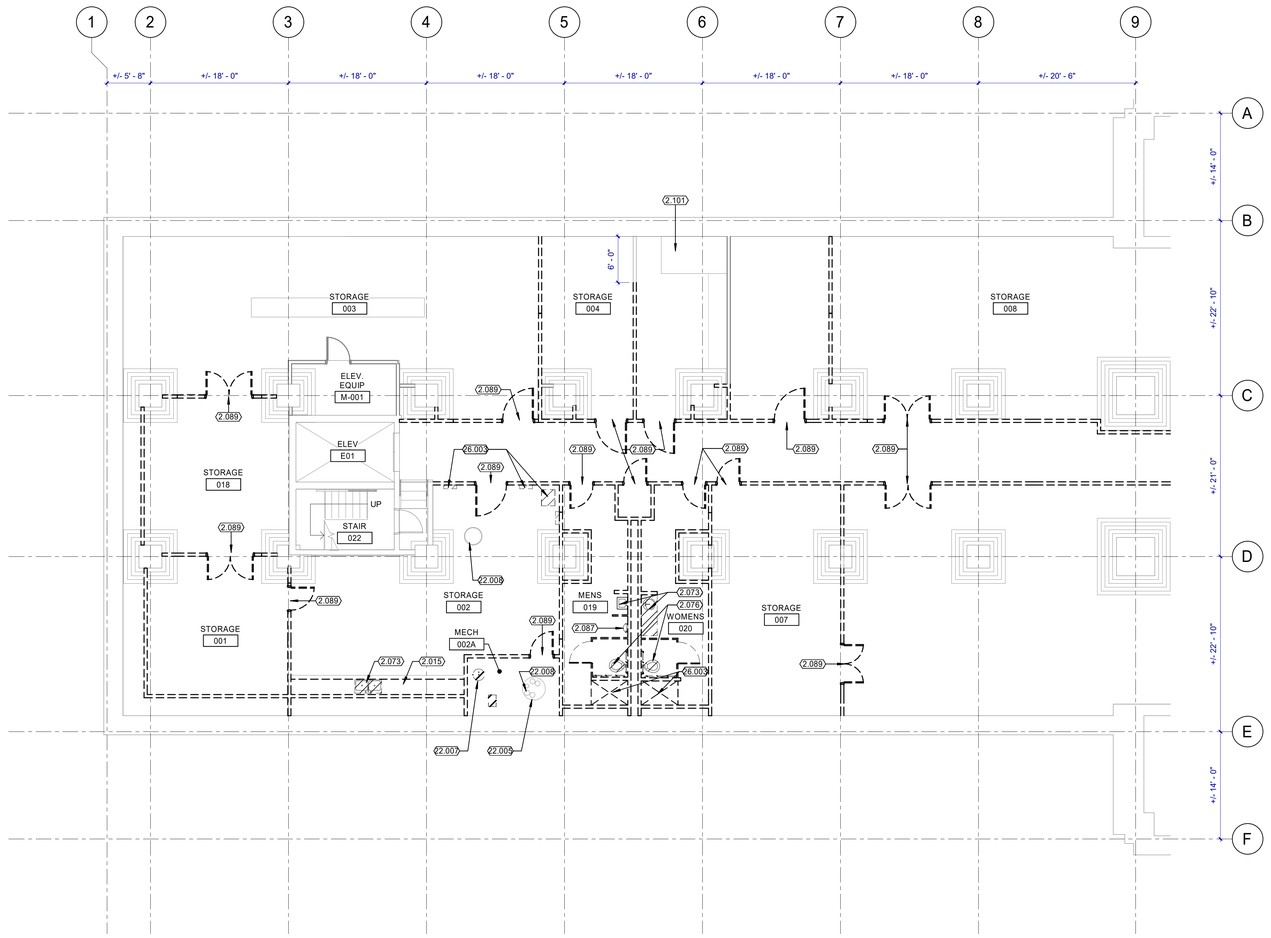

PHASE 1 BASEMENT DEMOLITION FLOOR PLAN AREA A

N A1 1.AD100A

1/8" = 1'-0"

0' 2' 4' 8' 16' 32'

GENERAL NOTES

A. CONTRACTOR SHALL NOTIFY ARCHITECT IN WRITING OF DISCREPANCIES BETWEEN EXISTING CONDITIONS AND DRAWINGS BEFORE PROCEEDING WITH SELECTIVE DEMOLITION.

B. CONTRACTOR TO PROVIDE ANY TEMPORARY SHORING OF CEILING, FLOOR, ROOF, FOUNDATION, AND/OR WALL STRUCTURES UNTIL PERMANENT SUPPORT IS INSTALLED.

C. DEMOLITION WORK OF THIS CONTRACT INCLUDES ALL INCIDENTAL REMOVAL AND/OR MODIFICATION OF MINOR FEATURES NOT SPECIFICALLY INDICATED IN THE DRAWINGS BUT REQUIRED IN ORDER TO EXECUTE THE WORK.

D. HAZARDOUS MATERIAL ABATEMENT IS TO BE COMPLETED BY OWNER. HAZARDOUS MATERIAL INVENTORY REPORT IS AVAILABLE FOR REFERENCE FROM THE OWNER. CONTRACTOR SHALL NOTIFY THE OWNER IMMEDIATELY IF SUSPECTED HAZARDOUS MATERIALS ARE ENCOUNTERED AND HAZARDOUS MATERIALS SHALL BE ABATED BY OTHERS BEFORE PROCEEDING WITH SELECTIVE DEMOLITION.

E. CONTRACTOR TO PATCH ANY HOLES RESULTING FROM DEMOLITION WORK AND PATCH TO MATCH SURROUNDING FINISH MATERIAL.

F. CONTRACTOR TO NOTIFY THE ARCHITECT OF ANY HISTORICALLY SIGNIFICANT FEATURES UNCOVERED BEFORE DEMOLISHING THEM.

G. ALL HISTORIC ITEMS CALLED OUT TO BE SALVAGED NEED TO BE REMOVED CAREFULLY AND STORED FOR REINSTALLATION.

H. FIRE EXTINGUISHERS ON WALL TO BE REMOVED ARE TO BE RETURNED TO OWNER. DISPOSE CABINETS.

KEYNOTES

2.015	REMOVE CASEWORK. DISPOSE.
2.073	REMOVE SINK(S). DISPOSE.
2.076	REMOVE AND DISPOSE TOILET.
2.087	REMOVE URINAL. DISPOSE.
2.089	DOOR TO BE REMOVED BY CONTRACTOR. DISPOSED BY OWNER.
2.101	FUME HOOD TO BE REMOVED BY OWNER.
22.005	SEWAGE EJECTOR. SEE 1.PD100A.
22.007	WATER HEATER. SEE 1.PD100A.
22.008	SUMP PUMP. SEE 1.PD100 SHEETS
26.003	ELECTRICAL EQUIPMENT. SEE SHEET 1.ED100

DEMOLITION LEGEND

BUILDING ELEMENT REMOVE AND DISPOSE.

EXISTING TO REMAIN.

KEY MAP



CRSA

ARCHITECTURE · PLANNING · INTERIORS

175 S MAIN STREET, STE 300 · SLC, UTAH 84111

801-355-5915 www.crsa-us.com

ARCHITECT
CRSA
175 S. MAIN ST., STE. 300
SALT LAKE CITY, UT 84111
C/O ZACH HESLOP
zheslop@crsa-us.com
(801)746-4974

STRUCTURAL ENGINEER
REAVELEY ENGINEERS + ASSOC.
675 EAST 500 SOUTH, SUITE 400
SALT LAKE CITY, UT 84102
C/O JEROD JOHNSON
jjohnson@reaveley.com
(801) 486-3883

MECHANICAL ENGINEER
COLVIN ENGINEERING ASSOC.
505 E. SOUTH TEMPLE
SALT LAKE CITY, UT 84102
C/O ALLEN EVANS
aevans@cea-ut.com
(801) 322-2400

ELECTRICAL ENGINEER
SPECTRUM ENGINEERING
324 STATE ST. STE. 400
SALT LAKE CITY, UT 84102
C/O MICHAEL FACKRELL
michael.fackrell@speceng.com
(801) 328-5151

CM/GC
GRAMOLL CONSTRUCTION
155 S 750 W
NORTH SALT LAKE, UT 84054
C/O JIM GRAMOLL
jim.gramoll@gramoll.com
(801) 295-2341

RIO GRANDE DEPOT SEISMIC UPGRADE

300 SOUTH RIO GRANDE STREET
SALT LAKE CITY, UT 84101

DFCM PROJECT #20229080

STAMP

STATE OF UTAH
ZACHARY M. HESLOP
11965299-0301
LICENSED ARCHITECT

10/03/2022

ISSUE TYPE:	DATE:
BP-01 DD	October 3, 2022

PROJECT NUMBER:	21-031
DRAWN BY:	Author
CHECKED BY:	Checker

PHASE 1 BASEMENT DEMOLITION FLOOR PLAN AREA A

1.AD100A

2022.07.01 - Rio Grande Depot Seismic Upgrade.rvt 10/3/2022 8:31:39 AM Zachary.Heslop@crsa-us.com

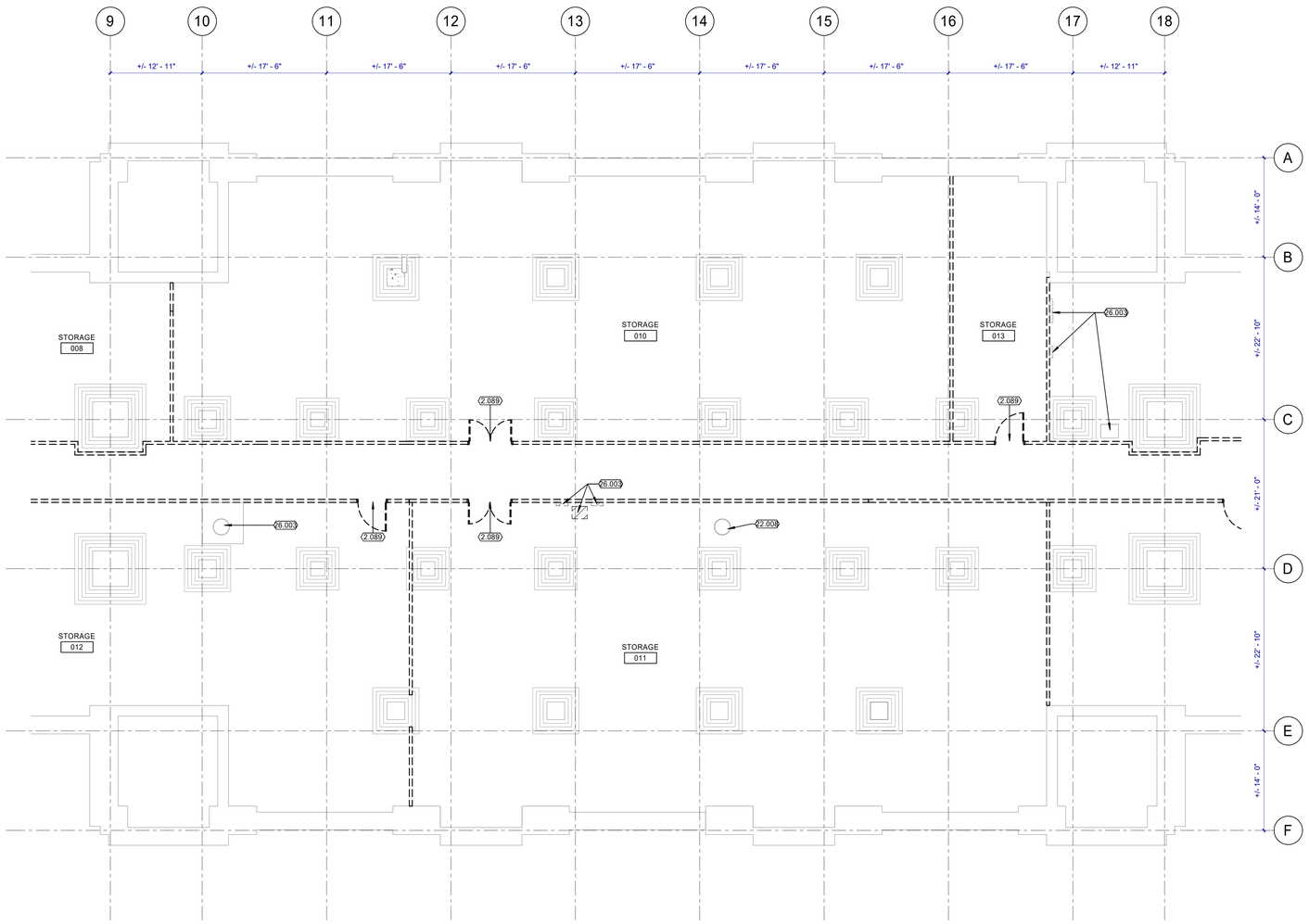

PHASE 1 BASEMENT DEMOLITION FLOOR PLAN AREA B

N A1 1.AD100B 1/8" = 1'-0"

0' 2' 4' 8' 16' 32'

GENERAL NOTES

A. CONTRACTOR SHALL NOTIFY ARCHITECT IN WRITING OF DISCREPANCIES BETWEEN EXISTING CONDITIONS AND DRAWINGS BEFORE PROCEEDING WITH SELECTIVE DEMOLITION.

B. CONTRACTOR TO PROVIDE ANY TEMPORARY SHORING OF CEILING, FLOOR, ROOF, FOUNDATION, AND/OR WALL STRUCTURES UNTIL PERMANENT SUPPORT IS INSTALLED.

C. DEMOLITION WORK OF THIS CONTRACT INCLUDES ALL INCIDENTAL REMOVAL AND/OR MODIFICATION OF MINOR FEATURES NOT SPECIFICALLY INDICATED IN THE DRAWINGS BUT REQUIRED IN ORDER TO EXECUTE THE WORK.

D. HAZARDOUS MATERIAL ABATEMENT IS TO BE COMPLETED BY OWNER. HAZARDOUS MATERIAL INVENTORY REPORT IS AVAILABLE FOR REFERENCE FROM THE OWNER. CONTRACTOR SHALL NOTIFY THE OWNER IMMEDIATELY IF SUSPECTED HAZARDOUS MATERIALS ARE ENCOUNTERED AND HAZARDOUS MATERIALS SHALL BE ABATED BY OTHERS BEFORE PROCEEDING WITH SELECTIVE DEMOLITION.

E. CONTRACTOR TO PATCH ANY HOLES RESULTING FROM DEMOLITION WORK AND PATCH TO MATCH SURROUNDING FINISH MATERIAL.

F. CONTRACTOR TO NOTIFY THE ARCHITECT OF ANY HISTORICALLY SIGNIFICANT FEATURES UNCOVERED BEFORE DEMOLISHING THEM.

G. ALL HISTORIC ITEMS CALLED OUT TO BE SALVAGED NEED TO BE REMOVED CAREFULLY AND STORED FOR REINSTALLATION.

H. FIRE EXTINGUISHERS ON WALL TO BE REMOVED ARE TO BE RETURNED TO OWNER, DISPOSE CABINETS.

KEYNOTES

2.089	DOOR TO BE REMOVED BY CONTRACTOR. DISPOSED BY OWNER.
22.008	SUMP PUMP. SEE 1.PD100 SHEETS
26.003	ELECTRICAL EQUIPMENT. SEE SHEET 1.ED100

DEMOLITION LEGEND

- - - - - - - - - - BUILDING ELEMENT REMOVE AND DISPOSE.

———————— EXISTING TO REMAIN.

KEY MAP

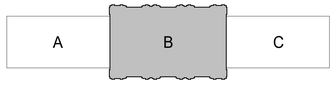

CRSA

ARCHITECTURE · PLANNING · INTERIORS

175 S MAIN STREET, STE 300 · SLC, UTAH 84111

801-355-5915 www.crsa-us.com

ARCHITECT
CRSA
175 S. MAIN ST., STE. 300
SALT LAKE CITY, UT 84111
C/O ZACH HESLOP
zheslop@crsa-us.com
(801)746-4974

STRUCTURAL ENGINEER
REAVELEY ENGINEERS + ASSOC.
675 EAST 500 SOUTH, SUITE 400
SALT LAKE CITY, UT 84102
C/O JEROD JOHNSON
jjohnson@reaveley.com
(801) 486-3883

MECHANICAL ENGINEER
COLVIN ENGINEERING ASSOC.
505 E. SOUTH TEMPLE
SALT LAKE CITY, UT 84102
C/O ALLEN EVANS
aevans@cea-ut.com
(801) 322-2400

ELECTRICAL ENGINEER
SPECTRUM ENGINEERING
324 STATE ST. STE. 400
SALT LAKE CITY, UT 84102
C/O MICHAEL FACKRELL
michael.fackrell@speceng.com
(801) 328-5151

CM/GC
GRAMOLL CONSTRUCTION
155 S 750 W
NORTH SALT LAKE, UT 84054
C/O JIM GRAMOLL
jim.gramoll@gramoll.com
(801) 295-2341

RIO GRANDE DEPOT SEISMIC UPGRADE

300 SOUTH RIO GRANDE STREET
SALT LAKE CITY, UT 84101

DFCM PROJECT #20229080

STAMP



10/03/2022

ISSUE TYPE:	DATE:
BP-01 DD	October 3, 2022

PROJECT NUMBER:	21-031
DRAWN BY:	Author
CHECKED BY:	Checker

PHASE 1 BASEMENT DEMOLITION FLOOR PLAN AREA B

1.AD100B

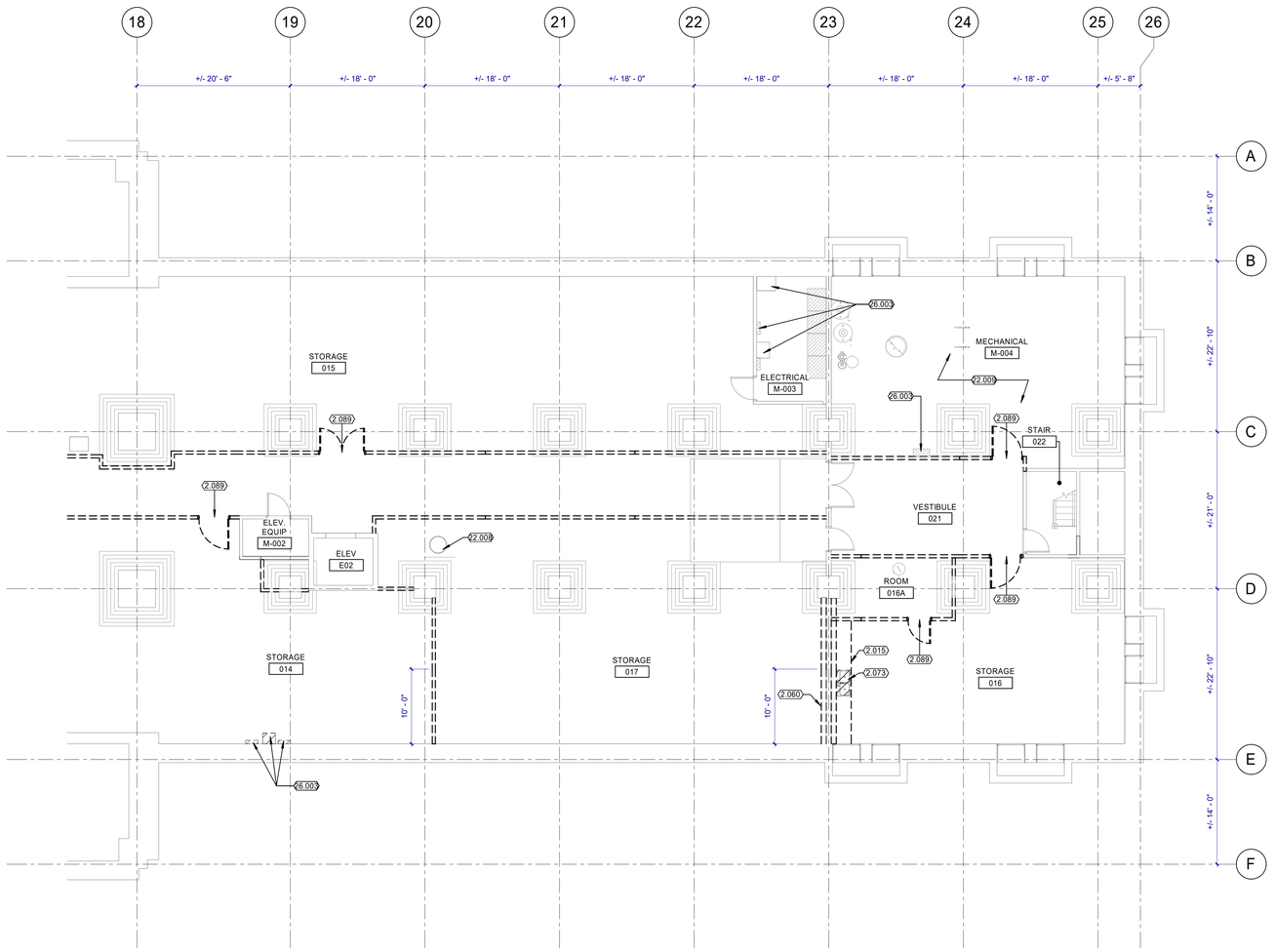

PHASE 1 BASEMENT DEMOLITION FLOOR PLAN AREA C

N A1 1.AD100

1/8" = 1'-0"

0' 2' 4' 8' 16' 32'

GENERAL NOTES

A. CONTRACTOR SHALL NOTIFY ARCHITECT IN WRITING OF DISCREPANCIES BETWEEN EXISTING CONDITIONS AND DRAWINGS BEFORE PROCEEDING WITH SELECTIVE DEMOLITION.

B. CONTRACTOR TO PROVIDE ANY TEMPORARY SHORING OF CEILING, FLOOR, ROOF, FOUNDATION, AND/OR WALL STRUCTURES UNTIL PERMANENT SUPPORT IS INSTALLED.

C. DEMOLITION WORK OF THIS CONTRACT INCLUDES ALL INCIDENTAL REMOVAL AND/OR MODIFICATION OF MINOR FEATURES NOT SPECIFICALLY INDICATED IN THE DRAWINGS BUT REQUIRED IN ORDER TO EXECUTE THE WORK.

D. HAZARDOUS MATERIAL ABATEMENT IS TO BE COMPLETED BY OWNER. HAZARDOUS MATERIAL INVENTORY REPORT IS AVAILABLE FOR REFERENCE FROM THE OWNER. CONTRACTOR SHALL NOTIFY THE OWNER IMMEDIATELY IF SUSPECTED HAZARDOUS MATERIALS ARE ENCOUNTERED AND HAZARDOUS MATERIALS SHALL BE ABATED BY OTHERS BEFORE PROCEEDING WITH SELECTIVE DEMOLITION.

E. CONTRACTOR TO PATCH ANY HOLES RESULTING FROM DEMOLITION WORK AND PATCH TO MATCH SURROUNDING FINISH MATERIAL.

F. CONTRACTOR TO NOTIFY THE ARCHITECT OF ANY HISTORICALLY SIGNIFICANT FEATURES UNCOVERED BEFORE DEMOLISHING THEM.

G. ALL HISTORIC ITEMS CALLED OUT TO BE SALVAGED NEED TO BE REMOVED CAREFULLY AND STORED FOR REINSTALLATION.

H. FIRE EXTINGUISHERS ON WALL TO BE REMOVED ARE TO BE RETURNED TO OWNER, DISPOSE CABINETS.

KEYNOTES

2.015	REMOVE CASEWORK. DISPOSE.
2.060	REMOVE FURRED OUT WALL. (E) MASONRY WALL TO REMAIN.
2.073	REMOVE SINK(S). DISPOSE.
2.089	DOOR TO BE REMOVED BY CONTRACTOR. DISPOSED BY OWNER.
22.008	SUMP PUMP. SEE 1.PD100 SHEETS
22.009	SEE 1.PD100 AND 1.MD100 SHEETS FOR EQUIPMENT IN THIS SPACE
26.003	ELECTRICAL EQUIPMENT. SEE SHEET 1.ED100

DEMOLITION LEGEND

BUILDING ELEMENT REMOVE AND DISPOSE.

EXISTING TO REMAIN.

KEY MAP



CRSA

ARCHITECTURE · PLANNING · INTERIORS

175 S MAIN STREET, STE 300 · SLC, UTAH 84111
801-355-5915 www.crsa-us.com

ARCHITECT
CRSA
175 S. MAIN ST., STE. 300
SALT LAKE CITY, UT 84111
C/O ZACH HESLOP
zheslop@crsa-us.com
(801)746-4974

STRUCTURAL ENGINEER
REAVELEY ENGINEERS + ASSOC.
675 EAST 500 SOUTH, SUITE 400
SALT LAKE CITY, UT 84102
C/O JEROD JOHNSON
jjohnson@reaveley.com
(801) 486-3883

MECHANICAL ENGINEER
COLVIN ENGINEERING ASSOC.
505 E. SOUTH TEMPLE
SALT LAKE CITY, UT 84102
C/O ALLEN EVANS
aevans@cea-ut.com
(801) 322-2400

ELECTRICAL ENGINEER
SPECTRUM ENGINEERING
324 STATE ST. STE. 400
SALT LAKE CITY, UT 84102
C/O MICHAEL FACKRELL
michael.fackrell@speceng.com
(801) 328-5151

CM/GC
GRAMOLL CONSTRUCTION
155 S 750 W
NORTH SALT LAKE, UT 84054
C/O JIM GRAMOLL
jim.gramoll@gramoll.com
(801) 295-2341

RIO GRANDE DEPOT SEISMIC UPGRADE

300 SOUTH RIO GRANDE STREET
SALT LAKE CITY, UT 84101

DFCM PROJECT #20229080

STAMP

STATE OF UTAH
ZACHARY M. HESLOP
11965299-0301
LICENSED ARCHITECT

10/03/2022

ISSUE TYPE:	DATE:
BP-01 DD	October 3, 2022

PROJECT NUMBER:	21-031
DRAWN BY:	Author
CHECKED BY:	Checker

PHASE 1 BASEMENT DEMOLITION FLOOR PLAN AREA C

1.AD100C

2022.dwg, Plotted: 10/3/2022 11:08:19 AM, By: Zachary Heslop, Autodesk Docs://21-031 Rio Grande Depot Seismic Upgrade_architecture_Zachary Heslop.rvt

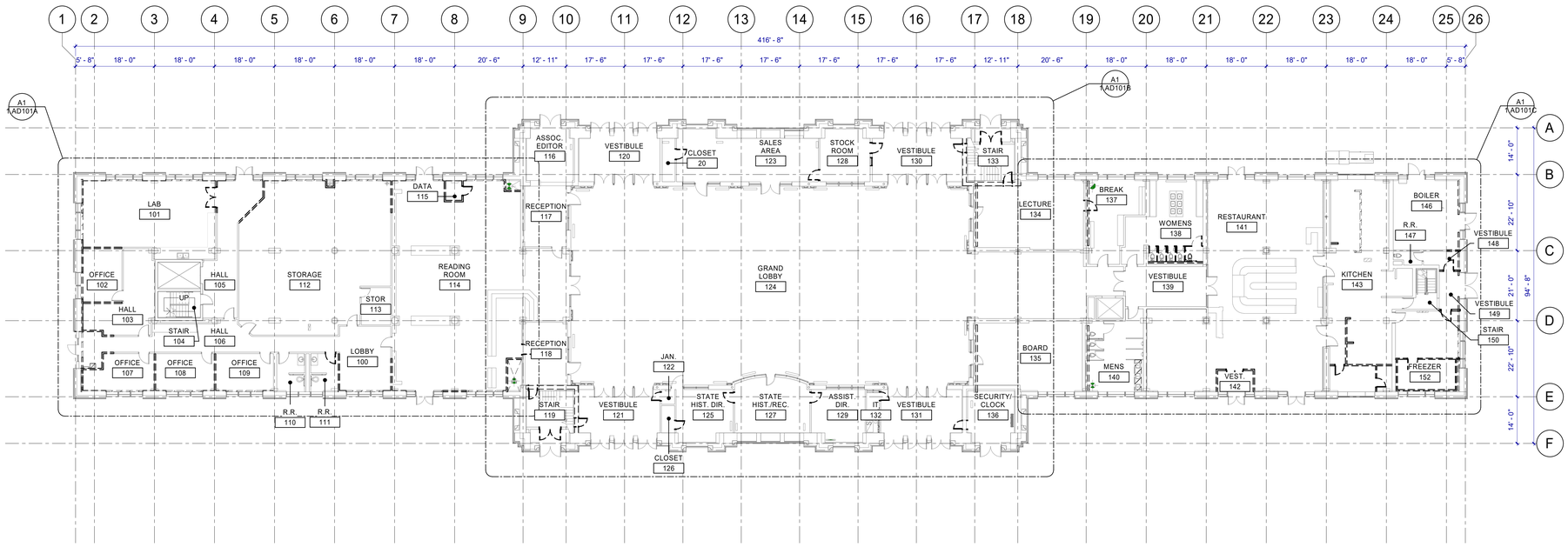

PHASE 1 MAIN LEVEL DEMOLITION FLOOR PLAN

N A1 1.AD101

1/16" = 1'-0"

GENERAL NOTES

A. CONTRACTOR SHALL NOTIFY ARCHITECT IN WRITING OF DISCREPANCIES BETWEEN EXISTING CONDITIONS AND DRAWINGS BEFORE PROCEEDING WITH SELECTIVE DEMOLITION.

B. CONTRACTOR TO PROVIDE ANY TEMPORARY SHORING OF CEILING, FLOOR, ROOF, FOUNDATION, AND/OR WALL STRUCTURES UNTIL PERMANENT SUPPORT IS INSTALLED.

C. DEMOLITION WORK OF THIS CONTRACT INCLUDES ALL INCIDENTAL REMOVAL AND/OR MODIFICATION OF MINOR FEATURES NOT SPECIFICALLY INDICATED IN THE DRAWINGS BUT REQUIRED IN ORDER TO EXECUTE THE WORK.

D. HAZARDOUS MATERIAL ABATEMENT IS TO BE COMPLETED BY OWNER. HAZARDOUS MATERIAL INVENTORY REPORT IS AVAILABLE FOR REFERENCE FROM THE OWNER. CONTRACTOR SHALL NOTIFY THE OWNER IMMEDIATELY IF SUSPECTED HAZARDOUS MATERIALS ARE ENCOUNTERED AND HAZARDOUS MATERIALS SHALL BE ABATED BY OTHERS BEFORE PROCEEDING WITH SELECTIVE DEMOLITION.

E. CONTRACTOR TO PATCH ANY HOLES RESULTING FROM DEMOLITION WORK AND PATCH TO MATCH SURROUNDING FINISH MATERIAL.

F. CONTRACTOR TO NOTIFY THE ARCHITECT OF ANY HISTORICALLY SIGNIFICANT FEATURES UNCOVERED BEFORE DEMOLISHING THEM.

G. ALL HISTORIC ITEMS CALLED OUT TO BE SALVAGED NEED TO BE REMOVED CAREFULLY AND STORED FOR REINSTALLATION.

H. FIRE EXTINGUISHERS ON WALL TO BE REMOVED ARE TO BE RETURNED TO OWNER, DISPOSE CABINETS.

DEMOLITION LEGEND

- BUILDING ELEMENT REMOVE AND DISPOSE.
- EXISTING TO REMAIN.

KEY MAP

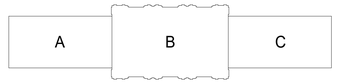

CRSA

ARCHITECTURE · PLANNING · INTERIORS

175 S MAIN STREET, STE 300 · SLC, UTAH 84111

801-355-5915 www.crsa-us.com

ARCHITECT
CRSA
175 S. MAIN ST., STE. 300
SALT LAKE CITY, UT 84111
C/O ZACH HESLOP
zheslop@crsa-us.com
(801)746-4974

STRUCTURAL ENGINEER
REAVELEY ENGINEERS + ASSOC.
615 EAST 500 SOUTH, SUITE 400
SALT LAKE CITY, UT 84102
C/O JEROD JOHNSON
jjohnson@reaveley.com
(801) 486-3883

MECHANICAL ENGINEER
COLVIN ENGINEERING ASSOC.
505 E. SOUTH TEMPLE
SALT LAKE CITY, UT 84102
C/O ALLEN EVANS
aevans@cea-ut.com
(801) 322-2400

ELECTRICAL ENGINEER
SPECTRUM ENGINEERING
324 STATE ST. STE. 400
SALT LAKE CITY, UT 84102
C/O MICHAEL FACKRELL
michael.fackrell@speceng.com
(801) 328-5151

CM/GC
GRAMOLL CONSTRUCTION
155 S 750 W
NORTH SALT LAKE, UT 84054
C/O JIM GRAMOLL
jim.gramoll@gramoll.com
(801) 295-2341

RIO GRANDE DEPOT SEISMIC UPGRADE

300 SOUTH RIO GRANDE STREET
SALT LAKE CITY, UT 84101

DFCM PROJECT #20229080

STAMP

STATE OF UTAH ZACHARY M. HESLOP 11965299-0301 LICENSED ARCHITECT

10/03/2022

ISSUE TYPE:	DATE:
BP-01 DD	October 3, 2022

PROJECT NUMBER:	21-031
DRAWN BY:	Author
CHECKED BY:	Checker

PHASE 1 MAIN LEVEL DEMOLITION FLOOR PLAN

1.AD101

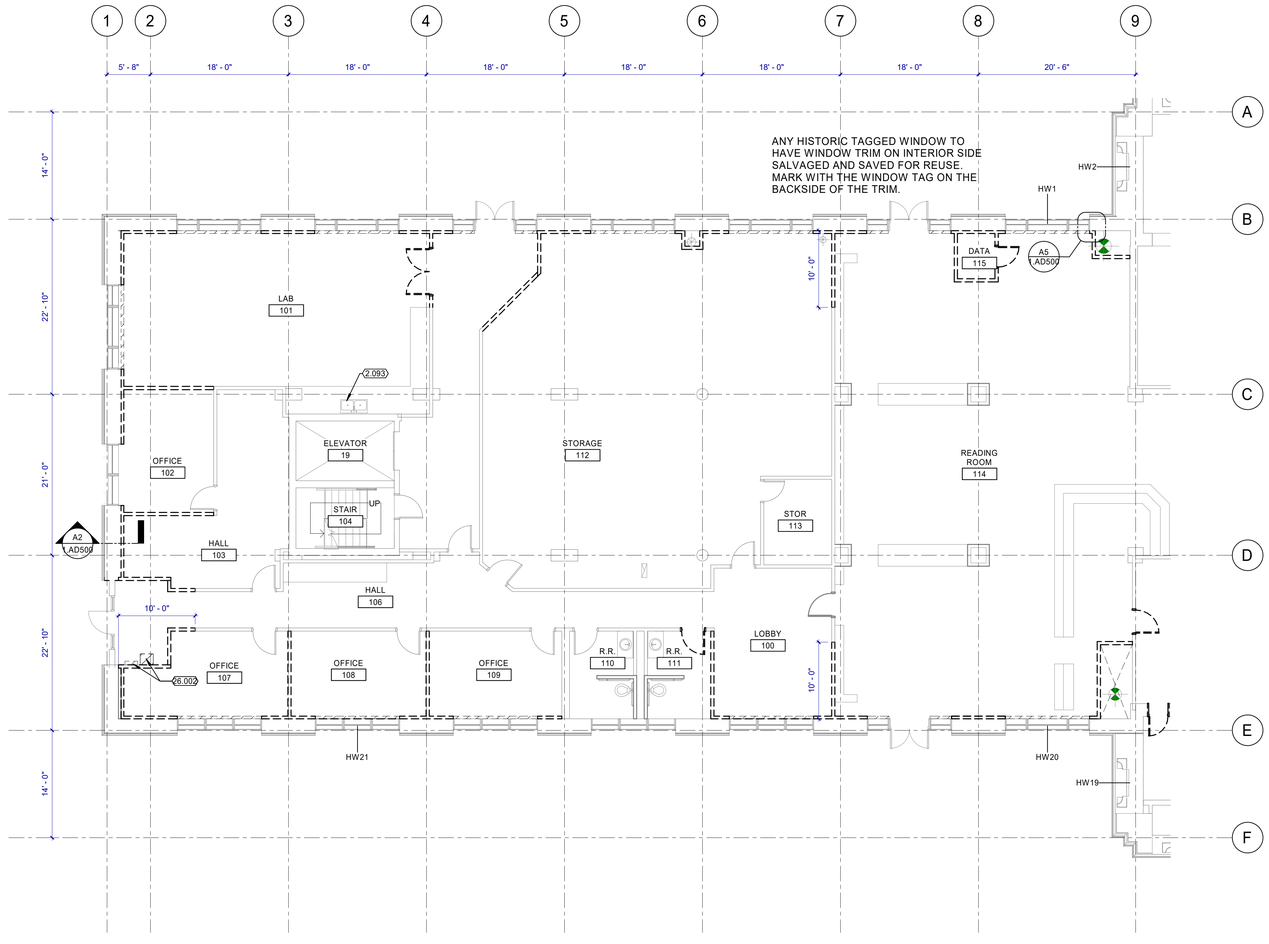

PHASE 1 MAIN LEVEL DEMOLITION FLOOR PLAN AREA A

N A1 1.AD101A 1/8" = 1'-0"

GENERAL NOTES

A. CONTRACTOR SHALL NOTIFY ARCHITECT IN WRITING OF DISCREPANCIES BETWEEN EXISTING CONDITIONS AND DRAWINGS BEFORE PROCEEDING WITH SELECTIVE DEMOLITION.

B. CONTRACTOR TO PROVIDE ANY TEMPORARY SHORING OF CEILING, FLOOR, ROOF, FOUNDATION, AND/OR WALL STRUCTURES UNTIL PERMANENT SUPPORT IS INSTALLED.

C. DEMOLITION WORK OF THIS CONTRACT INCLUDES ALL INCIDENTAL REMOVAL AND/OR MODIFICATION OF MINOR FEATURES NOT SPECIFICALLY INDICATED IN THE DRAWINGS BUT REQUIRED IN ORDER TO EXECUTE THE WORK.

D. HAZARDOUS MATERIAL ABATEMENT IS TO BE COMPLETED BY OWNER. HAZARDOUS MATERIAL INVENTORY REPORT IS AVAILABLE FOR REFERENCE FROM THE OWNER. CONTRACTOR SHALL NOTIFY THE OWNER IMMEDIATELY IF SUSPECTED HAZARDOUS MATERIALS ARE ENCOUNTERED AND HAZARDOUS MATERIALS SHALL BE ABATED BY OTHERS BEFORE PROCEEDING WITH SELECTIVE DEMOLITION.

E. CONTRACTOR TO PATCH ANY HOLES RESULTING FROM DEMOLITION WORK AND PATCH TO MATCH SURROUNDING FINISH MATERIAL.

F. CONTRACTOR TO NOTIFY THE ARCHITECT OF ANY HISTORICALLY SIGNIFICANT FEATURES UNCOVERED BEFORE DEMOLISHING THEM.

G. ALL HISTORIC ITEMS CALLED OUT TO BE SALVAGED NEED TO BE REMOVED CAREFULLY AND STORED FOR REINSTALLATION.

H. FIRE EXTINGUISHERS ON WALL TO BE REMOVED ARE TO BE RETURNED TO OWNER, DISPOSE CABINETS.

KEYNOTES

2.093	SINK TO REMAIN. PROTECT IN PLACE.
23.002	FLOOR GRILLES TO REMAIN
26.002	ELECTRICAL EQUIPMENT. SEE SHEET 1.ED101 SHEETS

DEMOLITION LEGEND

- - - - - - - - - - - - BUILDING ELEMENT REMOVE AND DISPOSE.

———————— EXISTING TO REMAIN.

KEY MAP

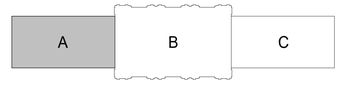

CRSA
ARCHITECTURE · PLANNING · INTERIORS
175 S MAIN STREET, STE 300 · SLC, UTAH 84111
801-355-5915 www.crsa-us.com

ARCHITECT
CRSA
175 S. MAIN ST., STE. 300
SALT LAKE CITY, UT 84111
C/O ZACH HESLOP
zheslop@crsa-us.com
(801)746-4974

STRUCTURAL ENGINEER
REAVELEY ENGINEERS + ASSOC.
675 EAST 500 SOUTH, SUITE 400
SALT LAKE CITY, UT 84102
C/O JEROD JOHNSON
jjohnson@reaveley.com
(801) 486-3883

MECHANICAL ENGINEER
COLVIN ENGINEERING ASSOC.
505 E. SOUTH TEMPLE
SALT LAKE CITY, UT 84102
C/O ALLEN EVANS
aevans@cea-ut.com
(801) 322-2400

ELECTRICAL ENGINEER
SPECTRUM ENGINEERING
324 STATE ST. STE. 400
SALT LAKE CITY, UT 84102
C/O MICHAEL FACKRELL
michael.fackrell@speceng.com
(801) 328-5151

CM/GC
GRAMOLL CONSTRUCTION
155 S 750 W
NORTH SALT LAKE, UT 84054
C/O JIM GRAMOLL
jim.gramoll@gramoll.com
(801) 295-2341

RIO GRANDE DEPOT SEISMIC UPGRADE

300 SOUTH RIO GRANDE STREET
SALT LAKE CITY, UT 84101

DFCM PROJECT #20229080

STAMP

STATE OF UTAH ZACHARY M. HESLOP 11965299-0301 LICENSED ARCHITECT

10/03/2022

ISSUE TYPE:	DATE:
BP-01 DD	October 3, 2022

PROJECT NUMBER:	21-031
DRAWN BY:	Author
CHECKED BY:	Checker

PHASE 1 MAIN LEVEL DEMOLITION FLOOR PLAN AREA A

1.AD101A

2022 CRSA Corporation Open Commons Agreement (OCA) http://www.crsa.com/terms-of-use/open-commons-agreement/

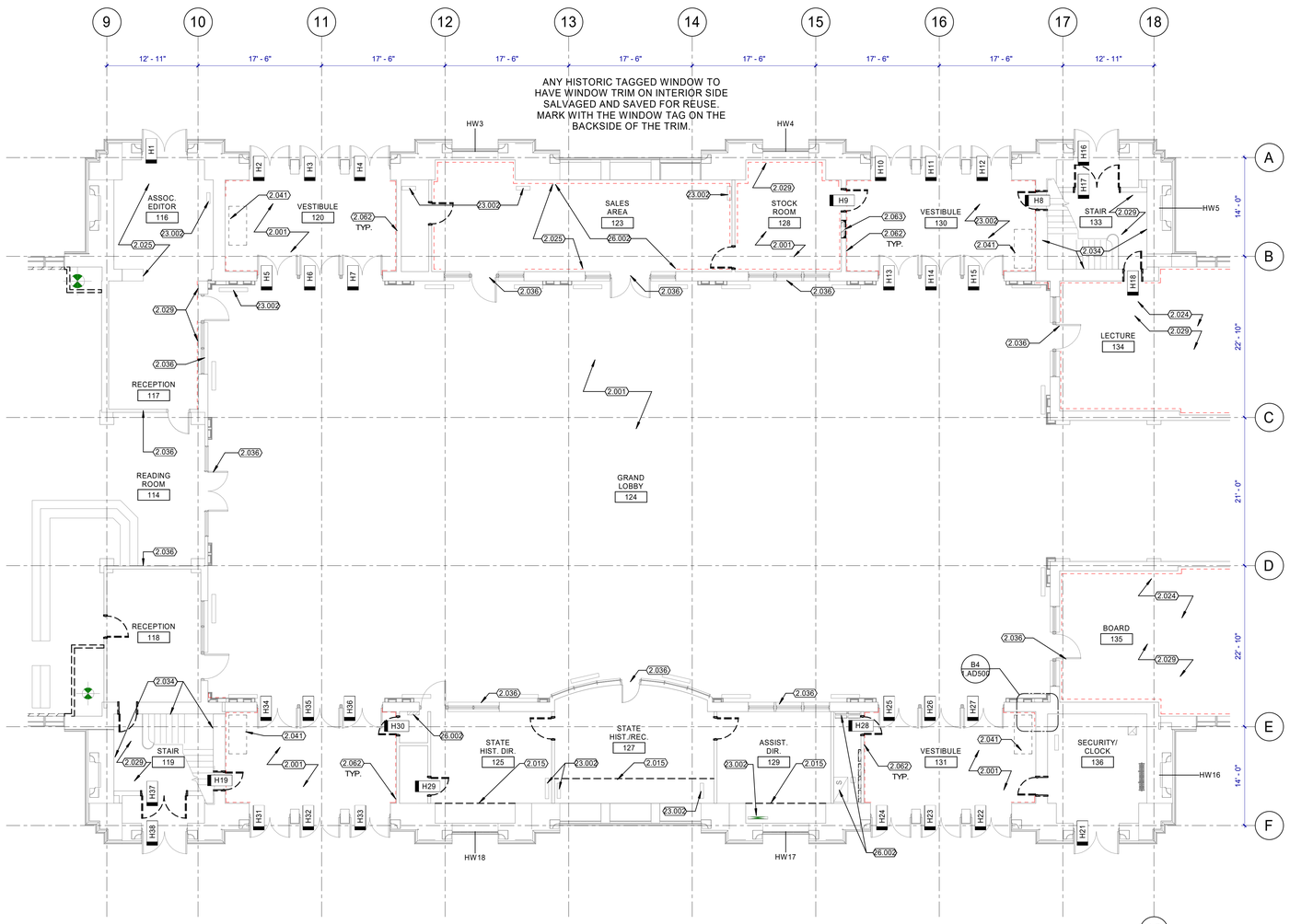

PHASE 1 MAIN LEVEL DEMOLITION FLOOR PLAN AREA B

N A1 / 1.AD101B — 1/8" = 1'-0" (0' 2' 4' 8' 16' 32')

GENERAL NOTES

A. CONTRACTOR SHALL NOTIFY ARCHITECT IN WRITING OF DISCREPANCIES BETWEEN EXISTING CONDITIONS AND DRAWINGS BEFORE PROCEEDING WITH SELECTIVE DEMOLITION.

B. CONTRACTOR TO PROVIDE ANY TEMPORARY SHORING OF CEILING, FLOOR, ROOF, FOUNDATION, AND/OR WALL STRUCTURES UNTIL PERMANENT SUPPORT IS INSTALLED.

C. DEMOLITION WORK OF THIS CONTRACT INCLUDES ALL INCIDENTAL REMOVAL AND/OR MODIFICATION OF MINOR FEATURES NOT SPECIFICALLY INDICATED IN THE DRAWINGS BUT REQUIRED IN ORDER TO EXECUTE THE WORK.

D. HAZARDOUS MATERIAL ABATEMENT IS TO BE COMPLETED BY OWNER. HAZARDOUS MATERIAL INVENTORY REPORT IS AVAILABLE FOR REFERENCE FROM THE OWNER. CONTRACTOR SHALL NOTIFY THE OWNER IMMEDIATELY IF SUSPECTED HAZARDOUS MATERIALS ARE ENCOUNTERED AND HAZARDOUS MATERIALS SHALL BE ABATED BY OTHERS BEFORE PROCEEDING WITH SELECTIVE DEMOLITION.

E. CONTRACTOR TO PATCH ANY HOLES RESULTING FROM DEMOLITION WORK AND PATCH TO MATCH SURROUNDING FINISH MATERIAL.

F. CONTRACTOR TO NOTIFY THE ARCHITECT OF ANY HISTORICALLY SIGNIFICANT FEATURES UNCOVERED BEFORE DEMOLISHING THEM.

G. ALL HISTORIC ITEMS CALLED OUT TO BE SALVAGED NEED TO BE REMOVED CAREFULLY AND STORED FOR REINSTALLATION.

H. FIRE EXTINGUISHERS ON WALL TO BE REMOVED ARE TO BE RETURNED TO OWNER, DISPOSE CABINETS.

KEYNOTES

2.001	PROTECT IN PLACE (E) TERRAZO FLOOR
2.015	REMOVE CASEWORK. DISPOSE.
2.024	DISMANTLE HISTORIC WOOD WAINSCOTING AND SALVAGE FOR REINSTALLATION.
2.025	DISMANTLE HISTORIC WOOD BASE AND SALVAGE FOR REINSTALLATION.
2.029	DISMANTLE HISTORIC MARBLE BASE AND SALVAGE FOR REINSTALLATION. TAG LOCATION FOR REINSTALL.
2.034	DISMANTLE HISTORIC LIGHT FIXTURES AND SALVAGE FOR REINSTALLATION.
2.036	(E) HISTORIC STOREFRONT TO REMAIN.
2.041	DISMANTLE RADIATOR AND SALVAGE FOR REINSTALLATION.
2.062	DASHED LINE REPRESENTS MARBLE WAINSCOT TO BE DISMANTLED AND SALVAGED FOR REINSTALLATION.
2.063	DISMANTLE HISTORIC WINDOW AND TRIM WITH MARBLE SILL AND SALVAGE FOR RESINSTALLTION.
23.002	FLOOR GRILLES TO REMAIN
26.002	ELECTRICAL EQUIPMENT. SEE SHEET 1.ED101 SHEETS

DEMOLITION LEGEND

- BUILDING ELEMENT REMOVE AND DISPOSE.
- EXISTING TO REMAIN.

KEY MAP

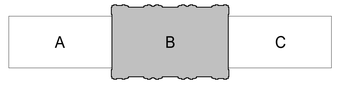

CRSA
ARCHITECTURE · PLANNING · INTERIORS
175 S MAIN STREET, STE 300 · SLC, UTAH 84111
801-355-5915 www.crsa-us.com

ARCHITECT
CRSA — C/O ZACH HESLOP
175 S. MAIN ST., STE. 300 — zheslop@crsa-us.com
SALT LAKE CITY, UT 84111 — (801)746-4974

STRUCTURAL ENGINEER
REAVELEY ENGINEERS + ASSOC. — C/O JEROD JOHNSON
675 EAST 500 SOUTH, SUITE 400 — jjohnson@reaveley.com
SALT LAKE CITY, UT 84102 — (801) 486-3883

MECHANICAL ENGINEER
COLVIN ENGINEERING ASSOC. — C/O ALLEN EVANS
505 E. SOUTH TEMPLE — aevans@cea-ut.com
SALT LAKE CITY, UT 84102 — (801) 322-2400

ELECTRICAL ENGINEER
SPECTRUM ENGINEERING — C/O MICHAEL FACKRELL
324 STATE ST. STE. 400 — michael.fackrell@speceng.com
SALT LAKE CITY, UT 84102 — (801) 328-5151

CM/GC
GRAMOLL CONSTRUCTION — C/O JIM GRAMOLL
155 S 750 W — jim.gramoll@gramoll.com
NORTH SALT LAKE, UT 84054 — (801) 295-2341

RIO GRANDE DEPOT SEISMIC UPGRADE

300 SOUTH RIO GRANDE STREET
SALT LAKE CITY, UT 84101

DFCM PROJECT #20229080

STAMP

STATE OF UTAH — ZACHARY M. HESLOP — 11965299-0301 — LICENSED ARCHITECT

10/03/2022

ISSUE TYPE:	DATE:
BP-01 DD	October 3, 2022

PROJECT NUMBER:	21-031
DRAWN BY:	Author
CHECKED BY:	Checker

PHASE 1 MAIN LEVEL DEMOLITION FLOOR PLAN AREA B

1.AD101B

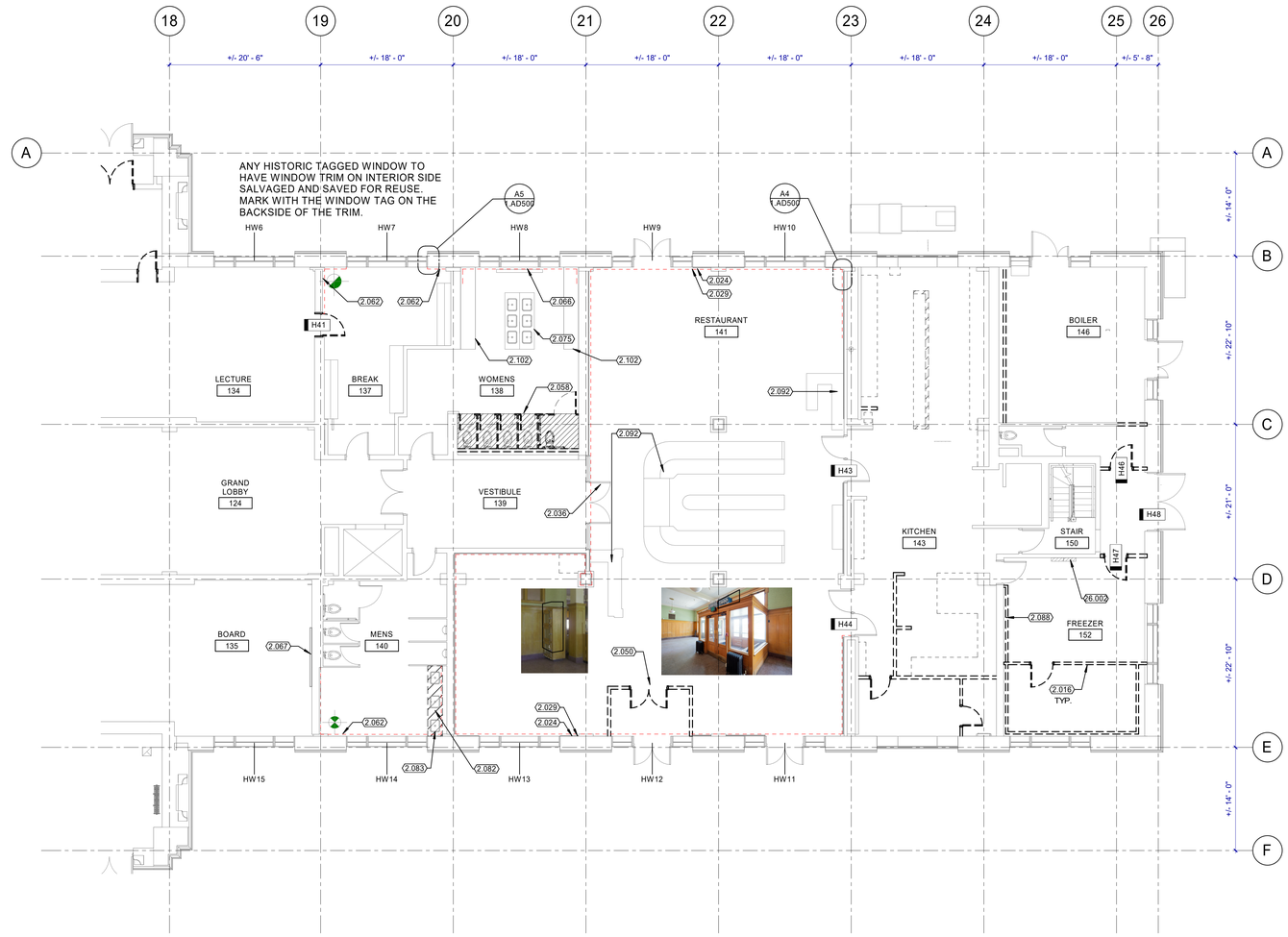

PHASE 1 MAIN LEVEL DEMOLITION FLOOR PLAN AREA C

N A1 AD1012 1/8" = 1'-0"

0' 2' 4' 8' 16' 32'

GENERAL NOTES

A. CONTRACTOR SHALL NOTIFY ARCHITECT IN WRITING OF DISCREPANCIES BETWEEN EXISTING CONDITIONS AND DRAWINGS BEFORE PROCEEDING WITH SELECTIVE DEMOLITION.

B. CONTRACTOR TO PROVIDE ANY TEMPORARY SHORING OF CEILING, FLOOR, ROOF, FOUNDATION, AND/OR WALL STRUCTURES UNTIL PERMANENT SUPPORT IS INSTALLED.

C. DEMOLITION WORK OF THIS CONTRACT INCLUDES ALL INCIDENTAL REMOVAL AND/OR MODIFICATION OF MINOR FEATURES NOT SPECIFICALLY INDICATED IN THE DRAWINGS BUT REQUIRED IN ORDER TO EXECUTE THE WORK.

D. HAZARDOUS MATERIAL ABATEMENT IS TO BE COMPLETED BY OWNER. HAZARDOUS MATERIAL INVENTORY REPORT IS AVAILABLE FOR REFERENCE FROM THE OWNER. CONTRACTOR SHALL NOTIFY THE OWNER IMMEDIATELY IF SUSPECTED HAZARDOUS MATERIALS ARE ENCOUNTERED AND HAZARDOUS MATERIALS SHALL BE ABATED BY OTHERS BEFORE PROCEEDING WITH SELECTIVE DEMOLITION.

E. CONTRACTOR TO PATCH ANY HOLES RESULTING FROM DEMOLITION WORK AND PATCH TO MATCH SURROUNDING FINISH MATERIAL.

F. CONTRACTOR TO NOTIFY THE ARCHITECT OF ANY HISTORICALLY SIGNIFICANT FEATURES UNCOVERED BEFORE DEMOLISHING THEM.

G. ALL HISTORIC ITEMS CALLED OUT TO BE SALVAGED NEED TO BE REMOVED CAREFULLY AND STORED FOR REINSTALLATION.

H. FIRE EXTINGUISHERS ON WALL TO BE REMOVED ARE TO BE RETURNED TO OWNER, DISPOSE CABINETS.

KEYNOTES

2.016	REMOVE WALK-IN COOLER. DISPOSE.
2.024	DISMANTLE HISTORIC WOOD WAINSCOTING AND SALVAGE FOR REINSTALLATION.
2.029	DISMANTLE HISTORIC MARBLE BASE AND SALVAGE FOR REINSTALLATION. TAG LOCATION FOR REINSTALL.
2.036	(E) HISTORIC STOREFRONT TO REMAIN.
2.050	DISMANTLE HISTORIC COFFEE SHOP SIGN AND SALVAGE FOR REINSTALLATION. REMOVE VESTIBULE. DISPOSE.
2.058	DISMANTLE MARBLE PARTITIONS, DOORS, SINKS, AND TOILETS AND SALVAGE FOR REINSTALLATION.
2.062	DASHED LINE REPRESENTS MARBLE WAINSCOT TO BE DISMANTLED AND SALVAGED FOR REINSTALLATION.
2.066	DASHED LINE REPRESENTS MARBLE BASE TO BE DISMANTLED AND SALVAGED FOR REINSTALLATION.
2.067	DISMANTLE HISTORIC MIRROR AND WOOD FRAME AND SALVAGE FOR REINSTALLATION.
2.075	EXISTING SINKS AND COUNTERTOPS. PROTECT IN PLACE.
2.082	REMOVE COUNTERTOP. DISPOSE.
2.083	REMOVE SINKS, FAUCETS, BRACKETS AND MIRRORS. SALVAGE FOR REINSTALLATION.
2.088	REMOVE METAL STUD WALL AND GYP. BD. FURRED WALL.
2.092	EXISTING MILLWORK TO REMAIN. PROTECT IN PLACE
2.102	REMOVE COUNTERTOPS AND BRACKETS. SALVAGE FOR REINSTALLATION.
26.002	ELECTRICAL EQUIPMENT. SEE SHEET 1.ED101 SHEETS

DEMOLITION LEGEND

BUILDING ELEMENT REMOVE AND DISPOSE.

EXISTING TO REMAIN.

KEY MAP



CRSA
ARCHITECTURE · PLANNING · INTERIORS
175 S MAIN STREET, STE 300 · SLC, UTAH 84111
801-355-5915 www.crsa-us.com

ARCHITECT
CRSA
175 S. MAIN ST., STE. 300
SALT LAKE CITY, UT 84111
C/O ZACH HESLOP
zheslop@crsa-us.com
(801)746-4974

STRUCTURAL ENGINEER
REAVELEY ENGINEERS + ASSOC.
675 EAST 500 SOUTH, SUITE 400
SALT LAKE CITY, UT 84102
C/O JEROD JOHNSON
jjohnson@reaveley.com
(801) 486-3883

MECHANICAL ENGINEER
COLVIN ENGINEERING ASSOC.
505 E. SOUTH TEMPLE
SALT LAKE CITY, UT 84102
C/O ALLEN EVANS
aevans@cea-ut.com
(801) 322-2400

ELECTRICAL ENGINEER
SPECTRUM ENGINEERING
324 STATE ST. STE. 400
SALT LAKE CITY, UT 84102
C/O MICHAEL FACKRELL
michael.fackrell@speceng.com
(801) 328-5151

CM/GC
GRAMOLL CONSTRUCTION
155 S 750 W
NORTH SALT LAKE, UT 84054
C/O JIM GRAMOLL
jim.gramoll@gramoll.com
(801) 295-2341

RIO GRANDE DEPOT SEISMIC UPGRADE

300 SOUTH RIO GRANDE STREET
SALT LAKE CITY, UT 84101

DFCM PROJECT #20229080

STAMP

STATE OF UTAH ZACHARY M. HESLOP 11965299-0301 LICENSED ARCHITECT

10/03/2022

ISSUE TYPE:	DATE:
BP-01 DD	October 3, 2022

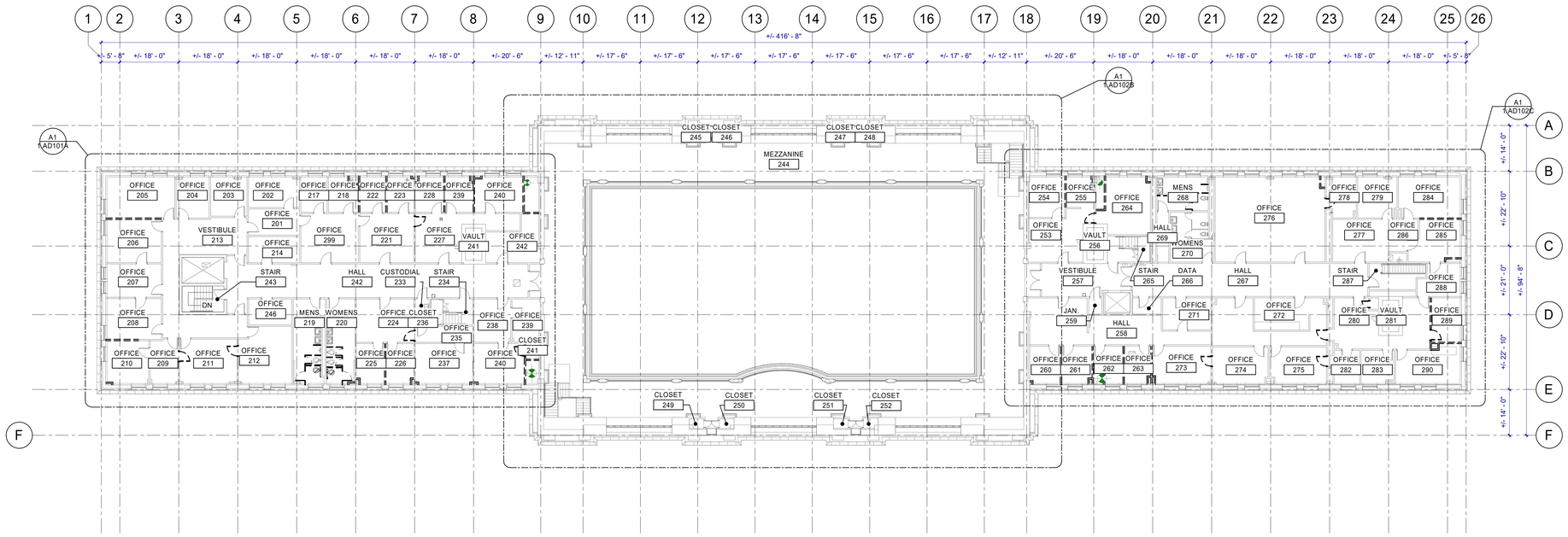

PHASE 1 UPPER LEVEL DEMOLITION FLOOR PLAN

N

1 / 1.AD102

1/16" = 1'-0"

GENERAL NOTES

A. CONTRACTOR SHALL NOTIFY ARCHITECT IN WRITING OF DISCREPANCIES BETWEEN EXISTING CONDITIONS AND DRAWINGS BEFORE PROCEEDING WITH SELECTIVE DEMOLITION.

B. CONTRACTOR TO PROVIDE ANY TEMPORARY SHORING OF CEILING, FLOOR, ROOF, FOUNDATION, AND/OR WALL STRUCTURES UNTIL PERMANENT SUPPORT IS INSTALLED.

C. DEMOLITION WORK OF THIS CONTRACT INCLUDES ALL INCIDENTAL REMOVAL AND/OR MODIFICATION OF MINOR FEATURES NOT SPECIFICALLY INDICATED IN THE DRAWINGS BUT REQUIRED IN ORDER TO EXECUTE THE WORK.

D. HAZARDOUS MATERIAL ABATEMENT IS TO BE COMPLETED BY OWNER. HAZARDOUS MATERIAL INVENTORY REPORT IS AVAILABLE FOR REFERENCE FROM THE OWNER. CONTRACTOR SHALL NOTIFY THE OWNER IMMEDIATELY IF SUSPECTED HAZARDOUS MATERIALS ARE ENCOUNTERED AND HAZARDOUS MATERIALS SHALL BE ABATED BY OTHERS BEFORE PROCEEDING WITH SELECTIVE DEMOLITION.

E. CONTRACTOR TO PATCH ANY HOLES RESULTING FROM DEMOLITION WORK AND PATCH TO MATCH SURROUNDING FINISH MATERIAL.

F. CONTRACTOR TO NOTIFY THE ARCHITECT OF ANY HISTORICALLY SIGNIFICANT FEATURES UNCOVERED BEFORE DEMOLISHING THEM.

G. ALL HISTORIC ITEMS CALLED OUT TO BE SALVAGED NEED TO BE REMOVED CAREFULLY AND STORED FOR REINSTALLATION.

H. FIRE EXTINGUISHERS ON WALL TO BE REMOVED ARE TO BE RETURNED TO OWNER, DISPOSE CABINETS.

KEYNOTES

DEMOLITION LEGEND

- - - - - - - - - - - - BUILDING ELEMENT REMOVE AND DISPOSE.

———————— EXISTING TO REMAIN.

KEY MAP



CRSA

ARCHITECTURE · PLANNING · INTERIORS

175 S MAIN STREET, STE 300 · SLC, UTAH 84111

801-355-5915 www.crsa-us.com

ARCHITECT
CRSA
175 S. MAIN ST., STE. 300
SALT LAKE CITY, UT 84111
C/O ZACH HESLOP
zheslop@crsa-us.com
(801)746-4974

STRUCTURAL ENGINEER
REAVELEY ENGINEERS + ASSOC.
675 EAST 500 SOUTH, SUITE 400
SALT LAKE CITY, UT 84102
C/O JEROD JOHNSON
jjohnson@reaveley.com
(801) 486-3883

MECHANICAL ENGINEER
COLVIN ENGINEERING ASSOC.
505 E. SOUTH TEMPLE
SALT LAKE CITY, UT 84102
C/O ALLEN EVANS
aevans@cea-ut.com
(801) 322-2400

ELECTRICAL ENGINEER
SPECTRUM ENGINEERING
324 STATE ST. STE. 400
SALT LAKE CITY, UT 84102
C/O MICHAEL FACKRELL
michael.fackrell@speceng.com
(801) 328-5151

CM/GC
GRAMOLL CONSTRUCTION
155 S 750 W
NORTH SALT LAKE, UT 84054
C/O JIM GRAMOLL
jim.gramoll@gramoll.com
(801) 295-2341

RIO GRANDE DEPOT SEISMIC UPGRADE

300 SOUTH RIO GRANDE STREET
SALT LAKE CITY, UT 84101

DFCM PROJECT #20229080

STAMP

STATE OF UTAH
ZACHARY M. HESLOP
11965299-0301
LICENSED ARCHITECT

10/03/2022

ISSUE TYPE:	DATE:
BP-01 DD	October 3, 2022

PROJECT NUMBER:	21-031
DRAWN BY:	Author
CHECKED BY:	Checker

PHASE 1 UPPER LEVEL DEMOLITION FLOOR PLAN

1.AD102



N

1
1.AD102A

1/8" = 1'-0"

0 2 4 8 16 32

PHASE 1 UPPER LEVEL DEMOLITION FLOOR PLAN AREA A

GENERAL NOTES

A. CONTRACTOR SHALL NOTIFY ARCHITECT IN WRITING OF DISCREPANCIES BETWEEN EXISTING CONDITIONS AND DRAWINGS BEFORE PROCEEDING WITH SELECTIVE DEMOLITION.

B. CONTRACTOR TO PROVIDE ANY TEMPORARY SHORING OF CEILING, FLOOR, ROOF, FOUNDATION, AND/OR WALL STRUCTURES UNTIL PERMANENT SUPPORT IS INSTALLED.

C. DEMOLITION WORK OF THIS CONTRACT INCLUDES ALL INCIDENTAL REMOVAL AND/OR MODIFICATION OF MINOR FEATURES NOT SPECIFICALLY INDICATED IN THE DRAWINGS BUT REQUIRED IN ORDER TO EXECUTE THE WORK.

D. HAZARDOUS MATERIAL ABATEMENT IS TO BE COMPLETED BY OWNER. HAZARDOUS MATERIAL INVENTORY REPORT IS AVAILABLE FOR REFERENCE FROM THE OWNER. CONTRACTOR SHALL NOTIFY THE OWNER IMMEDIATELY IF SUSPECTED HAZARDOUS MATERIALS ARE ENCOUNTERED AND HAZARDOUS MATERIALS SHALL BE ABATED BY OTHERS BEFORE PROCEEDING WITH SELECTIVE DEMOLITION.

E. CONTRACTOR TO PATCH ANY HOLES RESULTING FROM DEMOLITION WORK AND PATCH TO MATCH SURROUNDING FINISH MATERIAL.

F. CONTRACTOR TO NOTIFY THE ARCHITECT OF ANY HISTORICALLY SIGNIFICANT FEATURES UNCOVERED BEFORE DEMOLISHING THEM.

G. ALL HISTORIC ITEMS CALLED OUT TO BE SALVAGED NEED TO BE REMOVED CAREFULLY AND STORED FOR REINSTALLATION.

H. FIRE EXTINGUISHERS ON WALL TO BE REMOVED ARE TO BE RETURNED TO OWNER, DISPOSE CABINETS.

KEYNOTES

2.053	DASHED LINE REPRESENTS PAINTED BASEBOARD TO BE REMOVED. DISMANTLE TO NEAREST SEAM. SALVAGE FOR REINSTALLATION.
2.058	DISMANTLE MARBLE PARTITIONS, DOORS, SINKS, AND TOILETS AND SALVAGE FOR REINSTALLATION.
2.103	DASHED LINE REPRESENTS STONE BASEBOARD TO BE REMOVED. DISMANTLE TO NEAREST SEAM. SALVAGE FOR REINSTALLATION.
26.005	ELECTRICAL EQUIPMENT. SEE 1.ED102 SHEET

DEMOLITION LEGEND

BUILDING ELEMENT REMOVE AND DISPOSE.

EXISTING TO REMAIN.

KEY MAP



CRSA
ARCHITECTURE · PLANNING · INTERIORS
175 S MAIN STREET, STE 300 · SLC, UTAH 84111
801-355-5915 www.crsa-us.com

ARCHITECT
CRSA
175 S. MAIN ST., STE. 300
SALT LAKE CITY, UT 84111
C/O ZACH HESLOP
zheslop@crsa-us.com
(801)746-4974

STRUCTURAL ENGINEER
REAVELEY ENGINEERS + ASSOC.
675 EAST 500 SOUTH, SUITE 400
SALT LAKE CITY, UT 84102
C/O JEROD JOHNSON
jjohnson@reaveley.com
(801) 486-3883

MECHANICAL ENGINEER
COLVIN ENGINEERING ASSOC.
505 E. SOUTH TEMPLE
SALT LAKE CITY, UT 84102
C/O ALLEN EVANS
aevans@cea-ut.com
(801) 322-2400

ELECTRICAL ENGINEER
SPECTRUM ENGINEERING
324 STATE ST. STE. 400
SALT LAKE CITY, UT 84102
C/O MICHAEL FACKRELL
michael.fackrell@speceng.com
(801) 328-5151

CM/GC
GRAMOLL CONSTRUCTION
155 S 750 W
NORTH SALT LAKE, UT 84054
C/O JIM GRAMOLL
jim.gramoll@gramoll.com
(801) 295-2341

RIO GRANDE DEPOT SEISMIC UPGRADE

300 SOUTH RIO GRANDE STREET
SALT LAKE CITY, UT 84101

DFCM PROJECT #20229080

STAMP

STATE OF UTAH
ZACHARY M. HESLOP
11965299-0301
LICENSED ARCHITECT

10/03/2022

ISSUE TYPE:	DATE:
BP-01 DD	October 3, 2022
PROJECT NUMBER:	21-031
DRAWN BY:	Author
CHECKED BY:	Checker

PHASE 1 UPPER LEVEL DEMOLITION FLOOR PLAN AREA A

1.AD102A

Autodesk Docs://Rio Grande Depot Seismic Upgrade/21-031 Rio Grande Depot Seismic Upgrade_R23latest.rvt
10/3/2022 2:12:25 PM

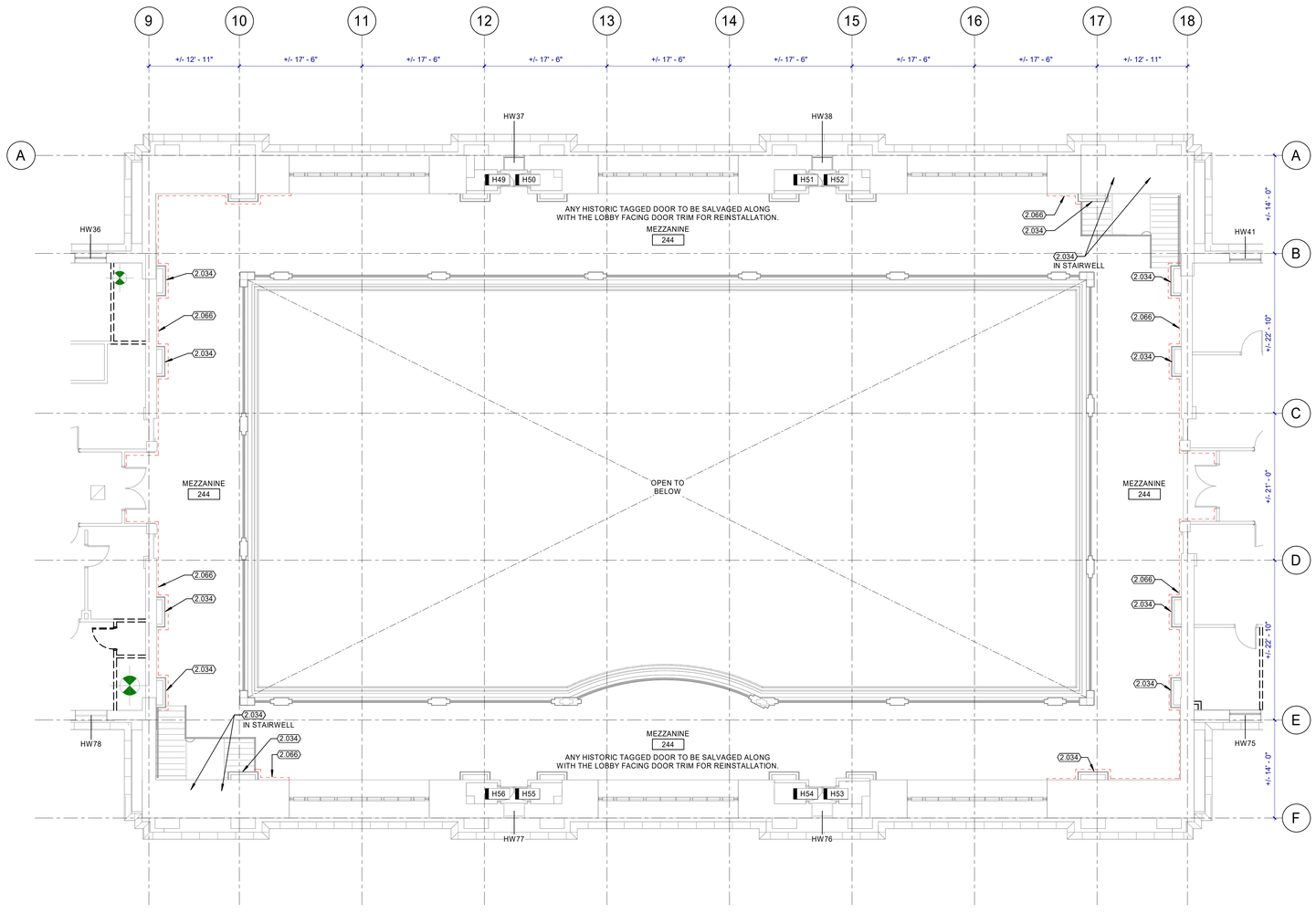

N A1 1.AD102B

1/8" = 1'-0"

0' 2' 4' 8' 16' 32'

PHASE 1 UPPER LEVEL DEMOLITION FLOOR PLAN AREA B

GENERAL NOTES

A. CONTRACTOR SHALL NOTIFY ARCHITECT IN WRITING OF DISCREPANCIES BETWEEN EXISTING CONDITIONS AND DRAWINGS BEFORE PROCEEDING WITH SELECTIVE DEMOLITION.

B. CONTRACTOR TO PROVIDE ANY TEMPORARY SHORING OF CEILING, FLOOR, ROOF, FOUNDATION, AND/OR WALL STRUCTURES UNTIL PERMANENT SUPPORT IS INSTALLED.

C. DEMOLITION WORK OF THIS CONTRACT INCLUDES ALL INCIDENTAL REMOVAL AND/OR MODIFICATION OF MINOR FEATURES NOT SPECIFICALLY INDICATED IN THE DRAWINGS BUT REQUIRED IN ORDER TO EXECUTE THE WORK.

D. HAZARDOUS MATERIAL ABATEMENT IS TO BE COMPLETED BY OWNER. HAZARDOUS MATERIAL INVENTORY REPORT IS AVAILABLE FOR REFERENCE FROM THE OWNER. CONTRACTOR SHALL NOTIFY THE OWNER IMMEDIATELY IF SUSPECTED HAZARDOUS MATERIALS ARE ENCOUNTERED AND HAZARDOUS MATERIALS SHALL BE ABATED BY OTHERS BEFORE PROCEEDING WITH SELECTIVE DEMOLITION.

E. CONTRACTOR TO PATCH ANY HOLES RESULTING FROM DEMOLITION WORK AND PATCH TO MATCH SURROUNDING FINISH MATERIAL.

F. CONTRACTOR TO NOTIFY THE ARCHITECT OF ANY HISTORICALLY SIGNIFICANT FEATURES UNCOVERED BEFORE DEMOLISHING THEM.

G. ALL HISTORIC ITEMS CALLED OUT TO BE SALVAGED NEED TO BE REMOVED CAREFULLY AND STORED FOR REINSTALLATION.

H. FIRE EXTINGUISHERS ON WALL TO BE REMOVED ARE TO BE RETURNED TO OWNER, DISPOSE CABINETS.

KEYNOTES

2.034	DISMANTLE HISTORIC LIGHT FIXTURES AND SALVAGE FOR REINSTALLATION.
2.066	DASHED LINE REPRESENTS MARBLE BASE TO BE DISMANTLED AND SALVAGED FOR REINSTALLATION.

DEMOLITION LEGEND

BUILDING ELEMENT REMOVE AND DISPOSE.

EXISTING TO REMAIN.

KEY MAP

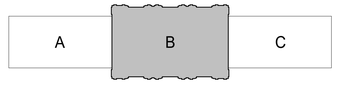

CRSA

ARCHITECTURE · PLANNING · INTERIORS

175 S MAIN STREET, STE 300 · SLC, UTAH 84111
801-355-5915 www.crsa-us.com

ARCHITECT
CRSA
175 S. MAIN ST., STE. 300
SALT LAKE CITY, UT 84111
C/O ZACH HESLOP
zheslop@crsa-us.com
(801)746-4974

STRUCTURAL ENGINEER
REAVELEY ENGINEERS + ASSOC.
675 EAST 500 SOUTH, SUITE 400
SALT LAKE CITY, UT 84102
C/O JEROD JOHNSON
jjohnson@reaveley.com
(801) 486-3883

MECHANICAL ENGINEER
COLVIN ENGINEERING ASSOC.
505 E. SOUTH TEMPLE
SALT LAKE CITY, UT 84102
C/O ALLEN EVANS
aevans@cea-ut.com
(801) 322-2400

ELECTRICAL ENGINEER
SPECTRUM ENGINEERING
324 STATE ST. STE. 400
SALT LAKE CITY, UT 84102
C/O MICHAEL FACKRELL
michael.fackrell@speceng.com
(801) 328-5151

CM/GC
GRAMOLL CONSTRUCTION
155 S 750 W
NORTH SALT LAKE, UT 84054
C/O JIM GRAMOLL
jim.gramoll@gramoll.com
(801) 295-2341

RIO GRANDE DEPOT SEISMIC UPGRADE

300 SOUTH RIO GRANDE STREET
SALT LAKE CITY, UT 84101

DFCM PROJECT #20229080

STAMP

STATE OF UTAH
ZACHARY M. HESLOP
11965299-0301
LICENSED ARCHITECT

10/03/2022

ISSUE TYPE:	DATE:
BP-01 DD	October 3, 2022
PROJECT NUMBER:	21-031
DRAWN BY:	Author
CHECKED BY:	Checker

PHASE 1 UPPER LEVEL DEMOLITION FLOOR PLAN AREA B

1.AD102B

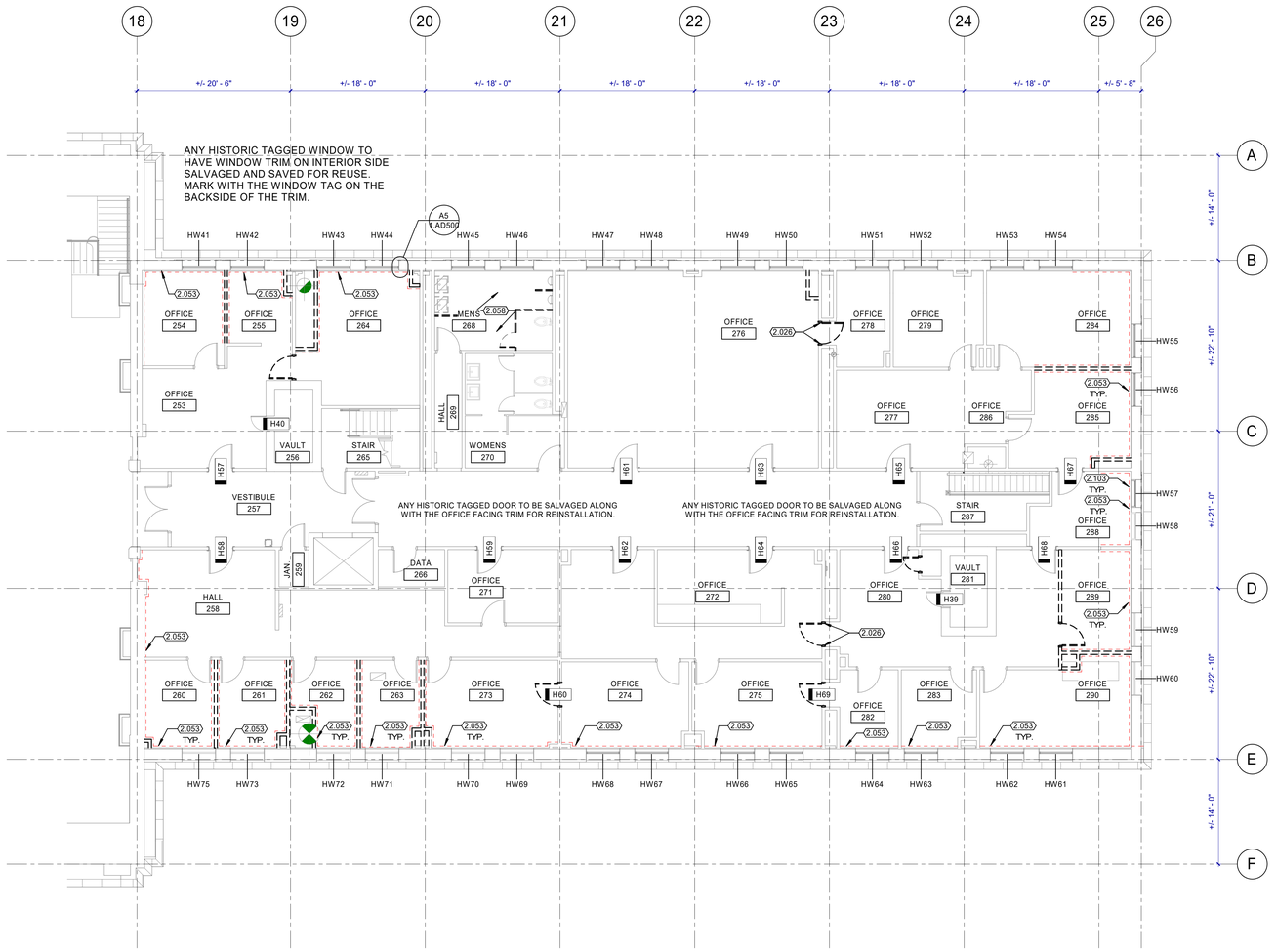

PHASE 1 UPPER LEVEL DEMOLITION FLOOR PLAN AREA C

N A1 AD1020

1/8" = 1'-0"

0' 2' 4' 8' 16' 32'

GENERAL NOTES

A. CONTRACTOR SHALL NOTIFY ARCHITECT IN WRITING OF DISCREPANCIES BETWEEN EXISTING CONDITIONS AND DRAWINGS BEFORE PROCEEDING WITH SELECTIVE DEMOLITION.

B. CONTRACTOR TO PROVIDE ANY TEMPORARY SHORING OF CEILING, FLOOR, ROOF, FOUNDATION, AND/OR WALL STRUCTURES UNTIL PERMANENT SUPPORT IS INSTALLED.

C. DEMOLITION WORK OF THIS CONTRACT INCLUDES ALL INCIDENTAL REMOVAL AND/OR MODIFICATION OF MINOR FEATURES NOT SPECIFICALLY INDICATED IN THE DRAWINGS BUT REQUIRED IN ORDER TO EXECUTE THE WORK.

D. HAZARDOUS MATERIAL ABATEMENT IS TO BE COMPLETED BY OWNER. HAZARDOUS MATERIAL INVENTORY REPORT IS AVAILABLE FOR REFERENCE FROM THE OWNER. CONTRACTOR SHALL NOTIFY THE OWNER IMMEDIATELY IF SUSPECTED HAZARDOUS MATERIALS ARE ENCOUNTERED AND HAZARDOUS MATERIALS SHALL BE ABATED BY OTHERS BEFORE PROCEEDING WITH SELECTIVE DEMOLITION.

E. CONTRACTOR TO PATCH ANY HOLES RESULTING FROM DEMOLITION WORK AND PATCH TO MATCH SURROUNDING FINISH MATERIAL.

F. CONTRACTOR TO NOTIFY THE ARCHITECT OF ANY HISTORICALLY SIGNIFICANT FEATURES UNCOVERED BEFORE DEMOLISHING THEM.

G. ALL HISTORIC ITEMS CALLED OUT TO BE SALVAGED NEED TO BE REMOVED CAREFULLY AND STORED FOR REINSTALLATION.

H. FIRE EXTINGUISHERS ON WALL TO BE REMOVED ARE TO BE RETURNED TO OWNER, DISPOSE CABINETS.

KEYNOTES

2.026	DISMANTLE HISTORIC INTERIOR DOOR TRIM AND SALVAGE FOR REINSTALLATION.
2.053	DASHED LINE REPRESENTS PAINTED BASEBOARD TO BE REMOVED. DISMANTLE TO NEAREST SEAM. SALVAGE FOR REINSTALLATION.
2.058	DISMANTLE MARBLE PARTITIONS, DOORS, SINKS, AND TOILETS AND SALVAGE FOR REINSTALLATION.
2.103	DASHED LINE REPRESENTS STONE BASEBOARD TO BE REMOVED. DISMANTLE TO NEAREST SEAM. SALVAGE FOR REINSTALLATION.

DEMOLITION LEGEND

BUILDING ELEMENT REMOVE AND DISPOSE.

EXISTING TO REMAIN.

KEY MAP



CRSA

ARCHITECTURE · PLANNING · INTERIORS

175 S MAIN STREET, STE 300 · SLC, UTAH 84111

801-355-5915 www.crsa-us.com

ARCHITECT
CRSA
175 S. MAIN ST., STE. 300
SALT LAKE CITY, UT 84111
C/O ZACH HESLOP
zheslop@crsa-us.com
(801)746-4974

STRUCTURAL ENGINEER
REAVELEY ENGINEERS + ASSOC.
615 EAST 500 SOUTH, SUITE 400
SALT LAKE CITY, UT 84102
C/O JEROD JOHNSON
jjohnson@reaveley.com
(801) 486-3883

MECHANICAL ENGINEER
COLVIN ENGINEERING ASSOC.
505 E. SOUTH TEMPLE
SALT LAKE CITY, UT 84102
C/O ALLEN EVANS
aevans@cea-ut.com
(801) 322-2400

ELECTRICAL ENGINEER
SPECTRUM ENGINEERING
324 STATE ST. STE. 400
SALT LAKE CITY, UT 84102
C/O MICHAEL FACKRELL
michael.fackrell@speceng.com
(801) 328-5151

CM/GC
GRAMOLL CONSTRUCTION
155 S 750 W
NORTH SALT LAKE, UT 84054
C/O JIM GRAMOLL
jim.gramoll@gramoll.com
(801) 295-2341

RIO GRANDE DEPOT SEISMIC UPGRADE

300 SOUTH RIO GRANDE STREET
SALT LAKE CITY, UT 84101

DFCM PROJECT #20229080

STAMP

STATE OF UTAH
ZACHARY M. HESLOP
11965299-0301
LICENSED ARCHITECT

10/03/2022

ISSUE TYPE:	DATE:
BP-01 DD	October 3, 2022

PROJECT NUMBER:	21-031
DRAWN BY:	Author
CHECKED BY:	Checker

PHASE 1 UPPER LEVEL DEMOLITION FLOOR PLAN AREA C

1.AD102C

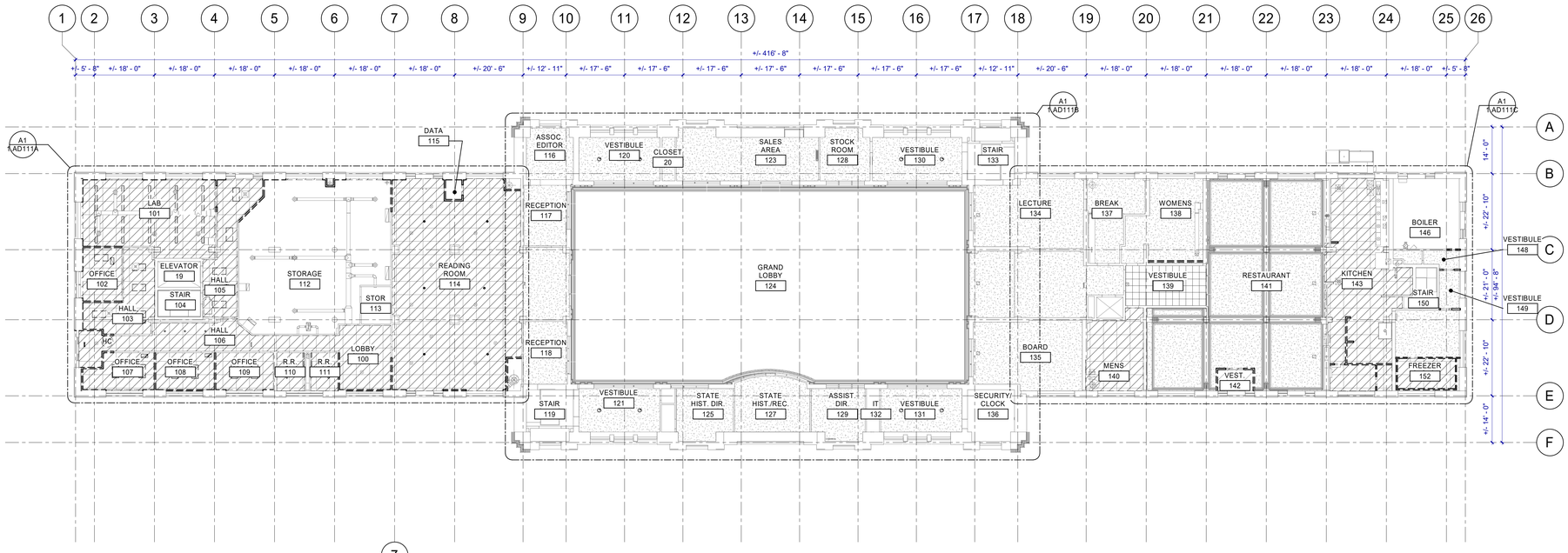

N A1 1.AD111

PHASE 1 MAIN FLOOR DEMO RCP

1/16" = 1'-0"

GENERAL NOTES

A. CONTRACTOR SHALL NOTIFY ARCHITECT IN WRITING OF DISCREPANCIES BETWEEN EXISTING CONDITIONS AND DRAWINGS BEFORE PROCEEDING WITH SELECTIVE DEMOLITION.

B. CONTRACTOR TO PROVIDE ANY TEMPORARY SHORING OF CEILING, FLOOR, ROOF, FOUNDATION, AND/OR WALL STRUCTURES UNTIL PERMANENT SUPPORT IS INSTALLED.

C. DEMOLITION WORK OF THIS CONTRACT INCLUDES ALL INCIDENTAL REMOVAL AND/OR MODIFICATION OF MINOR FEATURES NOT SPECIFICALLY INDICATED IN THE DRAWINGS BUT REQUIRED IN ORDER TO EXECUTE THE WORK.

D. HAZARDOUS MATERIAL ABATEMENT IS TO BE COMPLETED BY OWNER. HAZARDOUS MATERIAL INVENTORY REPORT IS AVAILABLE FOR REFERENCE FROM THE OWNER. CONTRACTOR SHALL NOTIFY THE OWNER IMMEDIATELY IF SUSPECTED HAZARDOUS MATERIALS ARE ENCOUNTERED AND HAZARDOUS MATERIALS SHALL BE ABATED BY OTHERS BEFORE PROCEEDING WITH SELECTIVE DEMOLITION.

E. CONTRACTOR TO PATCH ANY HOLES RESULTING FROM DEMOLITION WORK AND PATCH TO MATCH SURROUNDING FINISH MATERIAL.

F. CONTRACTOR TO NOTIFY THE ARCHITECT OF ANY HISTORICALLY SIGNIFICANT FEATURES UNCOVERED BEFORE DEMOLISHING THEM.

G. ALL HISTORIC ITEMS CALLED OUT TO BE SALVAGED NEED TO BE REMOVED CAREFULLY AND STORED FOR REINSTALLATION.

H. FIRE EXTINGUISHERS ON WALL TO BE REMOVED ARE TO BE RETURNED TO OWNER, DISPOSE CABINETS.

DEMOLITION LEGEND

DEMOLITION

EXISTING TO REMAIN

REMOVE EXISTING GYPSUM CEILING. DISPOSE. SEE 1.ED101 SHEETS FOR ELECTRICAL EQUIPMENT AND 1.MD100 SHEETS FOR MECHANICAL EQUIPMENT REMOVAL.

REMOVE EXISTING LAY-IN CEILING. DISPOSE. SEE 1.ED110 SHEETS FOR ELECTRICAL EQUIPMENT AND 1.MD100 SHEETS FOR MECHANICAL EQUIPMENT REMOVAL

EXISTING GYPSUM CEILING TO REMAIN

EXISTING ACT CEILING TO REMAIN

KEY MAP

A | B | C

CRSA

ARCHITECTURE · PLANNING · INTERIORS

175 S MAIN STREET, STE 300 · SLC, UTAH 84111

801-355-5915 www.crsa-us.com

ARCHITECT
CRSA
175 S. MAIN ST., STE. 300
SALT LAKE CITY, UT 84111
C/O ZACH HESLOP
zheslop@crsa-us.com
(801)746-4974

STRUCTURAL ENGINEER
REAVELEY ENGINEERS + ASSOC.
675 EAST 500 SOUTH, SUITE 400
SALT LAKE CITY, UT 84102
C/O JEROD JOHNSON
jjohnson@reaveley.com
(801) 486-3883

MECHANICAL ENGINEER
COLVIN ENGINEERING ASSOC.
505 E. SOUTH TEMPLE
SALT LAKE CITY, UT 84102
C/O ALLEN EVANS
aevans@cea-ut.com
(801) 322-2400

ELECTRICAL ENGINEER
SPECTRUM ENGINEERING
324 STATE ST. STE. 400
SALT LAKE CITY, UT 84102
C/O MICHAEL FACKRELL
michael.fackrell@speceng.com
(801) 328-5151

CM/GC
GRAMOLL CONSTRUCTION
155 S 750 W
NORTH SALT LAKE, UT 84054
C/O JIM GRAMOLL
jim.gramoll@gramoll.com
(801) 295-2341

RIO GRANDE DEPOT SEISMIC UPGRADE

300 SOUTH RIO GRANDE STREET
SALT LAKE CITY, UT 84101

DFCM PROJECT #20229080

STAMP

STATE OF UTAH ZACHARY M. HESLOP 11965299-0301 LICENSED ARCHITECT

10/03/2022

ISSUE TYPE:	DATE:
BP-01 DD	October 3, 2022
PROJECT NUMBER:	21-031
DRAWN BY:	Author
CHECKED BY:	Checker

PHASE 1 MAIN LEVEL DEMOLITION RCP

1.AD111

2022.21.01 Rio Grande Depot Seismic Upgrade/1.CD 1% Issue Check Sheets Upgrade_Architecture.rvt

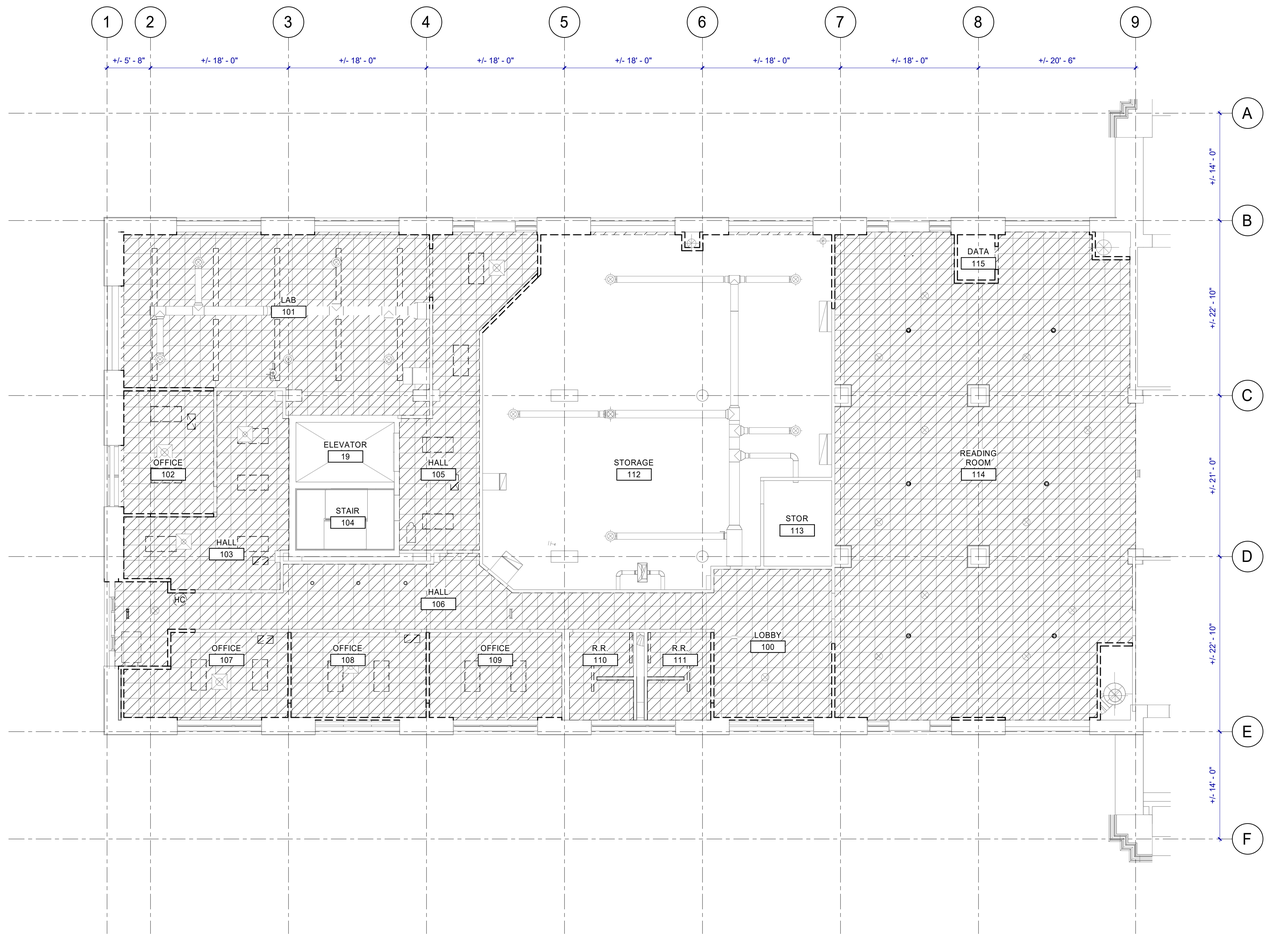

PHASE 1 MAIN LEVEL DEMOLITION RCP AREA A

N A1 1.AD111A

1/8" = 1'-0"

0' 2' 4' 8' 16' 32'

GENERAL NOTES

A. CONTRACTOR SHALL NOTIFY ARCHITECT IN WRITING OF DISCREPANCIES BETWEEN EXISTING CONDITIONS AND DRAWINGS BEFORE PROCEEDING WITH SELECTIVE DEMOLITION.

B. CONTRACTOR TO PROVIDE ANY TEMPORARY SHORING OF CEILING, FLOOR, ROOF, FOUNDATION, AND/OR WALL STRUCTURES UNTIL PERMANENT SUPPORT IS INSTALLED.

C. DEMOLITION WORK OF THIS CONTRACT INCLUDES ALL INCIDENTAL REMOVAL AND/OR MODIFICATION OF MINOR FEATURES NOT SPECIFICALLY INDICATED IN THE DRAWINGS BUT REQUIRED IN ORDER TO EXECUTE THE WORK.

D. HAZARDOUS MATERIAL ABATEMENT IS TO BE COMPLETED BY OWNER. HAZARDOUS MATERIAL INVENTORY REPORT IS AVAILABLE FOR REFERENCE FROM THE OWNER. CONTRACTOR SHALL NOTIFY THE OWNER IMMEDIATELY IF SUSPECTED HAZARDOUS MATERIALS ARE ENCOUNTERED AND HAZARDOUS MATERIALS SHALL BE ABATED BY OTHERS BEFORE PROCEEDING WITH SELECTIVE DEMOLITION.

E. CONTRACTOR TO PATCH ANY HOLES RESULTING FROM DEMOLITION WORK AND PATCH TO MATCH SURROUNDING FINISH MATERIAL.

F. CONTRACTOR TO NOTIFY THE ARCHITECT OF ANY HISTORICALLY SIGNIFICANT FEATURES UNCOVERED BEFORE DEMOLISHING THEM.

G. ALL HISTORIC ITEMS CALLED OUT TO BE SALVAGED NEED TO BE REMOVED CAREFULLY AND STORED FOR REINSTALLATION.

H. FIRE EXTINGUISHERS ON WALL TO BE REMOVED ARE TO BE RETURNED TO OWNER, DISPOSE CABINETS.

KEYNOTES

DEMOLITION LEGEND

DEMOLITION

EXISTING TO REMAIN

REMOVE EXISTING GYPSUM CEILING. DISPOSE. SEE 1.ED101 SHEETS FOR ELECTRICAL EQUIPMENT AND 1.MD100 SHEETS FOR MECHANICAL EQUIPMENT REMOVAL.

REMOVE EXISTING LAY-IN CEILING. DISPOSE. SEE 1.ED110 SHEETS FOR ELECTRICAL EQUIPMENT AND 1.MD100 SHEETS FOR MECHANICAL EQUIPMENT REMOVAL

EXISTING GYPSUM CEILING TO REMAIN

EXISTING ACT CEILING TO REMAIN

KEY MAP

A B C

CRSA

ARCHITECTURE · PLANNING · INTERIORS

175 S MAIN STREET, STE 300 · SLC, UTAH 84111

801-355-5915 www.crsa-us.com

ARCHITECT
CRSA
175 S. MAIN ST., STE. 300
SALT LAKE CITY, UT 84111
C/O ZACH HESLOP
zheslop@crsa-us.com
(801)746-4974

STRUCTURAL ENGINEER
REAVELEY ENGINEERS + ASSOC.
675 EAST 500 SOUTH, SUITE 400
SALT LAKE CITY, UT 84102
C/O JEROD JOHNSON
jjohnson@reaveley.com
(801) 486-3883

MECHANICAL ENGINEER
COLVIN ENGINEERING ASSOC.
505 E. SOUTH TEMPLE
SALT LAKE CITY, UT 84102
C/O ALLEN EVANS
aevans@cea-ut.com
(801) 322-2400

ELECTRICAL ENGINEER
SPECTRUM ENGINEERING
324 STATE ST. STE. 400
SALT LAKE CITY, UT 84102
C/O MICHAEL FACKRELL
michael.fackrell@speceng.com
(801) 328-5151

CM/GC
GRAMOLL CONSTRUCTION
155 S 750 W
NORTH SALT LAKE, UT 84054
C/O JIM GRAMOLL
jim.gramoll@gramoll.com
(801) 295-2341

RIO GRANDE DEPOT SEISMIC UPGRADE

300 SOUTH RIO GRANDE STREET
SALT LAKE CITY, UT 84101

DFCM PROJECT #20229080

STAMP

STATE OF UTAH
ZACHARY M. HESLOP
11965299-0301
LICENSED ARCHITECT

10/03/2022

ISSUE TYPE:	DATE:
BP-01 DD	October 3, 2022

PROJECT NUMBER:	21-031
DRAWN BY:	Author
CHECKED BY:	Checker

PHASE 1 MAIN LEVEL DEMOLITION RCP AREA A

1.AD111A

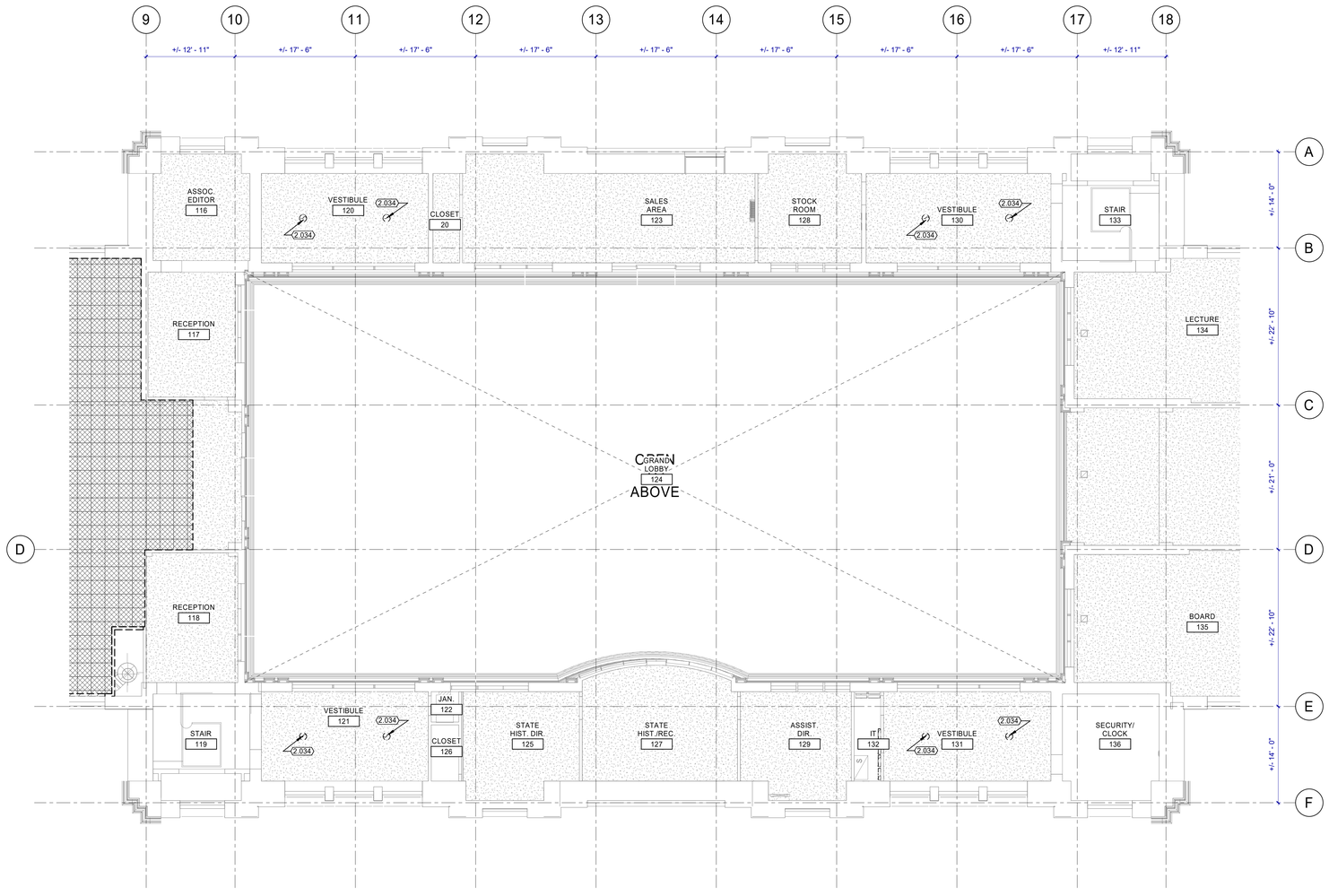

PHASE 1 MAIN LEVEL DEMOLITION RCP AREA B

N A1 1.AD111B

1/8" = 1'-0"

0' 2' 4' 8' 16' 32'

GENERAL NOTES

A. CONTRACTOR SHALL NOTIFY ARCHITECT IN WRITING OF DISCREPANCIES BETWEEN EXISTING CONDITIONS AND DRAWINGS BEFORE PROCEEDING WITH SELECTIVE DEMOLITION.

B. CONTRACTOR TO PROVIDE ANY TEMPORARY SHORING OF CEILING, FLOOR, ROOF, FOUNDATION, AND/OR WALL STRUCTURES UNTIL PERMANENT SUPPORT IS INSTALLED.

C. DEMOLITION WORK OF THIS CONTRACT INCLUDES ALL INCIDENTAL REMOVAL AND/OR MODIFICATION OF MINOR FEATURES NOT SPECIFICALLY INDICATED IN THE DRAWINGS BUT REQUIRED IN ORDER TO EXECUTE THE WORK.

D. HAZARDOUS MATERIAL ABATEMENT IS TO BE COMPLETED BY OWNER. HAZARDOUS MATERIAL INVENTORY REPORT IS AVAILABLE FOR REFERENCE FROM THE OWNER. CONTRACTOR SHALL NOTIFY THE OWNER IMMEDIATELY IF SUSPECTED HAZARDOUS MATERIALS ARE ENCOUNTERED AND HAZARDOUS MATERIALS SHALL BE ABATED BY OTHERS BEFORE PROCEEDING WITH SELECTIVE DEMOLITION.

E. CONTRACTOR TO PATCH ANY HOLES RESULTING FROM DEMOLITION WORK AND PATCH TO MATCH SURROUNDING FINISH MATERIAL.

F. CONTRACTOR TO NOTIFY THE ARCHITECT OF ANY HISTORICALLY SIGNIFICANT FEATURES UNCOVERED BEFORE DEMOLISHING THEM.

G. ALL HISTORIC ITEMS CALLED OUT TO BE SALVAGED NEED TO BE REMOVED CAREFULLY AND STORED FOR REINSTALLATION.

H. FIRE EXTINGUISHERS ON WALL TO BE REMOVED ARE TO BE RETURNED TO OWNER, DISPOSE CABINETS.

KEYNOTES

2.034	DISMANTLE HISTORIC LIGHT FIXTURES AND SALVAGE FOR REINSTALLATION.

DEMOLITION LEGEND

DEMOLITION

EXISTING TO REMAIN

REMOVE EXISTING GYPSUM CEILING. DISPOSE. SEE 1.ED101 SHEETS FOR ELECTRICAL EQUIPMENT AND 1.MD100 SHEETS FOR MECHANICAL EQUIPMENT REMOVAL.

REMOVE EXISTING LAY-IN CEILING. DISPOSE. SEE 1.ED110 SHEETS FOR ELECTRICAL EQUIPMENT AND 1.MD100 SHEETS FOR MECHANICAL EQUIPMENT REMOVAL

EXISTING GYPSUM CEILING TO REMAIN

EXISTING ACT CEILING TO REMAIN

KEY MAP

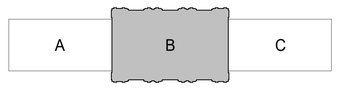

CRSA

ARCHITECTURE · PLANNING · INTERIORS

175 S MAIN STREET, STE 300 · SLC, UTAH 84111

801-355-5915 www.crsa-us.com

ARCHITECT
CRSA
175 S. MAIN ST., STE. 300
SALT LAKE CITY, UT 84111
C/O ZACH HESLOP
zheslop@crsa-us.com
(801)746-4974

STRUCTURAL ENGINEER
REAVELEY ENGINEERS + ASSOC.
675 EAST 500 SOUTH, SUITE 400
SALT LAKE CITY, UT 84102
C/O JEROD JOHNSON
jjohnson@reaveley.com
(801) 486-3883

MECHANICAL ENGINEER
COLVIN ENGINEERING ASSOC.
505 E. SOUTH TEMPLE
SALT LAKE CITY, UT 84102
C/O ALLEN EVANS
aevans@cea-ut.com
(801) 322-2400

ELECTRICAL ENGINEER
SPECTRUM ENGINEERING
324 STATE ST. STE. 400
SALT LAKE CITY, UT 84102
C/O MICHAEL FACKRELL
michael.fackrell@speceng.com
(801) 328-5151

CM/GC
GRAMOLL CONSTRUCTION
155 S 750 W
NORTH SALT LAKE, UT 84054
C/O JIM GRAMOLL
jim.gramoll@gramoll.com
(801) 295-2341

RIO GRANDE DEPOT SEISMIC UPGRADE

300 SOUTH RIO GRANDE STREET
SALT LAKE CITY, UT 84101

DFCM PROJECT #20229080

STAMP

STATE OF UTAH — ZACHARY M. HESLOP — 11965299-0301 — LICENSED ARCHITECT

10/03/2022

ISSUE TYPE:	DATE:
BP-01 DD	October 3, 2022

PROJECT NUMBER:	21-031
DRAWN BY:	Author
CHECKED BY:	Checker

PHASE 1 MAIN LEVEL DEMOLITION RCP AREA B

1.AD111B

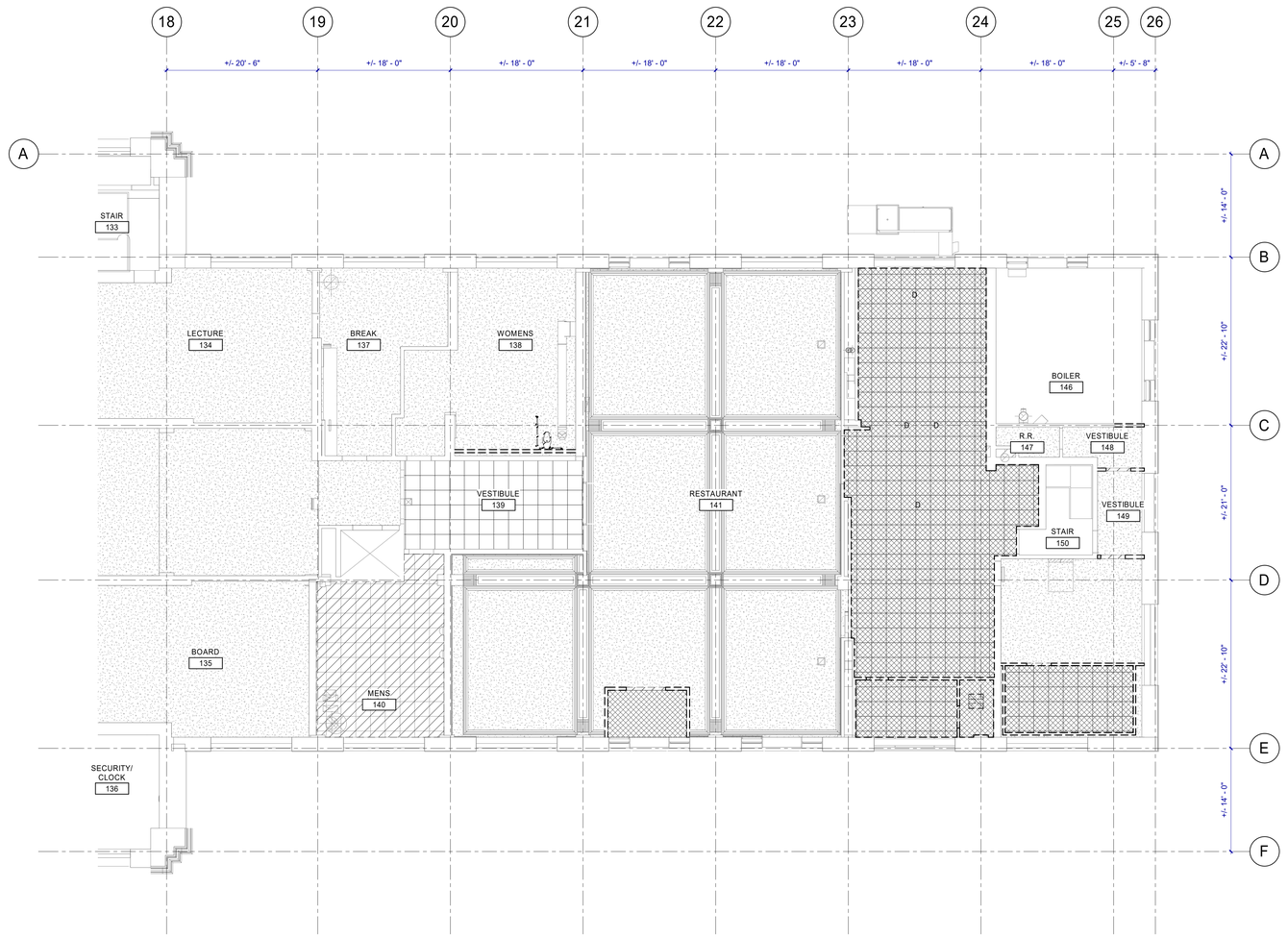

PHASE 1 MAIN LEVEL DEMOLITION RCP AREA C

N A1 1.AD111C

1/8" = 1'-0"

0' 2' 4' 8' 16' 32'

GENERAL NOTES

A. CONTRACTOR SHALL NOTIFY ARCHITECT IN WRITING OF DISCREPANCIES BETWEEN EXISTING CONDITIONS AND DRAWINGS BEFORE PROCEEDING WITH SELECTIVE DEMOLITION.

B. CONTRACTOR TO PROVIDE ANY TEMPORARY SHORING OF CEILING, FLOOR, ROOF, FOUNDATION, AND/OR WALL STRUCTURES UNTIL PERMANENT SUPPORT IS INSTALLED.

C. DEMOLITION WORK OF THIS CONTRACT INCLUDES ALL INCIDENTAL REMOVAL AND/OR MODIFICATION OF MINOR FEATURES NOT SPECIFICALLY INDICATED IN THE DRAWINGS BUT REQUIRED IN ORDER TO EXECUTE THE WORK.

D. HAZARDOUS MATERIAL ABATEMENT IS TO BE COMPLETED BY OWNER. HAZARDOUS MATERIAL INVENTORY REPORT IS AVAILABLE FOR REFERENCE FROM THE OWNER. CONTRACTOR SHALL NOTIFY THE OWNER IMMEDIATELY IF SUSPECTED HAZARDOUS MATERIALS ARE ENCOUNTERED AND HAZARDOUS MATERIALS SHALL BE ABATED BY OTHERS BEFORE PROCEEDING WITH SELECTIVE DEMOLITION.

E. CONTRACTOR TO PATCH ANY HOLES RESULTING FROM DEMOLITION WORK AND PATCH TO MATCH SURROUNDING FINISH MATERIAL.

F. CONTRACTOR TO NOTIFY THE ARCHITECT OF ANY HISTORICALLY SIGNIFICANT FEATURES UNCOVERED BEFORE DEMOLISHING THEM.

G. ALL HISTORIC ITEMS CALLED OUT TO BE SALVAGED NEED TO BE REMOVED CAREFULLY AND STORED FOR REINSTALLATION.

H. FIRE EXTINGUISHERS ON WALL TO BE REMOVED ARE TO BE RETURNED TO OWNER, DISPOSE CABINETS.

KEYNOTES

DEMOLITION LEGEND

DEMOLITION

EXISTING TO REMAIN

REMOVE EXISTING GYPSUM CEILING. DISPOSE. SEE 1.ED101 SHEETS FOR ELECTRICAL EQUIPMENT AND 1.MD100 SHEETS FOR MECHANICAL EQUIPMENT REMOVAL.

REMOVE EXISTING LAY-IN CEILING. DISPOSE. SEE 1.ED110 SHEETS FOR ELECTRICAL EQUIPMENT AND 1.MD100 SHEETS FOR MECHANICAL EQUIPMENT REMOVAL

EXISTING GYPSUM CEILING TO REMAIN

EXISTING ACT CEILING TO REMAIN

KEY MAP

A | B | C

CRSA
ARCHITECTURE · PLANNING · INTERIORS
175 S MAIN STREET, STE 300 · SLC, UTAH 84111
801-355-5915 www.crsa-us.com

ARCHITECT
CRSA
175 S. MAIN ST., STE. 300
SALT LAKE CITY, UT 84111
C/O ZACH HESLOP
zheslop@crsa-us.com
(801)746-4974

STRUCTURAL ENGINEER
REAVELEY ENGINEERS + ASSOC.
615 EAST 500 SOUTH, SUITE 400
SALT LAKE CITY, UT 84102
C/O JEROD JOHNSON
jjohnson@reaveley.com
(801) 486-3883

MECHANICAL ENGINEER
COLVIN ENGINEERING ASSOC.
505 E. SOUTH TEMPLE
SALT LAKE CITY, UT 84102
C/O ALLEN EVANS
aevans@cea-ut.com
(801) 322-2400

ELECTRICAL ENGINEER
SPECTRUM ENGINEERING
324 STATE ST. STE. 400
SALT LAKE CITY, UT 84102
C/O MICHAEL FACKRELL
michael.fackrell@speceng.com
(801) 328-5151

CM/GC
GRAMOLL CONSTRUCTION
155 S 750 W
NORTH SALT LAKE, UT 84054
C/O JIM GRAMOLL
jim.gramoll@gramoll.com
(801) 295-2341

RIO GRANDE DEPOT SEISMIC UPGRADE

300 SOUTH RIO GRANDE STREET
SALT LAKE CITY, UT 84101

DFCM PROJECT #20229080

STAMP

STATE OF UTAH
ZACHARY M. HESLOP
11965299-0301
LICENSED ARCHITECT

10/03/2022

ISSUE TYPE:	DATE:
BP-01 DD	October 3, 2022

PROJECT NUMBER:	21-031
DRAWN BY:	Author
CHECKED BY:	Checker

PHASE 1 MAIN LEVEL DEMOLITION RCP AREA C

1.AD111C

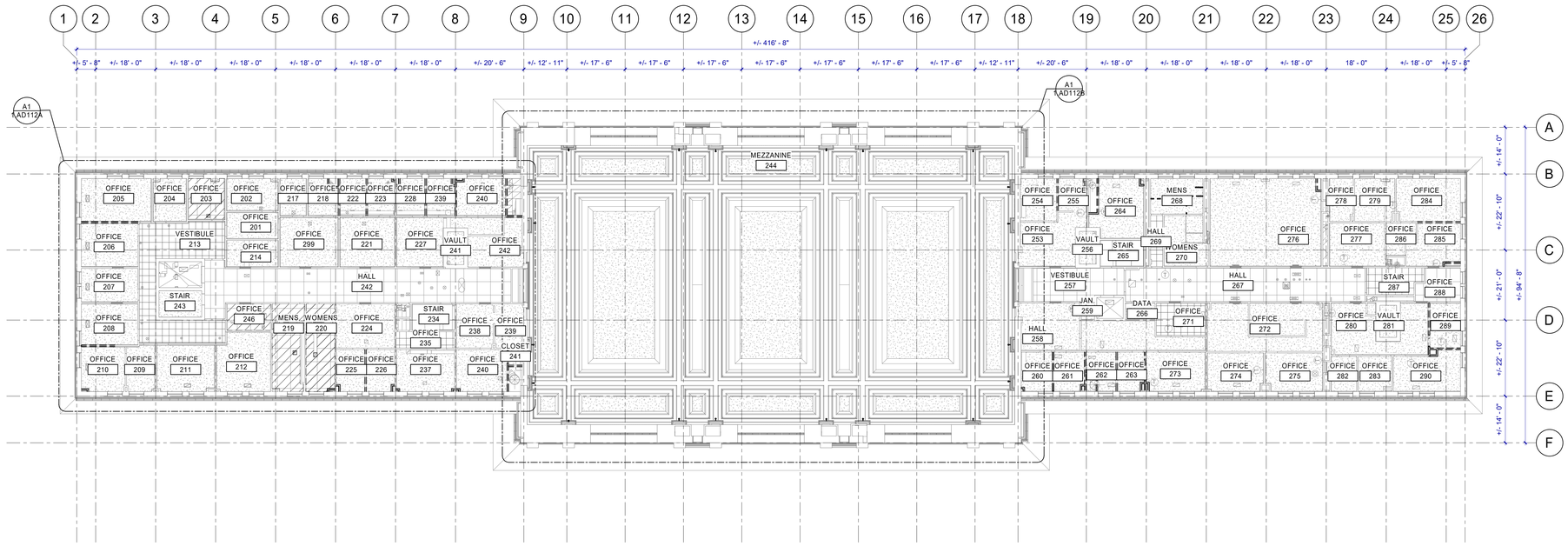

N A1 1.AD112 PHASE 1 UPPER LEVEL DEMOLITION RCP
1/16" = 1'-0"

GENERAL NOTES

A. CONTRACTOR SHALL NOTIFY ARCHITECT IN WRITING OF DISCREPANCIES BETWEEN EXISTING CONDITIONS AND DRAWINGS BEFORE PROCEEDING WITH SELECTIVE DEMOLITION.

B. CONTRACTOR TO PROVIDE ANY TEMPORARY SHORING OF CEILING, FLOOR, ROOF, FOUNDATION, AND/OR WALL STRUCTURES UNTIL PERMANENT SUPPORT IS INSTALLED.

C. DEMOLITION WORK OF THIS CONTRACT INCLUDES ALL INCIDENTAL REMOVAL AND/OR MODIFICATION OF MINOR FEATURES NOT SPECIFICALLY INDICATED IN THE DRAWINGS BUT REQUIRED IN ORDER TO EXECUTE THE WORK.

D. HAZARDOUS MATERIAL ABATEMENT IS TO BE COMPLETED BY OWNER. HAZARDOUS MATERIAL INVENTORY REPORT IS AVAILABLE FOR REFERENCE FROM THE OWNER. CONTRACTOR SHALL NOTIFY THE OWNER IMMEDIATELY IF SUSPECTED HAZARDOUS MATERIALS ARE ENCOUNTERED AND HAZARDOUS MATERIALS SHALL BE ABATED BY OTHERS BEFORE PROCEEDING WITH SELECTIVE DEMOLITION.

E. CONTRACTOR TO PATCH ANY HOLES RESULTING FROM DEMOLITION WORK AND PATCH TO MATCH SURROUNDING FINISH MATERIAL.

F. CONTRACTOR TO NOTIFY THE ARCHITECT OF ANY HISTORICALLY SIGNIFICANT FEATURES UNCOVERED BEFORE DEMOLISHING THEM.

G. ALL HISTORIC ITEMS CALLED OUT TO BE SALVAGED NEED TO BE REMOVED CAREFULLY AND STORED FOR REINSTALLATION.

H. FIRE EXTINGUISHERS ON WALL TO BE REMOVED ARE TO BE RETURNED TO OWNER, DISPOSE CABINETS.

DEMOLITION LEGEND

DEMOLITION

EXISTING TO REMAIN

REMOVE EXISTING GYPSUM CEILING. DISPOSE. SEE 1.ED101 SHEETS FOR ELECTRICAL EQUIPMENT AND 1.MD100 SHEETS FOR MECHANICAL EQUIPMENT REMOVAL.

REMOVE EXISTING LAY-IN CEILING. DISPOSE. SEE 1.ED110 SHEETS FOR ELECTRICAL EQUIPMENT AND 1.MD100 SHEETS FOR MECHANICAL EQUIPMENT REMOVAL

EXISTING GYPSUM CEILING TO REMAIN

EXISTING ACT CEILING TO REMAIN

KEY MAP

A | B | C

CRSA

ARCHITECTURE · PLANNING · INTERIORS

175 S MAIN STREET, STE 300 · SLC, UTAH 84111
801-355-5915 www.crsa-us.com

ARCHITECT
CRSA
175 S. MAIN ST., STE. 300
SALT LAKE CITY, UT 84111
C/O ZACH HESLOP
zheslop@crsa-us.com
(801)746-4974

STRUCTURAL ENGINEER
REAVELEY ENGINEERS + ASSOC.
675 EAST 500 SOUTH, SUITE 400
SALT LAKE CITY, UT 84102
C/O JEROD JOHNSON
jjohnson@reaveley.com
(801) 486-3883

MECHANICAL ENGINEER
COLVIN ENGINEERING ASSOC.
505 E. SOUTH TEMPLE
SALT LAKE CITY, UT 84102
C/O ALLEN EVANS
aevans@cea-ut.com
(801) 322-2400

ELECTRICAL ENGINEER
SPECTRUM ENGINEERING
324 STATE ST. STE. 400
SALT LAKE CITY, UT 84102
C/O MICHAEL FACKRELL
michael.fackrell@speceng.com
(801) 328-5151

CM/GC
GRAMOLL CONSTRUCTION
155 S 750 W
NORTH SALT LAKE, UT 84054
C/O JIM GRAMOLL
jim.gramoll@gramoll.com
(801) 295-2341

RIO GRANDE DEPOT SEISMIC UPGRADE

300 SOUTH RIO GRANDE STREET
SALT LAKE CITY, UT 84101

DFCM PROJECT #20229080

STAMP

STATE OF UTAH — ZACHARY M. HESLOP — 11965299-0301 — LICENSED ARCHITECT

10/03/2022

ISSUE TYPE:	DATE:
BP-01 DD	October 3, 2022

PROJECT NUMBER:	21-031
DRAWN BY:	Author
CHECKED BY:	Checker

PHASE 1 UPPER LEVEL DEMOLITION RCP

1.AD112

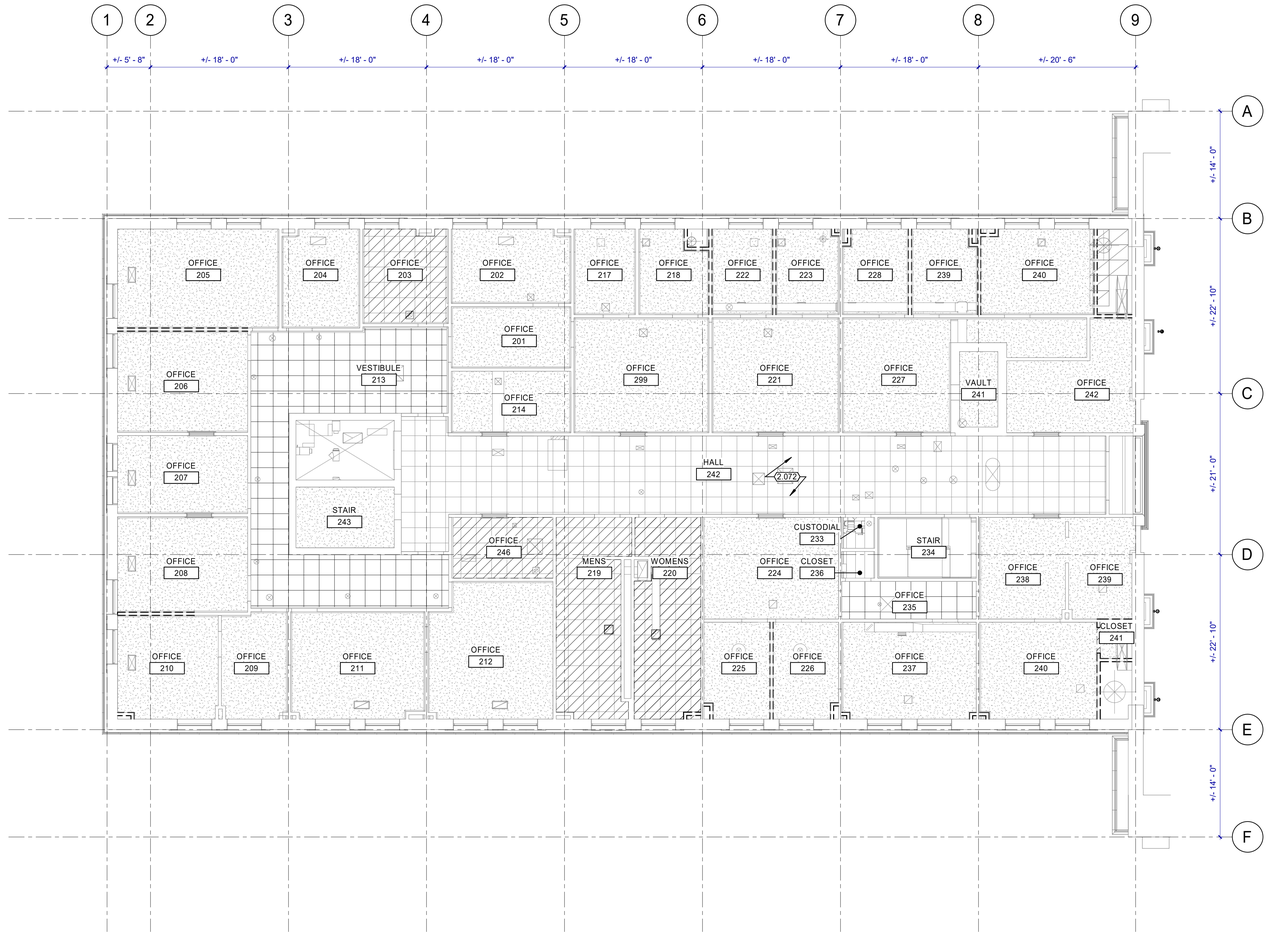

PHASE 1 UPPER LEVEL DEMOLITION RCP
AREA A

N A1 1.AD112A

1/8" = 1'-0"

0' 2' 4' 8' 16' 32'

GENERAL NOTES

A. CONTRACTOR SHALL NOTIFY ARCHITECT IN WRITING OF DISCREPANCIES BETWEEN EXISTING CONDITIONS AND DRAWINGS BEFORE PROCEEDING WITH SELECTIVE DEMOLITION.

B. CONTRACTOR TO PROVIDE ANY TEMPORARY SHORING OF CEILING, FLOOR, ROOF, FOUNDATION, AND/OR WALL STRUCTURES UNTIL PERMANENT SUPPORT IS INSTALLED.

C. DEMOLITION WORK OF THIS CONTRACT INCLUDES ALL INCIDENTAL REMOVAL AND/OR MODIFICATION OF MINOR FEATURES NOT SPECIFICALLY INDICATED IN THE DRAWINGS BUT REQUIRED IN ORDER TO EXECUTE THE WORK.

D. HAZARDOUS MATERIAL ABATEMENT IS TO BE COMPLETED BY OWNER. HAZARDOUS MATERIAL INVENTORY REPORT IS AVAILABLE FOR REFERENCE FROM THE OWNER. CONTRACTOR SHALL NOTIFY THE OWNER IMMEDIATELY IF SUSPECTED HAZARDOUS MATERIALS ARE ENCOUNTERED AND HAZARDOUS MATERIALS SHALL BE ABATED BY OTHERS BEFORE PROCEEDING WITH SELECTIVE DEMOLITION.

E. CONTRACTOR TO PATCH ANY HOLES RESULTING FROM DEMOLITION WORK AND PATCH TO MATCH SURROUNDING FINISH MATERIAL.

F. CONTRACTOR TO NOTIFY THE ARCHITECT OF ANY HISTORICALLY SIGNIFICANT FEATURES UNCOVERED BEFORE DEMOLISHING THEM.

G. ALL HISTORIC ITEMS CALLED OUT TO BE SALVAGED NEED TO BE REMOVED CAREFULLY AND STORED FOR REINSTALLATION.

H. FIRE EXTINGUISHERS ON WALL TO BE REMOVED ARE TO BE RETURNED TO OWNER, DISPOSE CABINETS.

DEMOLITION LEGEND

DEMOLITION

EXISTING TO REMAIN

REMOVE EXISTING GYPSUM CEILING. DISPOSE. SEE 1.ED101 SHEETS FOR ELECTRICAL EQUIPMENT AND 1.MD100 SHEETS FOR MECHANICAL EQUIPMENT REMOVAL.

REMOVE EXISTING LAY-IN CEILING. DISPOSE. SEE 1.ED110 SHEETS FOR ELECTRICAL EQUIPMENT AND 1.MD100 SHEETS FOR MECHANICAL EQUIPMENT REMOVAL

EXISTING GYPSUM CEILING TO REMAIN

EXISTING ACT CEILING TO REMAIN

KEY MAP

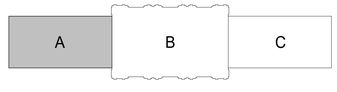

CRSA

ARCHITECTURE · PLANNING · INTERIORS

175 S MAIN STREET, STE 300 · SLC, UTAH 84111
801-355-5915 www.crsa-us.com

ARCHITECT
CRSA
175 S. MAIN ST., STE. 300
SALT LAKE CITY, UT 84111
C/O ZACH HESLOP
zheslop@crsa-us.com
(801)746-4974

STRUCTURAL ENGINEER
REAVELEY ENGINEERS + ASSOC.
675 EAST 500 SOUTH, SUITE 400
SALT LAKE CITY, UT 84102
C/O JEROD JOHNSON
jjohnson@reaveley.com
(801) 486-3883

MECHANICAL ENGINEER
COLVIN ENGINEERING ASSOC.
505 E. SOUTH TEMPLE
SALT LAKE CITY, UT 84102
C/O ALLEN EVANS
aevans@cea-ut.com
(801) 322-2400

ELECTRICAL ENGINEER
SPECTRUM ENGINEERING
324 STATE ST. STE. 400
SALT LAKE CITY, UT 84102
C/O MICHAEL FACKRELL
michael.fackrell@speceng.com
(801) 328-5151

CM/GC
GRAMOLL CONSTRUCTION
155 S 750 W
NORTH SALT LAKE, UT 84054
C/O JIM GRAMOLL
jim.gramoll@gramoll.com
(801) 295-2341

RIO GRANDE DEPOT SEISMIC UPGRADE

300 SOUTH RIO GRANDE STREET
SALT LAKE CITY, UT 84101

DFCM PROJECT #20229080

STAMP

STATE OF UTAH
ZACHARY M. HESLOP
11965299-0301
LICENSED ARCHITECT

10/03/2022

ISSUE TYPE:	DATE:
BP-01 DD	October 3, 2022
PROJECT NUMBER:	21-031
DRAWN BY:	Author
CHECKED BY:	Checker

PHASE 1 UPPER LEVEL DEMOLITION RCP AREA A

1.AD112A

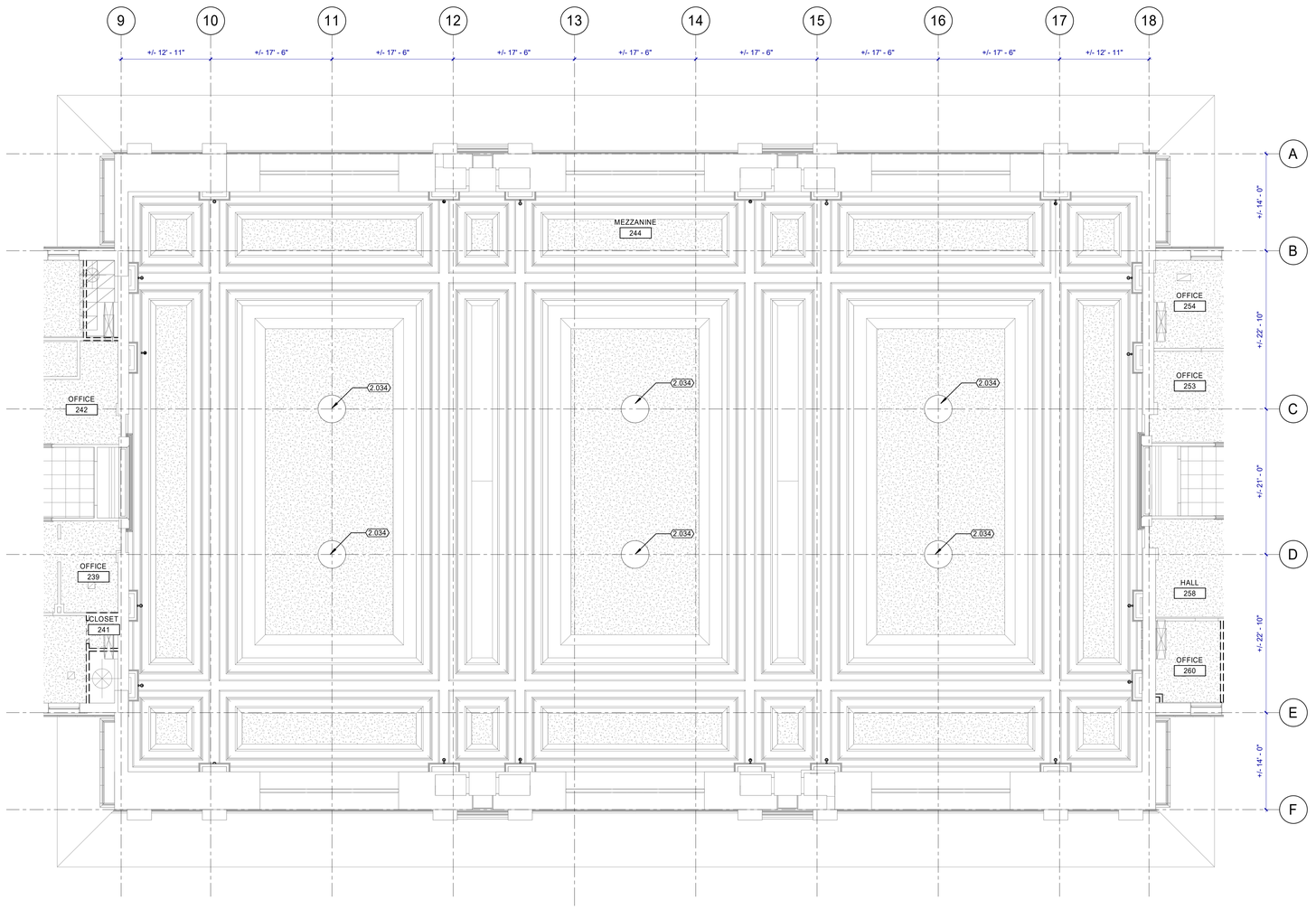

PHASE 1 UPPER LEVEL DEMOLITION RCP
AREA B

N A1 1.AD112B

1/8" = 1'-0"

0 2 4 8 16 32

GENERAL NOTES

A. CONTRACTOR SHALL NOTIFY ARCHITECT IN WRITING OF DISCREPANCIES BETWEEN EXISTING CONDITIONS AND DRAWINGS BEFORE PROCEEDING WITH SELECTIVE DEMOLITION.

B. CONTRACTOR TO PROVIDE ANY TEMPORARY SHORING OF CEILING, FLOOR, ROOF, FOUNDATION, AND/OR WALL STRUCTURES UNTIL PERMANENT SUPPORT IS INSTALLED.

C. DEMOLITION WORK OF THIS CONTRACT INCLUDES ALL INCIDENTAL REMOVAL AND/OR MODIFICATION OF MINOR FEATURES NOT SPECIFICALLY INDICATED IN THE DRAWINGS BUT REQUIRED IN ORDER TO EXECUTE THE WORK.

D. HAZARDOUS MATERIAL ABATEMENT IS TO BE COMPLETED BY OWNER. HAZARDOUS MATERIAL INVENTORY REPORT IS AVAILABLE FOR REFERENCE FROM THE OWNER. CONTRACTOR SHALL NOTIFY THE OWNER IMMEDIATELY IF SUSPECTED HAZARDOUS MATERIALS ARE ENCOUNTERED AND HAZARDOUS MATERIALS SHALL BE ABATED BY OTHERS BEFORE PROCEEDING WITH SELECTIVE DEMOLITION.

E. CONTRACTOR TO PATCH ANY HOLES RESULTING FROM DEMOLITION WORK AND PATCH TO MATCH SURROUNDING FINISH MATERIAL.

F. CONTRACTOR TO NOTIFY THE ARCHITECT OF ANY HISTORICALLY SIGNIFICANT FEATURES UNCOVERED BEFORE DEMOLISHING THEM.

G. ALL HISTORIC ITEMS CALLED OUT TO BE SALVAGED NEED TO BE REMOVED CAREFULLY AND STORED FOR REINSTALLATION.

H. FIRE EXTINGUISHERS ON WALL TO BE REMOVED ARE TO BE RETURNED TO OWNER, DISPOSE CABINETS.

KEYNOTES

2.034	DISMANTLE HISTORIC LIGHT FIXTURES AND SALVAGE FOR REINSTALLATION.

DEMOLITION LEGEND

DEMOLITION

EXISTING TO REMAIN

REMOVE EXISTING GYPSUM CEILING. DISPOSE. SEE 1.ED101 SHEETS FOR ELECTRICAL EQUIPMENT AND 1.MD100 SHEETS FOR MECHANICAL EQUIPMENT REMOVAL.

REMOVE EXISTING LAY-IN CEILING. DISPOSE. SEE 1.ED11O SHEETS FOR ELECTRICAL EQUIPMENT AND 1.MD100 SHEETS FOR MECHANICAL EQUIPMENT REMOVAL

EXISTING GYPSUM CEILING TO REMAIN

EXISTING ACT CEILING TO REMAIN

KEY MAP

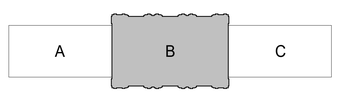

CRSA

ARCHITECTURE · PLANNING · INTERIORS

175 S MAIN STREET, STE 300 · SLC, UTAH 84111
801-355-5915 www.crsa-us.com

ARCHITECT
CRSA
175 S. MAIN ST., STE. 300
SALT LAKE CITY, UT 84111
C/O ZACH HESLOP
zheslop@crsa-us.com
(801)746-4974

STRUCTURAL ENGINEER
REAVELEY ENGINEERS + ASSOC.
675 EAST 500 SOUTH, SUITE 400
SALT LAKE CITY, UT 84102
C/O JEROD JOHNSON
jjohnson@reaveley.com
(801) 486-3883

MECHANICAL ENGINEER
COLVIN ENGINEERING ASSOC.
505 E. SOUTH TEMPLE
SALT LAKE CITY, UT 84102
C/O ALLEN EVANS
aevans@cea-ut.com
(801) 322-2400

ELECTRICAL ENGINEER
SPECTRUM ENGINEERING
324 STATE ST. STE. 400
SALT LAKE CITY, UT 84102
C/O MICHAEL FACKRELL
michael.fackrell@speceng.com
(801) 328-5151

CM/GC
GRAMOLL CONSTRUCTION
155 S 750 W
NORTH SALT LAKE, UT 84054
C/O JIM GRAMOLL
jim.gramoll@gramoll.com
(801) 295-2341

RIO GRANDE DEPOT SEISMIC UPGRADE

300 SOUTH RIO GRANDE STREET
SALT LAKE CITY, UT 84101

DFCM PROJECT #20229080

STAMP

STATE OF UTAH
ZACHARY M. HESLOP
11965299-0301
LICENSED ARCHITECT

10/03/2022

ISSUE TYPE:	DATE:
BP-01 DD	October 3, 2022
PROJECT NUMBER:	21-031
DRAWN BY:	Author
CHECKED BY:	Checker

PHASE 1 UPPER LEVEL DEMOLITION RCP AREA B

1.AD112B

Plotted: 10/3/2022 11:47:17 AM
By: Author
File: C:\Users\Author\Documents\Upgrade21-031 RG Autodesk Depot Docume Upgrade_Architecture_Author.rvt

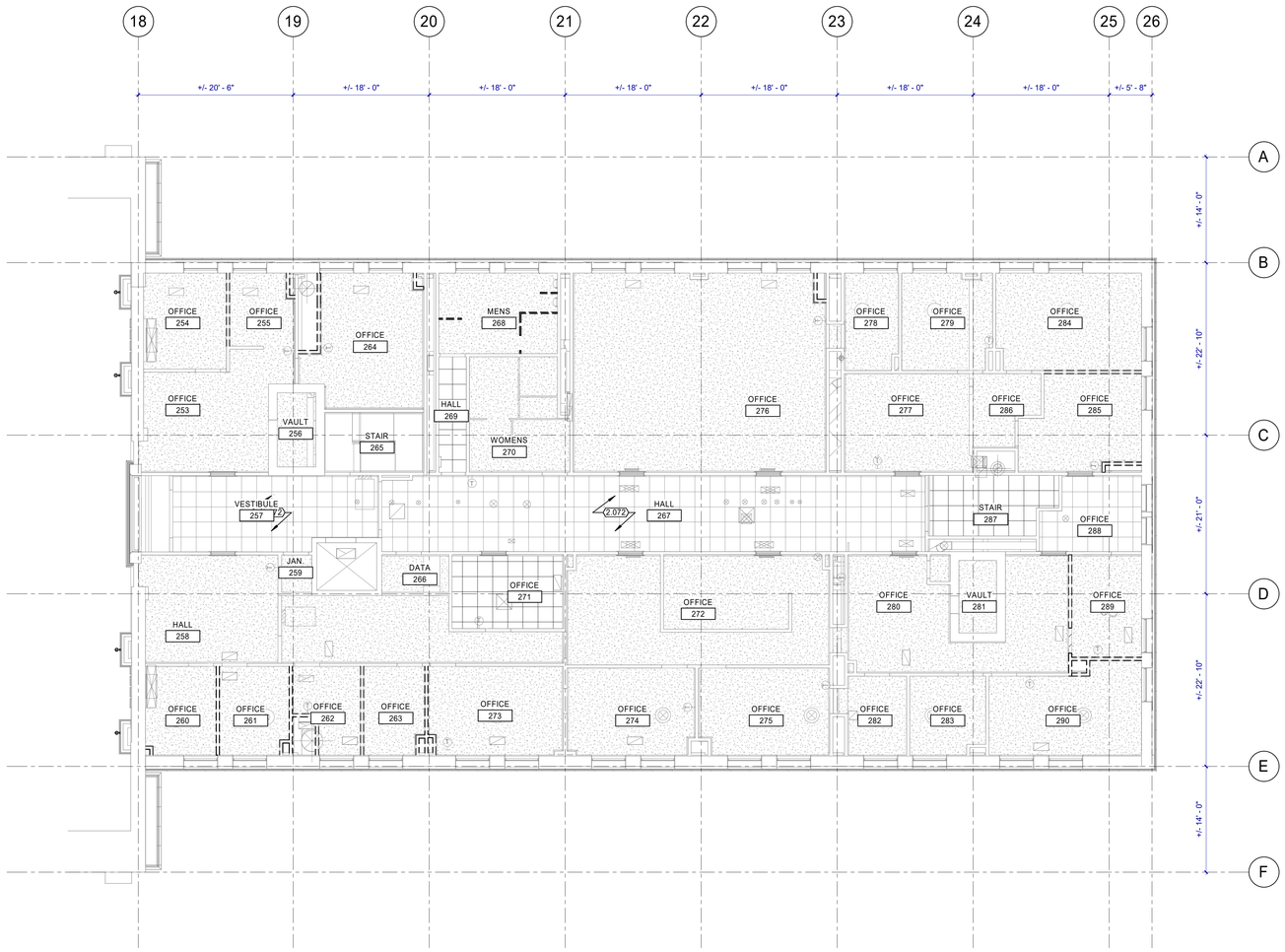

PHASE 1 UPPER LEVEL DEMOLITION RCP AREA C

N A1 1.AD112C 1/8" = 1'-0"

GENERAL NOTES

A. CONTRACTOR SHALL NOTIFY ARCHITECT IN WRITING OF DISCREPANCIES BETWEEN EXISTING CONDITIONS AND DRAWINGS BEFORE PROCEEDING WITH SELECTIVE DEMOLITION.

B. CONTRACTOR TO PROVIDE ANY TEMPORARY SHORING OF CEILING, FLOOR, ROOF, FOUNDATION, AND/OR WALL STRUCTURES UNTIL PERMANENT SUPPORT IS INSTALLED.

C. DEMOLITION WORK OF THIS CONTRACT INCLUDES ALL INCIDENTAL REMOVAL AND/OR MODIFICATION OF MINOR FEATURES NOT SPECIFICALLY INDICATED IN THE DRAWINGS BUT REQUIRED IN ORDER TO EXECUTE THE WORK.

D. HAZARDOUS MATERIAL ABATEMENT IS TO BE COMPLETED BY OWNER. HAZARDOUS MATERIAL INVENTORY REPORT IS AVAILABLE FOR REFERENCE FROM THE OWNER. CONTRACTOR SHALL NOTIFY THE OWNER IMMEDIATELY IF SUSPECTED HAZARDOUS MATERIALS ARE ENCOUNTERED AND HAZARDOUS MATERIALS SHALL BE ABATED BY OTHERS BEFORE PROCEEDING WITH SELECTIVE DEMOLITION.

E. CONTRACTOR TO PATCH ANY HOLES RESULTING FROM DEMOLITION WORK AND PATCH TO MATCH SURROUNDING FINISH MATERIAL.

F. CONTRACTOR TO NOTIFY THE ARCHITECT OF ANY HISTORICALLY SIGNIFICANT FEATURES UNCOVERED BEFORE DEMOLISHING THEM.

G. ALL HISTORIC ITEMS CALLED OUT TO BE SALVAGED NEED TO BE REMOVED CAREFULLY AND STORED FOR REINSTALLATION.

H. FIRE EXTINGUISHERS ON WALL TO BE REMOVED ARE TO BE RETURNED TO OWNER, DISPOSE CABINETS.

KEYNOTES

2.072	DISMANTLE AND SALVAGE LIGHT FIXTURES IN CORRIDOR.

DEMOLITION LEGEND

DEMOLITION

EXISTING TO REMAIN

REMOVE EXISTING GYPSUM CEILING. DISPOSE. SEE 1.ED101 SHEETS FOR ELECTRICAL EQUIPMENT AND 1.MD100 SHEETS FOR MECHANICAL EQUIPMENT REMOVAL.

REMOVE EXISTING LAY-IN CEILING. DISPOSE. SEE 1.ED110 SHEETS FOR ELECTRICAL EQUIPMENT AND 1.MD100 SHEETS FOR MECHANICAL EQUIPMENT REMOVAL.

EXISTING GYPSUM CEILING TO REMAIN

EXISTING ACT CEILING TO REMAIN

KEY MAP

A | B | C

CRSA

ARCHITECTURE · PLANNING · INTERIORS

175 S MAIN STREET, STE 300 · SLC, UTAH 84111

801-355-5915 www.crsa-us.com

ARCHITECT
CRSA
175 S. MAIN ST., STE. 300
SALT LAKE CITY, UT 84111
C/O ZACH HESLOP
zheslop@crsa-us.com
(801)746-4974

STRUCTURAL ENGINEER
REAVELEY ENGINEERS + ASSOC.
675 EAST 500 SOUTH, SUITE 400
SALT LAKE CITY, UT 84102
C/O JEROD JOHNSON
jjohnson@reaveley.com
(801) 486-3883

MECHANICAL ENGINEER
COLVIN ENGINEERING ASSOC.
505 E. SOUTH TEMPLE
SALT LAKE CITY, UT 84102
C/O ALLEN EVANS
aevans@cea-ut.com
(801) 322-2400

ELECTRICAL ENGINEER
SPECTRUM ENGINEERING
324 STATE ST. STE. 400
SALT LAKE CITY, UT 84102
C/O MICHAEL FACKRELL
michael.fackrell@speceng.com
(801) 328-5151

CM/GC
GRAMOLL CONSTRUCTION
155 S 750 W
NORTH SALT LAKE, UT 84054
C/O JIM GRAMOLL
jim.gramoll@gramoll.com
(801) 295-2341

RIO GRANDE DEPOT SEISMIC UPGRADE

300 SOUTH RIO GRANDE STREET
SALT LAKE CITY, UT 84101

DFCM PROJECT #20229080

STAMP

STATE OF UTAH
ZACHARY M. HESLOP
11965299-0301
LICENSED ARCHITECT

10/03/2022

ISSUE TYPE:	DATE:
BP-01 DD	October 3, 2022

PROJECT NUMBER:	21-031
DRAWN BY:	Author
CHECKED BY:	Checker

PHASE 1 UPPER LEVEL DEMOLITION RCP AREA C

1.AD112C

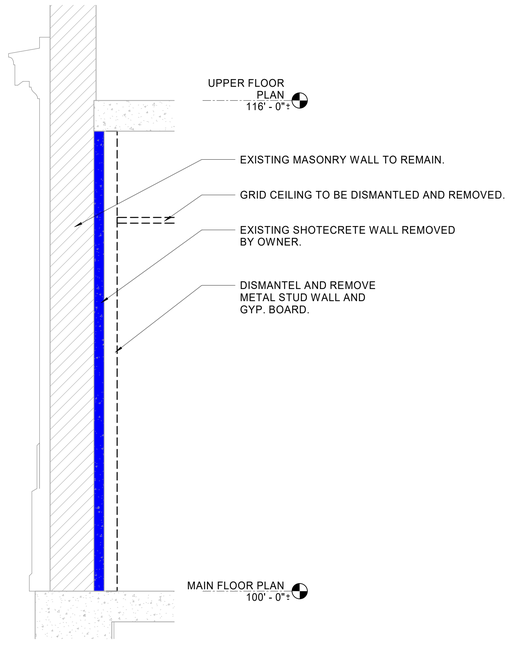

A2 1.AD500 DEMOLITION WALL SECTION
1/2" = 1'-0"

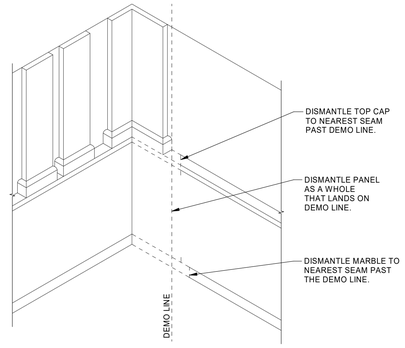

B4 1.AD500 MARBLE WAINSCOT DISMANTLE DETAIL
1/2" = 1'-0"

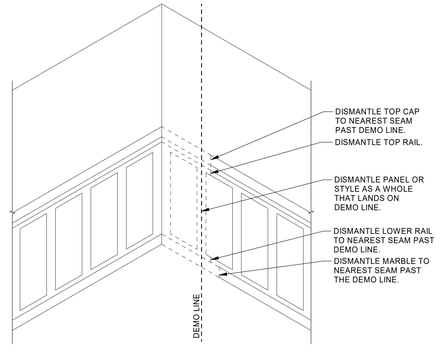

A4 1.AD500 WOOD WAINSCOT DISMANTLE DETAIL
1/2" = 1'-0"

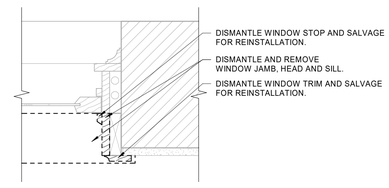

A5 1.AD500 WINDOW SALVAGE DETAIL
1 1/2" = 1'-0"

CRSA
ARCHITECTURE · PLANNING · INTERIORS
175 S MAIN STREET, STE 300 · SLC, UTAH 84111
801-355-5915 www.crsa-us.com

ARCHITECT
CRSA
175 S. MAIN ST., STE. 300
SALT LAKE CITY, UT 84111
C/O ZACH HESLOP
zheslop@crsa-ut.com
(801)746-4974

STRUCTURAL ENGINEER
REAVELEY ENGINEERS + ASSOC.
615 EAST 500 SOUTH, SUITE 400
SALT LAKE CITY, UT 84102
C/O JEROD JOHNSON
jjohnson@reavley.com
(801) 486-3883

MECHANICAL ENGINEER
COLVIN ENGINEERING ASSOC.
505 E. SOUTH TEMPLE
SALT LAKE CITY, UT 84102
C/O ALLEN EVANS
aevans@cea-ut.com
(801) 322-2400

ELECTRICAL ENGINEER
SPECTRUM ENGINEERING
324 STATE ST. STE. 400
SALT LAKE CITY, UT 84102
C/O MICHAEL FACKRELL
michael.fackrell@speceng.com
(801) 328-5151

CM/GC
GRAMOLL CONSTRUCTION
155 S 750 W
NORTH SALT LAKE, UT 84054
C/O JIM GRAMOLL
jim.gramoll@gramoll.com
(801) 295-2341

RIO GRANDE DEPOT SEISMIC UPGRADE

300 SOUTH RIO GRANDE STREET
SALT LAKE CITY, UT 84101

DFCM PROJECT #20229080

STAMP

STATE OF UTAH
ZACHARY M. HESLOP
11965299-0301
LICENSED ARCHITECT

10/03/2022

ISSUE TYPE:	DATE:
BP-01 DD	October 3, 2022

PROJECT NUMBER:	21-031
DRAWN BY:	Author
CHECKED BY:	Checker

DEMOLITION & SALVAGE DETAILS

1.AD500

Plotted: 10/3/2022 11:17:07 AM
By: Author
C:\Users\Author\Desktop\Rio Grande Depot Seismic Upgrade_Architecture_R22_Author.rvt

HISTORIC SALVAGE DOOR SCHEDULE

Mark	Comments
H1	DISMANTLE HISTORIC INTERIOR DOOR TRIM FOR REINSTALLATION. PROTECT EXISTING DOOR.
H2	PROTECT EXISTING DOOR.
H3	PROTECT EXISTING DOOR.
H4	PROTECT EXISTING DOOR.
H5	PROTECT EXISTING DOOR.
H6	PROTECT EXISTING DOOR.
H7	PROTECT EXISTING DOOR.
H10	PROTECT EXISTING DOOR.
H11	PROTECT EXISTING DOOR.
H12	PROTECT EXISTING DOOR.
H13	PROTECT EXISTING DOOR.
H14	PROTECT EXISTING DOOR.
H15	PROTECT EXISTING DOOR.
H16	DISMANTLE HISTORIC INTERIOR DOOR TRIM FOR REINSTALLATION. PROTECT EXISTING DOOR.
H21	DISMANTLE HISTORIC INTERIOR DOOR TRIM FOR REINSTALLATION. PROTECT EXISTING DOOR.
H22	PROTECT EXISTING DOOR.
H23	PROTECT EXISTING DOOR.
H24	PROTECT EXISTING DOOR.
H25	PROTECT EXISTING DOOR.
H26	PROTECT EXISTING DOOR.
H27	PROTECT EXISTING DOOR.
H31	PROTECT EXISTING DOOR.
H32	PROTECT EXISTING DOOR.
H33	PROTECT EXISTING DOOR.
H34	PROTECT EXISTING DOOR.
H35	PROTECT EXISTING DOOR.
H36	PROTECT EXISTING DOOR.
H38	DISMANTLE HISTORIC INTERIOR DOOR TRIM FOR REINSTALLATION. PROTECT EXISTING DOOR.
H39	DISMANTLE HISTORIC DOOR AND OFFICE SIDE TRIM FOR REINSTALLATION.
H40	DISMANTLE HISTORIC DOOR AND OFFICE SIDE TRIM FOR REINSTALLATION.
H43	DISMANTLE HISTORIC DOOR AND KITCHEN SIDE TRIM FOR REINSTALLATION.
H44	DISMANTLE HISTORIC DOOR AND KITCHEN SIDE TRIM FOR REINSTALLATION.
H48	DISMANTLE HISTORIC INTERIOR DOOR TRIM FOR REINSTALLATION. PROTECT EXISTING DOOR.
H49	PROTECT EXISTING DOOR.
H50	PROTECT EXISTING DOOR.
H51	PROTECT EXISTING DOOR.
H52	PROTECT EXISTING DOOR.
H53	PROTECT EXISTING DOOR.
H54	PROTECT EXISTING DOOR.
H55	PROTECT EXISTING DOOR.
H56	PROTECT EXISTING DOOR.
H57	DISMANTLE HISTORIC DOOR AND OFFICE SIDE TRIM FOR REINSTALLATION.
H58	DISMANTLE HISTORIC DOOR AND OFFICE SIDE TRIM FOR REINSTALLATION.
H59	DISMANTLE HISTORIC DOOR AND OFFICE SIDE TRIM FOR REINSTALLATION.
H61	DISMANTLE HISTORIC DOOR AND OFFICE SIDE TRIM FOR REINSTALLATION.
H62	DISMANTLE HISTORIC DOOR AND OFFICE SIDE TRIM FOR REINSTALLATION.
H63	DISMANTLE HISTORIC DOOR AND OFFICE SIDE TRIM FOR REINSTALLATION.
H64	DISMANTLE HISTORIC DOOR AND OFFICE SIDE TRIM FOR REINSTALLATION.
H65	DISMANTLE HISTORIC DOOR AND OFFICE SIDE TRIM FOR REINSTALLATION.
H66	DISMANTLE HISTORIC DOOR AND OFFICE SIDE TRIM FOR REINSTALLATION.
H67	DISMANTLE HISTORIC DOOR AND OFFICE SIDE TRIM FOR REINSTALLATION.
H68	DISMANTLE HISTORIC DOOR AND OFFICE SIDE TRIM FOR REINSTALLATION.
H70	DISMANTLE HISTORIC DOOR AND OFFICE SIDE TRIM FOR REINSTALLATION.
H71	DISMANTLE HISTORIC DOOR AND OFFICE SIDE TRIM FOR REINSTALLATION.
H72	DISMANTLE HISTORIC DOOR AND OFFICE SIDE TRIM FOR REINSTALLATION.
H73	DISMANTLE HISTORIC DOOR AND OFFICE SIDE TRIM FOR REINSTALLATION.
H74	DISMANTLE HISTORIC DOOR AND OFFICE SIDE TRIM FOR REINSTALLATION.
H75	DISMANTLE HISTORIC DOOR AND OFFICE SIDE TRIM FOR REINSTALLATION.
H76	DISMANTLE HISTORIC DOOR AND OFFICE SIDE TRIM FOR REINSTALLATION.
H77	DISMANTLE HISTORIC DOOR AND OFFICE SIDE TRIM FOR REINSTALLATION.
H78	DISMANTLE HISTORIC DOOR AND OFFICE SIDE TRIM FOR REINSTALLATION.
H79	DISMANTLE HISTORIC DOOR AND OFFICE SIDE TRIM FOR REINSTALLATION.
H82	DISMANTLE HISTORIC DOOR AND OFFICE SIDE TRIM FOR REINSTALLATION.
H83	DISMANTLE HISTORIC DOOR AND OFFICE SIDE TRIM FOR REINSTALLATION.
H84	DISMANTLE HISTORIC DOOR AND OFFICE SIDE TRIM FOR REINSTALLATION.

NOTE: DEMOLISHED DOORS WITHOUT DOOR TAGS ARE TO BE REMOVED AND DISPOSED BY CONTRACTOR.

CRSA

ARCHITECTURE · PLANNING · INTERIORS

175 S MAIN STREET, STE 300 · SLC, UTAH 84111
801-355-5915 www.crsa-us.com

ARCHITECT
CRSA
175 S. MAIN ST., STE. 300
SALT LAKE CITY, UT 84111
C/O ZACH HESLOP
zheslop@crsa-us.com
(801)746-4974

STRUCTURAL ENGINEER
REAVELEY ENGINEERS + ASSOC.
615 EAST 500 SOUTH, SUITE 400
SALT LAKE CITY, UT 84102
C/O JEROD JOHNSON
jjohnson@reaveley.com
(801) 486-3883

MECHANICAL ENGINEER
COLVIN ENGINEERING ASSOC.
505 E. SOUTH TEMPLE
SALT LAKE CITY, UT 84102
C/O ALLEN EVANS
aevans@cea-ut.com
(801) 322-2400

ELECTRICAL ENGINEER
SPECTRUM ENGINEERING
324 STATE ST. STE. 400
SALT LAKE CITY, UT 84102
C/O MICHAEL FACKRELL
michael.fackrell@speceng.com
(801) 328-5151

CM/GC
GRAMOLL CONSTRUCTION
155 S 750 W
NORTH SALT LAKE, UT 84054
C/O JIM GRAMOLL
jim.gramoll@gramoll.com
(801) 295-2341

RIO GRANDE DEPOT SEISMIC UPGRADE

300 SOUTH RIO GRANDE STREET
SALT LAKE CITY, UT 84101

DFCM PROJECT #20229080

STAMP

STATE OF UTAH
ZACHARY M. HESLOP
11965299-0301
LICENSED ARCHITECT

10/03/2022

ISSUE TYPE:	DATE:
BP-01 DD	October 3, 2022
PROJECT NUMBER:	21-031
DRAWN BY:	Author
CHECKED BY:	Checker

HISTORIC SALVAGE DOOR SCHEDULE

1.AD600

10/3/2022 2:57:21 PM C:\Users\Zach.Heslop\Documents\21-031_Rio Grande Depot Seismic Upgrade_ACA6Zach.Heslop.rvt

FIRE LEGEND

NOTE: NOT ALL SYMBOLS WILL BE USED ON SHEETS.

FIRE DEPT. HORN & LIGHT	
FIRE HOSE CABINET	
FIRE SERVICE	X" F
YARD HYDRANT	
FLOOR DRAIN	
FLOOR OR GRADE CLEANOUT	
FLOOR SINK	
GRADE CLEANOUT W/ CONCRETE PAD	
HOSE BIBB OR SILLCOCK	
MANHOLE	
POST TYPE FDC CONNECTION	
REDUCED PRESSURE BACKFLOW PREVENTOR	RPBP
VENT THROUGH THE ROOF	
WALL CLEANOUT	
WALL TYPE FDC CONNECTION	
EXPANSION JOINT	
FLEXIBLE PIPE CONNECTION	
HEAT TRACING	
AQUASTAT	
IN-LINE PUMP	
PRESSURE GAUGE W/ PRESSURE COCK	
STRAINER	
TEMPERATURE & PRESSURE TEST PLUG	
TEMPERATURE SENSING WELL	
THERMOMETER	
VENTURI FLOW METER	
ELBOW DOWN	
ELBOW UP	
PIPE CAP	
REDUCER	
TEE DOWN	
UNION	
CONDENSATE DRAIN	X" D
DOMESTIC COLD WATER	X" DCW
DOMESTIC HOT WATER	X" DHW
DOMESTIC HOT WATER RECIRC.	X" DHWR
GREASE WASTE ABOVE GRADE	X" GW
GREASE WASTE BELOW GRADE	X" GW
OVERFLOW DRAIN	X" OD
ROOF DRAIN	X" RD
SANITARY (PLBG) VENT	X" V
SANITARY WASTE ABOVE GRADE	X" W
SANITARY WASTE BELOW GRADE	X" W
COMPRESSED AIR	X" CA
TEMPERED WATER	X" T
ARGON	X" AR
DEIONIZED WATER RETURN	X" DIR

DEIONIZED WATER SUPPLY	X" DI
FUEL OIL RETURN	X" FOR
FUEL OIL SUPPLY	X" FOS
HELIUM	X" HE
HOT GAS	X" HG
HOT GAS BYPASS	X" HGBP
HYDROGEN	X" H
INDUSTRIAL WATER (NON-POTABLE)	X" IW
MEDICAL AIR	X" MA
NATURAL GAS	X" G
NITROGEN	X" N
NITROUS OXIDE	X" N2O
OXYGEN	X" O2
PROPANE	X" P
REVERSE OSMOSIS	X" RO
STEAM	X" S
STEAM CONDENSATE RETURN	X" SCR
VACUUM	X" VAC
WATER TREATMENT	X" WT
ACCESS PANEL	
DIRECTION OF FLOW	
FLOW SWITCH	
HUMIDISTAT OR HUMIDITY SENSOR	H
NITROGEN DIOXIDE SENSOR	N
POINT OF CONNECTION TO EXISTING	
POINT OF REMOVAL FROM EXISTING	
AUTOMATIC CONTROL VALVE (2-WAY)	
AUTOMATIC CONTROL VALVE (3-WAY)	
BALL VALVE	
BUTTERFLY VALVE	
CALIBRATED BALANCE VALVE	
CHECK (SWING OR LIFT AS REQ'D) VALVE	
CURB COCK	
GAS COCK	
GATE OS & Y PATTERN VALVE	
GATE VALVE	
MOTORIZED OPERATOR VALVE	M
P&T RELIEF VALVE	
PET COCK OR GAUGE COCK	
PLUG VALVE	
PRESSURE REDUCING VALVE	
SOLENOID VALVE	
THERMAL EXPANSION VALVE	
DETAIL TAG	DETAIL NO. / DRAWING NO.
KEYED NOTE	NOTE NO.
SECTION CUT LINE	SECTION NO. / DRAWING NO.

ABBREVIATIONS

NOTE: NOT ALL ABBREVIATIONS WILL BE USED ON SHEETS.

AD	ACCESS DOOR
AF	AIRFOIL
AFF	ABOVE FINISHED FLOOR
ALT	ALTERNATE
BI	BACKWARD INCLINE
BOD	BOTTOM OF DUCT
BOP	BOTTOM OF PIPE
BTUH	BRITISH THERMAL UNITS PER HOUR
CAP	CAPACITY
CAS	COMBUSTION AIR SUPPLY
CBV	CALIBRATED BALANCE VALVE
CFM	CUBIC FEET PER MINUTE
CV	CONSTANT VOLUME
CV	CONTROL VALVE
DB	DRY BULB
DCW	DOMESTIC COLD WATER
DF	DRINKING FOUNTAIN
DHW	DOMESTIC HOT WATER
DHWR	DOMESTIC HOT WATER RECIRC
DIA	DIAMETER
DN	DOWN
DSN	DOWN SPOUT NOZZLE
DW	DISHWASHER
E	EXISTING
EA	EACH OR EXHAUST AIR
EAT	ENTERING AIR TEMPERATURE
EFF	EFFICIENCY
ELEV	ELEVATION
ENCL	ENCLOSURE
ESP	EXTERNAL STATIC PRESSURE
ET	EXPANSION TANK
EWC	ELECTRIC WATER COOLER
EWT	ENTERING WATER TEMPERATURE
FCO	FLOOR CLEAN OUT
FD	FLOOR DRAIN
FO	FLAT OVAL
FPM	FEET PER MINUTE
FS	FLOOR SINK
FT	FEET
FV	FACE VELOCITY
GA	GAUGE
GAL	GALLON
GD	GARAGE DRAIN
GEA	GREASE EXHAUST AIR
GPM	GALLONS PER MINUTE
HP	HORSE POWER
HR	HOUR
HT	HEIGHT
IN	INCH
IN WC	INCHES OF WATER COLUMN
IN WG	INCHES OF WATER GAUGE
L	LAVATORY OR LOUVER
LAT	LEAVING AIR TEMPERATURE
LBS	POUNDS
LWT	LEAVING WATER TEMPERATURE
MAX	MAXIMUM
MBH	THOUSAND BRITISH THERMAL UNITS
MECH	MECHANICAL
MIN	MINIMUM
MPSA	MEDUIM PRESSURE SUPPLY AIR
MUA	MAKE-UP AIR
MVD	MANUAL VOLUME DAMPER
NC	NOISE CRITERIA OR NORMALLY CLOSED
NIC	NOT IN CONTRACT
NO	NUMBER
NOM	NOMINAL
NTS	NOT TO SCALE
OA	OUTSIDE AIR
OBD	OPPOSED BLADE DAMPER
OD	OVERFLOW DRAIN
OFCI	OWNER FURNISHED, CONTRACTOR INSTALLED
OFOI	OWNER FURNISHED, OWNER INSTALLED
PD	PRESSURE DROP
PG	PROPYLENE GLYCOL
POC	POINT OF CONNECTION
PRV	PRESSURE REDUCING VALVE
PSI	POUNDS PER SQUARE INCH
PSIG	POUNDS PER SQUARE INCH GAUGE
RA	RETURN AIR
RAD	RADIUS
RD	ROOF DRAIN
RLF	RELIEF AIR
RPBP	REDUCED PRESSURE BACKFLOW PREVENTOR
SA	SUPPLY AIR OR SHOCK ARRESTOR
SEN	SENSIBLE
SF	SQUARE FEET
SIM	SIMILAR
SL	SEA LEVEL
SP	STATIC PRESSURE
SS	SERVICE SINK OR STAINLESS STEEL
TA	TRANSFER AIR
TOD	TOP OF DUCT
TSP	TOTAL STATIC PRESSURE
TYP.	TYPICAL
U	URINAL
V	VENT
VAV	VARIABLE AIR VOLUME
VD	VOLUME DAMPER
VENT	FLUE VENT
VFD	VARIABLE FREQUENCY DRIVE
VOL	VOLUME
VTR	VENT THROUGH THE ROOF
W	WASTE
W/	WITH
W/O	WITHOUT
WB	WET BULB
WC	WATER CLOSET
WCO	WALL CLEANOUT
WHA	WATER HAMMER ARRESTOR
WPD	WATER PRESSURE DROP
WT	WEIGHT
Ø	ROUND OR DIAMETER

DRAWING INDEX - FIRE BP-01

#	SHEET NAME
FP001	FIRE INDEX AND LEGEND BP-01
1.FD100	PHASE 1 BASEMENT OVERALL FIRE PROTECTION DEMO PLAN
1.FD101	PHASE 1 MAIN LEVEL OVERALL FIRE PROTECTION DEMO PLAN
1.FD102	PHASE 1 UPPER LEVEL OVERALL FIRE PROTECTION DEMO PLAN
1.FD103	PHASE 1 ATTIC OVERALL FIRE PROTECTION DEMO PLAN

CRSA

ARCHITECTURE · PLANNING · INTERIORS
649 E SOUTH TEMPLE
SALT LAKE CITY, UT 84102
801.355.5915 · www.crsa-us.com

ARCHITECT
CRSA — C/O ZACH HESLOP
175 S. MAIN ST., STE. 300 — zheslop@crsa-us.com
SALT LAKE CITY, UT 84111 — (801)746-4974

STRUCTURAL ENGINEER
REAVELEY ENGINEERS + ASSOC. — C/O JEROD JOHNSON
675 EAST 500 SOUTH, SUITE 400 — jjohnson@reaveley.com
SALT LAKE CITY, UT 84102 — (801) 486-3883

MECHANICAL ENGINEER
COLVIN ENGINEERING ASSOC. — C/O ALLEN EVANS
505 E. SOUTH TEMPLE — aevans@cea-ut.com
SALT LAKE CITY, UT 84102 — (801) 322-2400

ELECTRICAL ENGINEER
SPECTRUM ENGINEERING — C/O MICHAEL FACKRELL
324 STATE ST. STE. 400 — michael.fackrell@speceng.com
SALT LAKE CITY, UT 84102 — (801) 328-5151

CM/GC
GRAMOLL CONSTRUCTION — C/O JIM GRAMOLL
155 S 750 W — jim.gramoll@gramoll.com
NORTH SALT LAKE, UT 84054 — (801) 295-2341

RIO GRANDE DEPOT
SEISMIC UPGRADE

300 SOUTH RIO GRANDE STREET
SALT LAKE CITY, UT 84101

DFCM PROJECT #20229080

STAMP

ISSUE TYPE:	DATE:
BP-01	October 3, 2022

PROJECT NUMBER:	21-031
DRAWN BY:	EHW
CHECKED BY:	ARE

FIRE INDEX AND
LEGEND BP-01

FP001

10/3/2022 2:56:39pm Saved by jhansen Plotted by jhansen 2022-09-30 09:56:24 pm Acad Ver 24.0 (LMS Tech)

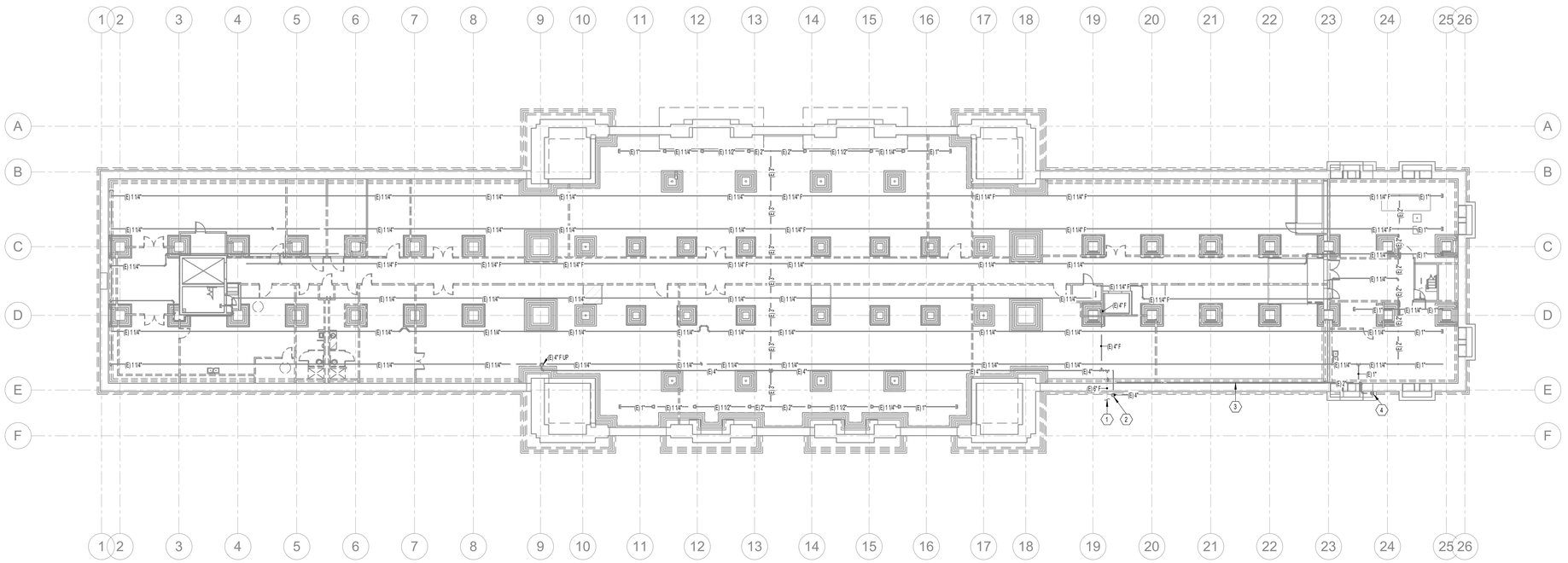

PHASE 1 BASEMENT OVERALL FIRE PROTECTION DEMO PLAN

1 SCALE: 1/16" = 1'-0"

GENERAL NOTES

A. EXISTING DRAWINGS ARE BASED ON CASUAL (NON-INTRUSIVE) FIELD OBSERVATIONS AND PREVIOUS PROJECT RECORD DOCUMENTS. UPON DISCOVERY OF CONDITIONS NOT SHOWN OR IN CONFLICT WITH THESE DRAWINGS THAT AFFECT PROJECT BUDGET AND/OR SCHEDULE, CONTRACTOR SHALL IMMEDIATELY REPORT SUCH CONDITIONS TO THE ARCHITECT/ENGINEER IN WRITING FOR DIRECTION ON HOW TO PROCEED.

B. ITEMS SHOWN DARK AND DASHED SHALL BE DEMOLISHED.

C. THE BUILDING DOES CONTAIN ASBESTOS AND LEAD BASED PAINT IN VARIOUS BUILDING MATERIALS. ITEMS THAT CONTAIN ASBESTOS AND LEAD BASED PAINT ARE NOT TO BE REMOVED OR OTHERWISE DISTURBED. FOR FURTHER INFORMATION PLEASE CONTACT OWNER'S REPRESENTATIVE R & R ENVIRONMENTAL INC. AT 801-352-2380.

D. HAZARDOUS MATERIAL ABATEMENT TO BE COMPLETED BY OWNER. HAZARDOUS MATERIAL INVENTORY REPORT IS AVAILABLE FOR REFERENCE FROM THE OWNER. CONTRACTOR SHALL NOTIFY OWNER IMMEDIATELY IF SUSPECTED HAZARDOUS MATERIALS ARE ENCOUNTERED AND HAZARDOUS MATERIALS SHALL BE ABATED BY OWNER'S REPRESENTATIVE BEFORE PROCEEDING WITH SELECTIVE DEMOLITION.

E. FIRE PROTECTION SPRINKLER SYSTEM IS INTENDED TO REMAIN ACTIVE DURING PHASE 01 DEMOLITION.

F. PROTECT SPRINKLER PIPING AND HEADS IN CLOSE PROXIMITY TO OTHER DEMOLITION WORK.

G. AT THE CONCLUSION OF PHASE 01 DEMOLITION AND PRIOR TO TURNOVER TO ABATEMENT CONTRACTOR, GENERAL CONTRACTOR SHALL SHUT DOWN AND DRAIN SYSTEM.

H. EXISTING SPRINKLER SYSTEM CONTAINS ANTIFREEZE SOLUTION. CONTRACTOR SHALL ARRANGE FOR PROPER DISPOSAL.

I. FIRE WATCH REQUIREMENTS SHALL BE COORDINATED WITH LOCAL AND STATE AHJ'S.

KEYNOTES

1	EXISTING 6" FIRE LINE ENTRY INTO BUILDING.
2	EXISTING FDC LINE UP TO FREESTANDING FIRE DEPARTMENT CONNECTION.
3	EXISTING SPRINKLER SYSTEM ANTIFREEZE FILL LINE.
4	EXISTING ANTIFREEZE FILL LINE UP TO FILLING CONNECTION.

KEY MAP

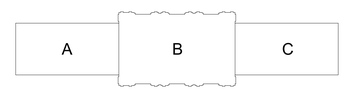

CRSA
ARCHITECTURE · PLANNING · INTERIORS
649 E SOUTH TEMPLE
SALT LAKE CITY, UT 84102
801.355.5915 · www.crsa-us.com

ARCHITECT
CRSA — C/O ZACH HESLOP
175 S. MAIN ST., STE. 300 — zheslop@crsa-us.com
SALT LAKE CITY, UT 84111 — (801)746-4974

STRUCTURAL ENGINEER
REAVELEY ENGINEERS + ASSOC. — C/O JEROD JOHNSON
675 EAST 500 SOUTH, SUITE 400 — jjohnson@reaveley.com
SALT LAKE CITY, UT 84102 — (801) 486-3883

MECHANICAL ENGINEER
COLVIN ENGINEERING ASSOC. — C/O ALLEN EVANS
505 E. SOUTH TEMPLE — aevans@cea-ut.com
SALT LAKE CITY, UT 84102 — (801) 322-2400

ELECTRICAL ENGINEER
SPECTRUM ENGINEERING — C/O MICHAEL FACKRELL
324 STATE ST. STE. 400 — michael.fackrell@speceng.com
SALT LAKE CITY, UT 84102 — (801) 328-5151

CM/GC
GRAMOLL CONSTRUCTION — C/O JIM GRAMOLL
155 S 750 W — jim.gramoll@gramoll.com
NORTH SALT LAKE, UT 84054 — (801) 295-2341

RIO GRANDE DEPOT SEISMIC UPGRADE

300 SOUTH RIO GRANDE STREET
SALT LAKE CITY, UT 84101

DFCM PROJECT #20229080

STAMP



ISSUE TYPE:	DATE:
BP-01	October 3, 2022

PROJECT NUMBER:	21-031
DRAWN BY:	EHW
CHECKED BY:	ARE

PHASE 1 BASEMENT OVERALL FIRE PROTECTION DEMO PLAN

1.FD100

10/3/2022 C:\Users\ehw\Documents\Autodesk\Backup\Rio Grande Depot_ehw.rvt

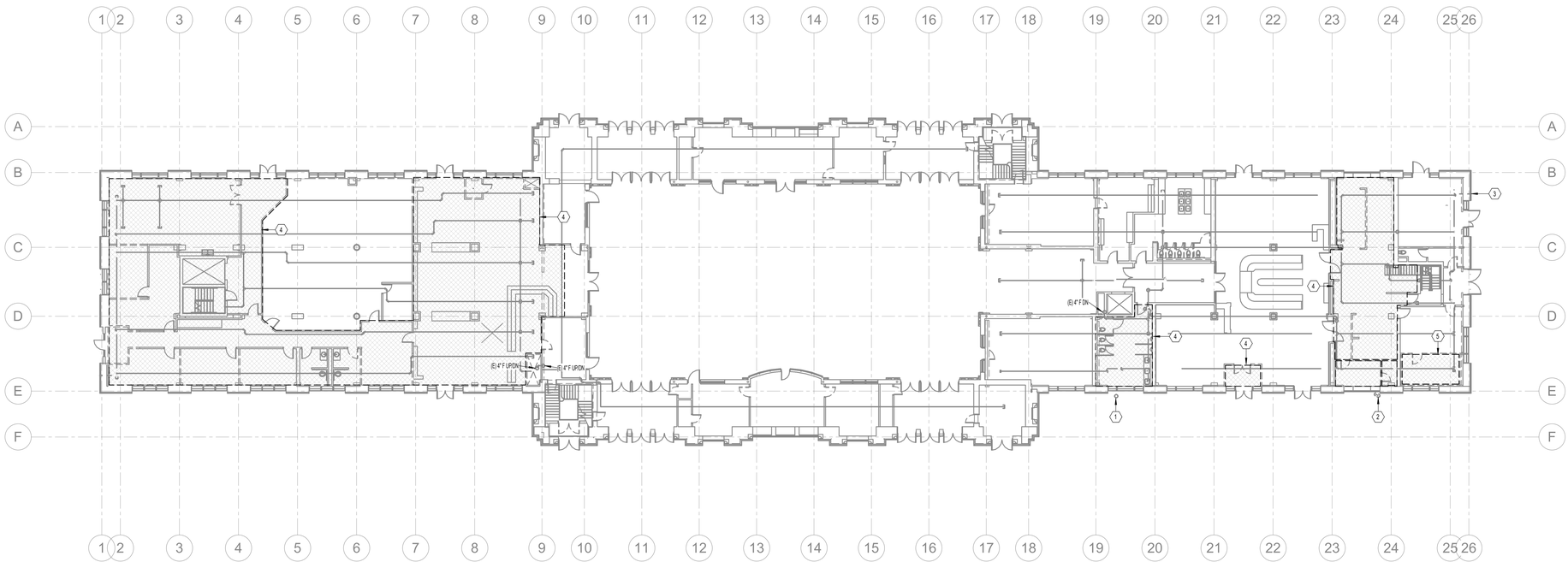

PHASE 1 MAIN LEVEL OVERALL FIRE PROTECTION DEMO PLAN

1 SCALE: 1/16" = 1'-0"

12" 0" 8" 16" 32"

GENERAL NOTES

A. EXISTING DRAWINGS ARE BASED ON CASUAL (NON-INTRUSIVE) FIELD OBSERVATIONS AND PREVIOUS PROJECT RECORD DOCUMENTS. UPON DISCOVERY OF CONDITIONS NOT SHOWN OR IN CONFLICT WITH THESE DRAWINGS THAT AFFECT PROJECT BUDGET AND/OR SCHEDULE, CONTRACTOR SHALL IMMEDIATELY REPORT SUCH CONDITIONS TO THE ARCHITECT/ENGINEER IN WRITING FOR DIRECTION ON HOW TO PROCEED.

B. ITEMS SHOWN DARK AND DASHED SHALL BE DEMOLISHED.

C. THE BUILDING DOES CONTAIN ASBESTOS AND LEAD BASED PAINT IN VARIOUS BUILDING MATERIALS. ITEMS THAT CONTAIN ASBESTOS AND LEAD BASED PAINT ARE NOT TO BE REMOVED OR OTHERWISE DISTURBED. FOR FURTHER INFORMATION PLEASE CONTACT OWNER'S REPRESENTATIVE R & R ENVIRONMENTAL INC. AT 801-352-2380.

D. HAZARDOUS MATERIAL ABATEMENT TO BE COMPLETED BY OWNER. HAZARDOUS MATERIAL INVENTORY REPORT IS AVAILABLE FOR REFERENCE FROM THE OWNER. CONTRACTOR SHALL NOTIFY OWNER IMMEDIATELY IF SUSPECTED HAZARDOUS MATERIALS ARE ENCOUNTERED AND HAZARDOUS MATERIALS SHALL BE ABATED BY OWNER'S REPRESENTATIVE BEFORE PROCEEDING WITH SELECTIVE DEMOLITION.

E. FIRE PROTECTION SPRINKLER SYSTEM IS INTENDED TO REMAIN ACTIVE DURING PHASE 01 DEMOLITION.

F. PROTECT SPRINKLER PIPING AND HEADS IN CLOSE PROXIMITY TO OTHER DEMOLITION WORK.

G. AT THE CONCLUSION OF PHASE 01 DEMOLITION AND PRIOR TO TURNOVER TO ABATEMENT CONTRACTOR, GENERAL CONTRACTOR SHALL SHUT DOWN AND DRAIN SYSTEM.

H. EXISTING SPRINKLER SYSTEM CONTAINS ANTIFREEZE SOLUTION. CONTRACTOR SHALL ARRANGE FOR PROPER DISPOSAL.

I. FIRE WATCH REQUIREMENTS SHALL BE COORDINATED WITH LOCAL AND STATE AHJ'S.

KEYNOTES

1	EXISTING FREESTANDING FIRE DEPARTMENT CONNECTION (FDC).
2	EXISTING ANTIFREEZE FILLING CONNECTION.
3	EXISTING LOW POINT DRAIN.
4	HATCHED AREA INDICATES CEILINGS IN THIS AREA TO BE REMOVED. SEE 1.AD111 SHEETS. PROTECT EXISTING SPRINKLER HEADS FROM DAMAGE.
5	EXISTING WALK-IN COOLER TO BE REMOVED, SEE 1.AD101 SHEETS. IF PRESENT, DISCONNECT EXISTING SPRINKLER HEADS INSIDE COOLER FROM SPRINKLER SYSTEM.

KEY MAP



CRSA
ARCHITECTURE · PLANNING · INTERIORS
649 E SOUTH TEMPLE
SALT LAKE CITY, UT 84102
801.355.5915 · www.crsa-us.com

ARCHITECT		
CRSA	C/O ZACH HESLOP	
175 S. MAIN ST., STE. 300	zheslop@crsa-us.com	
SALT LAKE CITY, UT 84111	(801)746-4974	
STRUCTURAL ENGINEER		
REAVELEY ENGINEERS + ASSOC.	C/O JEROD JOHNSON	
675 EAST 500 SOUTH, SUITE 400	jjohnson@reaveley.com	
SALT LAKE CITY, UT 84102	(801) 486-3883	
MECHANICAL ENGINEER		
COLVIN ENGINEERING ASSOC.	C/O ALLEN EVANS	
505 E. SOUTH TEMPLE	aevans@cea-ut.com	
SALT LAKE CITY, UT 84102	(801) 322-2400	
ELECTRICAL ENGINEER		
SPECTRUM ENGINEERING	C/O MICHAEL FACKRELL	
324 STATE ST. STE. 400	michael.fackrell@speceng.com	
SALT LAKE CITY, UT 84102	(801) 328-5151	
CM/GC		
GRAMOLL CONSTRUCTION	C/O JIM GRAMOLL	
155 S 750 W	jim.gramoll@gramoll.com	
NORTH SALT LAKE, UT 84054	(801) 295-2341	

RIO GRANDE DEPOT
SEISMIC UPGRADE

300 SOUTH RIO GRANDE STREET
SALT LAKE CITY, UT 84101

DFCM PROJECT #20229080

STAMP

ISSUE TYPE:	DATE:
BP-01	October 3, 2022

PROJECT NUMBER:	21-031
DRAWN BY:	EHW
CHECKED BY:	ARE

PHASE 1 MAIN LEVEL OVERALL FIRE PROTECTION DEMO PLAN

1.FD101

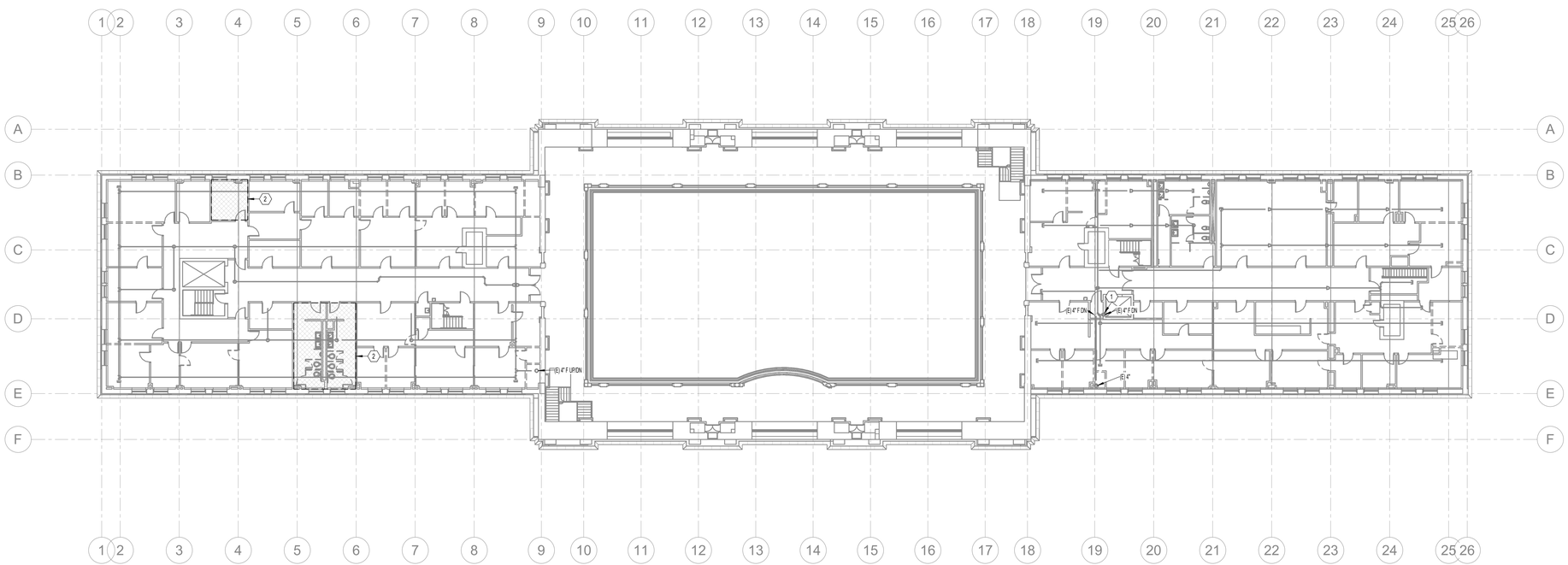

1 PHASE 1 UPPER LEVEL OVERALL FIRE PROTECTION DEMO PLAN

SCALE: 1/16" = 1'-0"

12' 0' 8' 16' 32'

GENERAL NOTES

A. EXISTING DRAWINGS ARE BASED ON CASUAL (NON-INTRUSIVE) FIELD OBSERVATIONS AND PREVIOUS PROJECT RECORD DOCUMENTS. UPON DISCOVERY OF CONDITIONS NOT SHOWN OR IN CONFLICT WITH THESE DRAWINGS THAT AFFECT PROJECT BUDGET AND/OR SCHEDULE, CONTRACTOR SHALL IMMEDIATELY REPORT SUCH CONDITIONS TO THE ARCHITECT/ENGINEER IN WRITING FOR DIRECTION ON HOW TO PROCEED.

B. ITEMS SHOWN DARK AND DASHED SHALL BE DEMOLISHED.

C. THE BUILDING DOES CONTAIN ASBESTOS AND LEAD BASED PAINT IN VARIOUS BUILDING MATERIALS. ITEMS THAT CONTAIN ASBESTOS AND LEAD BASED PAINT ARE NOT TO BE REMOVED OR OTHERWISE DISTURBED. FOR FURTHER INFORMATION PLEASE CONTACT OWNER'S REPRESENTATIVE R & R ENVIRONMENTAL INC. AT 801-352-2380.

D. HAZARDOUS MATERIAL ABATEMENT TO BE COMPLETED BY OWNER. HAZARDOUS MATERIAL INVENTORY REPORT IS AVAILABLE FOR REFERENCE FROM THE OWNER. CONTRACTOR SHALL NOTIFY OWNER IMMEDIATELY IF SUSPECTED HAZARDOUS MATERIALS ARE ENCOUNTERED AND HAZARDOUS MATERIALS SHALL BE ABATED BY OWNER'S REPRESENTATIVE BEFORE PROCEEDING WITH SELECTIVE DEMOLITION.

E. FIRE PROTECTION SPRINKLER SYSTEM IS INTENDED TO REMAIN ACTIVE DURING PHASE 01 DEMOLITION.

F. PROTECT SPRINKLER PIPING AND HEADS IN CLOSE PROXIMITY TO OTHER DEMOLITION WORK.

G. AT THE CONCLUSION OF PHASE 01 DEMOLITION AND PRIOR TO TURNOVER TO ABATEMENT CONTRACTOR, GENERAL CONTRACTOR SHALL SHUT DOWN AND DRAIN SYSTEM.

H. EXISTING SPRINKLER SYSTEM CONTAINS ANTIFREEZE SOLUTION. CONTRACTOR SHALL ARRANGE FOR PROPER DISPOSAL.

I. FIRE WATCH REQUIREMENTS SHALL BE COORDINATED WITH LOCAL AND STATE AHJ'S.

KEYNOTES

1	SPRINKLER MAIN UP FROM BELOW.
2	HATCHED AREA INDICATES CEILINGS IN THIS AREA TO BE REMOVED, SEE 1.AD112 SHEETS. PROTECT EXISTING SPRINKLER HEADS FROM DAMAGE.

KEY MAP



CRSA

ARCHITECTURE · PLANNING · INTERIORS
649 E SOUTH TEMPLE
SALT LAKE CITY, UT 84102
801.355.5915 · www.crsa-us.com

ARCHITECT
CRSA
175 S. MAIN ST., STE. 300
SALT LAKE CITY, UT 84111
C/O ZACH HESLOP
zheslop@crsa-us.com
(801)746-4974

STRUCTURAL ENGINEER
REAVELEY ENGINEERS + ASSOC.
675 EAST 500 SOUTH, SUITE 400
SALT LAKE CITY, UT 84102
C/O JEROD JOHNSON
jjohnson@reaveley.com
(801) 486-3883

MECHANICAL ENGINEER
COLVIN ENGINEERING ASSOC.
505 E. SOUTH TEMPLE
SALT LAKE CITY, UT 84102
C/O ALLEN EVANS
aevans@cea-ut.com
(801) 322-2400

ELECTRICAL ENGINEER
SPECTRUM ENGINEERING
324 STATE ST. STE. 400
SALT LAKE CITY, UT 84102
C/O MICHAEL FACKRELL
michael.fackrell@speceng.com
(801) 328-5151

CM/GC
GRAMOLL CONSTRUCTION
155 S 750 W
NORTH SALT LAKE, UT 84054
C/O JIM GRAMOLL
jim.gramoll@gramoll.com
(801) 295-2341

RIO GRANDE DEPOT SEISMIC UPGRADE

300 SOUTH RIO GRANDE STREET
SALT LAKE CITY, UT 84101

DFCM PROJECT #20229080

STAMP

ISSUE TYPE:	DATE:
BP-01	October 3, 2022
1	

PROJECT NUMBER:	21-031
DRAWN BY:	EHW
CHECKED BY:	ARE

PHASE 1 UPPER LEVEL OVERALL FIRE PROTECTION DEMO PLAN

1.FD102

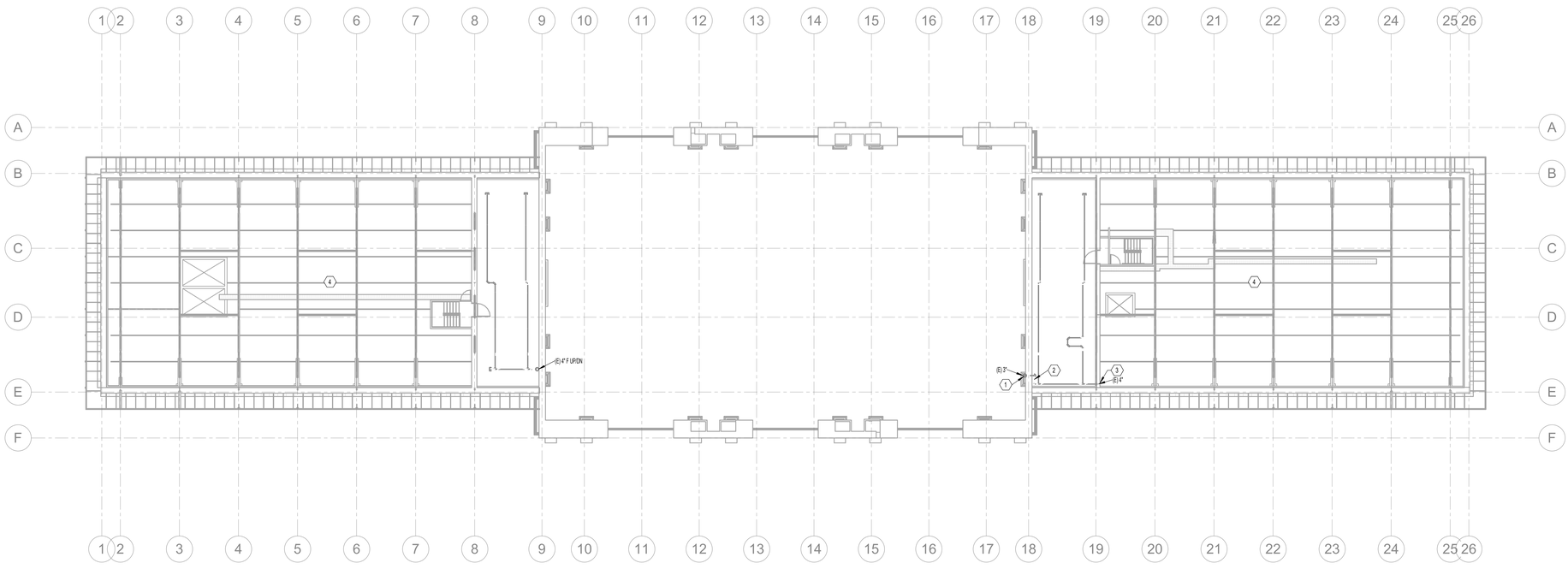

1 PHASE 1 ATTIC OVERALL FIRE PROTECTION DEMO PLAN
SCALE: 1/16" = 1'-0"
12" 0" 8" 16" 32"

GENERAL NOTES

A. EXISTING DRAWINGS ARE BASED ON CASUAL (NON-INTRUSIVE) FIELD OBSERVATIONS AND PREVIOUS PROJECT RECORD DOCUMENTS. UPON DISCOVERY OF CONDITIONS NOT SHOWN OR IN CONFLICT WITH THESE DRAWINGS THAT AFFECT PROJECT BUDGET AND/OR SCHEDULE, CONTRACTOR SHALL IMMEDIATELY REPORT SUCH CONDITIONS TO THE ARCHITECT/ENGINEER IN WRITING FOR DIRECTION ON HOW TO PROCEED.

B. ITEMS SHOWN DARK AND DASHED SHALL BE DEMOLISHED.

C. THE BUILDING DOES CONTAIN ASBESTOS AND LEAD BASED PAINT IN VARIOUS BUILDING MATERIALS. ITEMS THAT CONTAIN ASBESTOS AND LEAD BASED PAINT ARE NOT TO BE REMOVED OR OTHERWISE DISTURBED. FOR FURTHER INFORMATION PLEASE CONTACT OWNER'S REPRESENTATIVE R & R ENVIRONMENTAL INC. AT 801-352-2380.

D. HAZARDOUS MATERIAL ABATEMENT TO BE COMPLETED BY OWNER. HAZARDOUS MATERIAL INVENTORY REPORT IS AVAILABLE FOR REFERENCE FROM THE OWNER. CONTRACTOR SHALL NOTIFY OWNER IMMEDIATELY IF SUSPECTED HAZARDOUS MATERIALS ARE ENCOUNTERED AND HAZARDOUS MATERIALS SHALL BE ABATED BY OWNER'S REPRESENTATIVE BEFORE PROCEEDING WITH SELECTIVE DEMOLITION.

E. FIRE PROTECTION SPRINKLER SYSTEM IS INTENDED TO REMAIN ACTIVE DURING PHASE 01 DEMOLITION.

F. PROTECT SPRINKLER PIPING AND HEADS IN CLOSE PROXIMITY TO OTHER DEMOLITION WORK.

G. AT THE CONCLUSION OF PHASE 01 DEMOLITION AND PRIOR TO TURNOVER TO ABATEMENT CONTRACTOR, GENERAL CONTRACTOR SHALL SHUT DOWN AND DRAIN SYSTEM.

H. EXISTING SPRINKLER SYSTEM CONTAINS ANTIFREEZE SOLUTION. CONTRACTOR SHALL ARRANGE FOR PROPER DISPOSAL.

I. FIRE WATCH REQUIREMENTS SHALL BE COORDINATED WITH LOCAL AND STATE AHJ'S.

KEYNOTES

1	SPRINKLER MAIN UP TO ATTIC SPACE ABOVE GRAND LOBBY CEILING.
2	SHUT-OFF VALVE, CHECK VALVE, AND DRAIN DOWN VALVE FOR SPRINKLER PIPING ABOVE GRAND LOBBY CEILING.
3	SPRINKLER MAIN UP FROM FLOOR BELOW.
4	OTHER THAN AREAS WHERE PIPING IS CURRENTLY SHOWN, NO EXISTING OVERHEAD SPRINKLER PIPING OBSERVED IN WING ATTICS.

KEY MAP

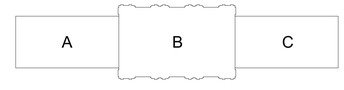

CRSA
ARCHITECTURE · PLANNING · INTERIORS
649 E SOUTH TEMPLE
SALT LAKE CITY, UT 84102
801.355.5915 · www.crsa-us.com

ARCHITECT
CRSA
175 S. MAIN ST., STE. 300
SALT LAKE CITY, UT 84111
C/O ZACH HESLOP
zheslop@crsa-us.com
(801)746-4974

STRUCTURAL ENGINEER
REAVELEY ENGINEERS + ASSOC.
675 EAST 500 SOUTH, SUITE 400
SALT LAKE CITY, UT 84102
C/O JEROD JOHNSON
jjohnson@reaveley.com
(801) 486-3883

MECHANICAL ENGINEER
COLVIN ENGINEERING ASSOC.
505 E. SOUTH TEMPLE
SALT LAKE CITY, UT 84102
C/O ALLEN EVANS
aevans@cea-ut.com
(801) 322-2400

ELECTRICAL ENGINEER
SPECTRUM ENGINEERING
324 STATE ST. STE. 400
SALT LAKE CITY, UT 84102
C/O MICHAEL FACKRELL
michael.fackrell@speceng.com
(801) 328-5151

CM/GC
GRAMOLL CONSTRUCTION
155 S 750 W
NORTH SALT LAKE, UT 84054
C/O JIM GRAMOLL
jim.gramoll@gramoll.com
(801) 295-2341

RIO GRANDE DEPOT SEISMIC UPGRADE

300 SOUTH RIO GRANDE STREET
SALT LAKE CITY, UT 84101

DFCM PROJECT #20229080

STAMP



ISSUE TYPE:	DATE:
BP-01	October 3, 2022

PROJECT NUMBER:	21-031
DRAWN BY:	EHW
CHECKED BY:	ARE

PHASE 1 ATTIC OVERALL FIRE PROTECTION DEMO PLAN

1.FD103

2022-09-27 P:\Projects\Rio Grande Depot\Drawings\Upgrade\Sheets\2022-09-30 Rio Grande Depot.rvt
9/30/2022 5:07:37 PM
Ryan Hall

PLUMBING LEGEND

NOTE: NOT ALL SYMBOLS WILL BE USED ON SHEETS.

FIRE DEPT. HORN & LIGHT	
FIRE HOSE CABINET	
FIRE SERVICE	X" F
YARD HYDRANT	
FLOOR DRAIN	
FLOOR OR GRADE CLEANOUT	
FLOOR SINK	
GRADE CLEANOUT W/ CONCRETE PAD	
HOSE BIBB OR SILLCOCK	
MANHOLE	
POST TYPE FDC CONNECTION	
REDUCED PRESSURE BACKFLOW PREVENTOR	RPBP
VENT THROUGH THE ROOF	
WALL CLEANOUT	
WALL TYPE FDC CONNECTION	
EXPANSION JOINT	
FLEXIBLE PIPE CONNECTION	
HEAT TRACING	
AQUASTAT	
IN-LINE PUMP	
PRESSURE GAUGE W/ PRESSURE COCK	
STRAINER	
TEMPERATURE & PRESSURE TEST PLUG	
TEMPERATURE SENSING WELL	
THERMOMETER	
VENTURI FLOW METER	
ELBOW DOWN	
ELBOW UP	
PIPE CAP	
REDUCER	
TEE DOWN	
UNION	
CONDENSATE DRAIN	X" D
DOMESTIC COLD WATER	X" DCW
DOMESTIC HOT WATER	X" DHW
DOMESTIC HOT WATER RECIRC.	X" DHWR
GREASE WASTE ABOVE GRADE	X" GW
GREASE WASTE BELOW GRADE	X" GW
OVERFLOW DRAIN	X" OD
ROOF DRAIN	X" RD
SANITARY (PLBG) VENT	X" V
SANITARY WASTE ABOVE GRADE	X" W
SANITARY WASTE BELOW GRADE	X" W
COMPRESSED AIR	X" CA
TEMPERED WATER	X" T
ARGON	X" AR
DEIONIZED WATER RETURN	X" DIR

DEIONIZED WATER SUPPLY	X" DI
FUEL OIL RETURN	X" FOR
FUEL OIL SUPPLY	X" FOS
HELIUM	X" HE
HOT GAS	X" HG
HOT GAS BYPASS	X" HGBP
HYDROGEN	X" H
INDUSTRIAL WATER (NON-POTABLE)	X" IW
MEDICAL AIR	X" MA
NATURAL GAS	X" G
NITROGEN	X" N
NITROUS OXIDE	X" N2O
OXYGEN	X" O2
PROPANE	X" P
REVERSE OSMOSIS	X" RO
STEAM	X" S
STEAM CONDENSATE RETURN	X" SCR
VACUUM	X" VAC
WATER TREATMENT	X" WT
ACCESS PANEL	
DIRECTION OF FLOW	
FLOW SWITCH	
HUMIDISTAT OR HUMIDITY SENSOR	H
NITROGEN DIOXIDE SENSOR	N
POINT OF CONNECTION TO EXISTING	
POINT OF REMOVAL FROM EXISTING	
AUTOMATIC CONTROL VALVE (2-WAY)	
AUTOMATIC CONTROL VALVE (3-WAY)	
BALL VALVE	
BUTTERFLY VALVE	
CALIBRATED BALANCE VALVE	
CHECK (SWING OR LIFT AS REQ'D) VALVE	
CURB COCK	
GAS COCK	
GATE OS & Y PATTERN VALVE	
GATE VALVE	
MOTORIZED OPERATOR VALVE	M
P&T RELIEF VALVE	
PET COCK OR GAUGE COCK	
PLUG VALVE	
PRESSURE REDUCING VALVE	
SOLENOID VALVE	
THERMAL EXPANSION VALVE	
DETAIL TAG	DETAIL NO. / DRAWING NO.
KEYED NOTE	NOTE NO.
SECTION CUT LINE	SECTION NO. / DRAWING NO.

ABBREVIATIONS

	NOTE: NOT ALL ABBREVIATIONS WILL BE USED ON SHEETS.
AD	ACCESS DOOR
AF	AIRFOIL
AFF	ABOVE FINISHED FLOOR
ALT	ALTERNATE
BI	BACKWARD INCLINE
BOD	BOTTOM OF DUCT
BOP	BOTTOM OF PIPE
BTUH	BRITISH THERMAL UNITS PER HOUR
CAP	CAPACITY
CAS	COMBUSTION AIR SUPPLY
CBV	CALIBRATED BALANCE VALVE
CFM	CUBIC FEET PER MINUTE
CV	CONSTANT VOLUME
CV	CONTROL VALVE
DB	DRY BULB
DCW	DOMESTIC COLD WATER
DF	DRINKING FOUNTAIN
DHW	DOMESTIC HOT WATER
DHWR	DOMESTIC HOT WATER RECIRC
DIA	DIAMETER
DN	DOWN
DSN	DOWN SPOUT NOZZLE
DW	DISHWASHER
E	EXISTING
EA	EACH OR EXHAUST AIR
EAT	ENTERING AIR TEMPERATURE
EFF	EFFICIENCY
ELEV	ELEVATION
ENCL	ENCLOSURE
ESP	EXTERNAL STATIC PRESSURE
ET	EXPANSION TANK
EWC	ELECTRIC WATER COOLER
EWT	ENTERING WATER TEMPERATURE
FCO	FLOOR CLEAN OUT
FD	FLOOR DRAIN
FO	FLAT OVAL
FPM	FEET PER MINUTE
FS	FLOOR SINK
FT	FEET
FV	FACE VELOCITY
GA	GAUGE
GAL	GALLON
GD	GARAGE DRAIN
GEA	GREASE EXHAUST AIR
GPM	GALLONS PER MINUTE
HP	HORSE POWER
HR	HOUR
HT	HEIGHT
IN	INCH
IN WC	INCHES OF WATER COLUMN
IN WG	INCHES OF WATER GAUGE
L	LAVATORY OR LOUVER
LAT	LEAVING AIR TEMPERATURE
LBS	POUNDS
LWT	LEAVING WATER TEMPERATURE
MAX	MAXIMUM
MBH	THOUSAND BRITISH THERMAL UNITS
MECH	MECHANICAL
MIN	MINIMUM
MPSA	MEDUIM PRESSURE SUPPLY AIR
MUA	MAKE-UP AIR
MVD	MANUAL VOLUME DAMPER
NC	NOISE CRITERIA OR NORMALLY CLOSED
NIC	NOT IN CONTRACT
NO	NUMBER
NOM	NOMINAL
NTS	NOT TO SCALE
OA	OUTSIDE AIR
OBD	OPPOSED BLADE DAMPER
OD	OVERFLOW DRAIN
OFCI	OWNER FURNISHED, CONTRACTOR INSTALLED
OFOI	OWNER FURNISHED, OWNER INSTALLED
PD	PRESSURE DROP
PG	PROPYLENE GLYCOL
POC	POINT OF CONNECTION
PRV	PRESSURE REDUCING VALVE
PSI	POUNDS PER SQUARE INCH
PSIG	POUNDS PER SQUARE INCH GAUGE
RA	RETURN AIR
RAD	RADIUS
RD	ROOF DRAIN
RLF	RELIEF AIR
RPBP	REDUCED PRESSURE BACKFLOW PREVENTOR
SA	SUPPLY AIR OR SHOCK ARRESTOR
SEN	SENSIBLE
SF	SQUARE FEET
SIM	SIMILAR
SL	SEA LEVEL
SP	STATIC PRESSURE
SS	SERVICE SINK OR STAINLESS STEEL
TA	TRANSFER AIR
TOD	TOP OF DUCT
TSP	TOTAL STATIC PRESSURE
TYP.	TYPICAL
U	URINAL
V	VENT
VAV	VARIABLE AIR VOLUME
VD	VOLUME DAMPER
VENT	FLUE VENT
VFD	VARIABLE FREQUENCY DRIVE
VOL	VOLUME
VTR	VENT THROUGH THE ROOF
W	WASTE
W/	WITH
W/O	WITHOUT
WB	WET BULB
WC	WATER CLOSET
WCO	WALL CLEANOUT
WHA	WATER HAMMER ARRESTOR
WPD	WATER PRESSURE DROP
WT	WEIGHT
Ø	ROUND OR DIAMETER

DRAWING INDEX - PLUMBING BP-01

#	SHEET NAME
PL001	PLUMBING INDEX AND LEGEND BP-01
1.PD100	PHASE 1 BASEMENT OVERALL PLUMBING DEMO PLAN
1.PD100A	PHASE 1 BASEMENT PLUMBING DEMO PLAN AREA A
1.PD100B	PHASE 1 BASEMENT PLUMBING DEMO PLAN AREA B
1.PD100C	PHASE 1 BASEMENT PLUMBING DEMO PLAN AREA C
1.PD101	PHASE 1 MAIN LEVEL OVERALL PLUMBING DEMO PLAN
1.PD102	PHASE 1 UPPER LEVEL OVERALL PLUMBING DEMO PLAN
1.PD103	PHASE 1 ATTIC OVERALL PLUMBING DEMO PLAN
1.PD401	PHASE 1 ENLARGED PLUMBING DEMO PLANS

CRSA

ARCHITECTURE · PLANNING · INTERIORS

649 E SOUTH TEMPLE
SALT LAKE CITY, UT 84102
801.355.5915 · www.crsa-us.com

ARCHITECT
CRSA — C/O ZACH HESLOP
175 S. MAIN ST., STE. 300 — zheslop@crsa-us.com
SALT LAKE CITY, UT 84111 — (801)746-4974

STRUCTURAL ENGINEER
REAVELEY ENGINEERS + ASSOC. — C/O JEROD JOHNSON
675 EAST 500 SOUTH, SUITE 400 — jjohnson@reaveley.com
SALT LAKE CITY, UT 84102 — (801) 486-3883

MECHANICAL ENGINEER
COLVIN ENGINEERING ASSOC. — C/O ALLEN EVANS
505 E. SOUTH TEMPLE — aevans@cea-ut.com
SALT LAKE CITY, UT 84102 — (801) 322-2400

ELECTRICAL ENGINEER
SPECTRUM ENGINEERING — C/O MICHAEL FACKRELL
324 STATE ST. STE. 400 — michael.fackrell@speceng.com
SALT LAKE CITY, UT 84102 — (801) 328-5151

CM/GC
GRAMOLL CONSTRUCTION — C/O JIM GRAMOLL
155 S 750 W — jim.gramoll@gramoll.com
NORTH SALT LAKE, UT 84054 — (801) 295-2341

RIO GRANDE DEPOT SEISMIC UPGRADE

300 SOUTH RIO GRANDE STREET
SALT LAKE CITY, UT 84101

DFCM PROJECT #20229080

STAMP



ISSUE TYPE:	DATE:
BP-01	October 3, 2022

PROJECT NUMBER:	21-031
DRAWN BY:	EHW
CHECKED BY:	ARE

PLUMBING INDEX AND LEGEND BP-01

PL001

Plot Date: 10/3/2022 11:47:38 AM
C:\Users\Revit Central\Documents\Projects\Rio Grande Depot\Rio Grande Depot_21-031_R22_Central_ARE.rvt

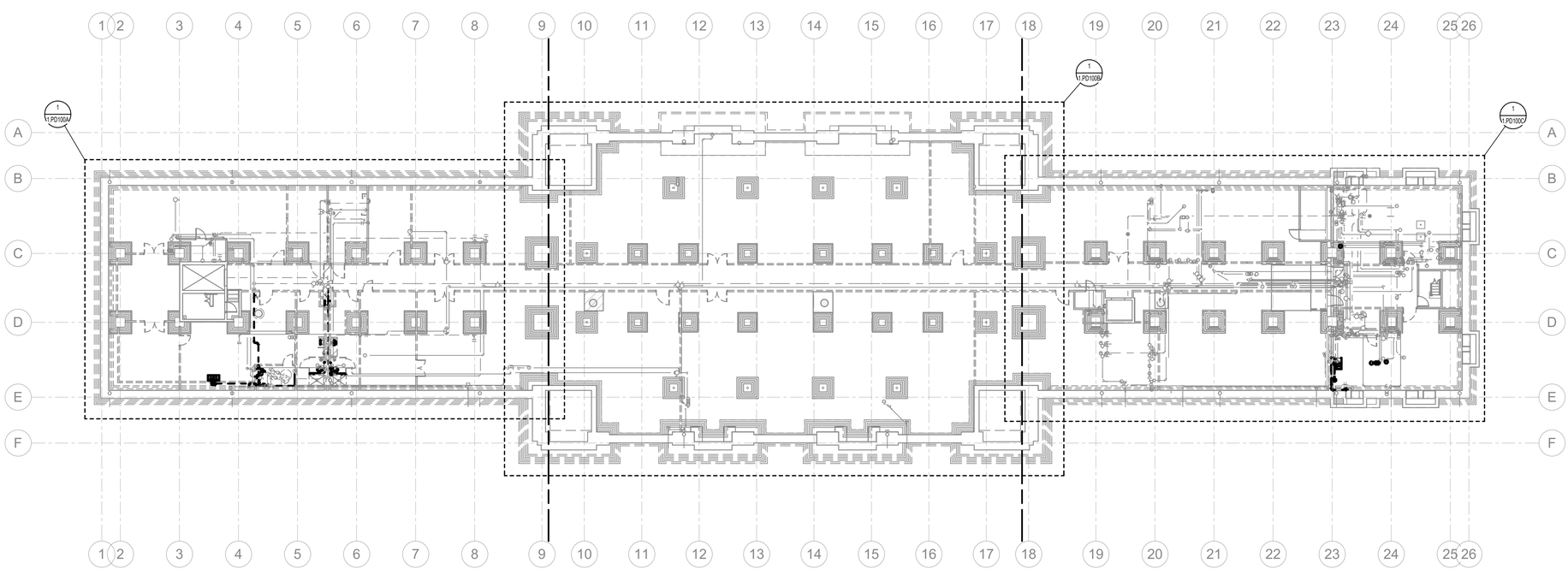

1 PHASE 1 BASEMENT OVERALL PLUMBING DEMO PLAN
SCALE: 1/16" = 1'-0"

GENERAL NOTES

A. EXISTING DRAWINGS ARE BASED ON CASUAL (NON-INTRUSIVE) FIELD OBSERVATIONS AND PREVIOUS PROJECT RECORD DOCUMENTS. UPON DISCOVERY OF CONDITIONS NOT SHOWN OR IN CONFLICT WITH THESE DRAWINGS THAT AFFECT PROJECT BUDGET AND/OR SCHEDULE, CONTRACTOR SHALL IMMEDIATELY REPORT SUCH CONDITIONS TO THE ARCHITECT/ENGINEER IN WRITING FOR DIRECTION ON HOW TO PROCEED.

B. ITEMS SHOWN DARK AND DASHED SHALL BE DEMOLISHED.

C. ITEMS SHOWN LIGHT AND SHADED SHALL REMAIN.

D. THE BUILDING DOES CONTAIN ASBESTOS AND LEAD BASED PAINT IN VARIOUS BUILDING MATERIALS. ITEMS THAT CONTAIN ASBESTOS AND LEAD BASED PAINT ARE NOT TO BE REMOVED OR OTHERWISE DISTURBED. FOR FURTHER INFORMATION PLEASE CONTACT OWNER'S REPRESENTATIVE R & R ENVIRONMENTAL INC. AT 801-352-2380.

E. HAZARDOUS MATERIAL ABATEMENT TO BE COMPLETED BY OWNER. HAZARDOUS MATERIAL INVENTORY REPORT IS AVAILABLE FOR REFERENCE FROM THE OWNER. CONTRACTOR SHALL NOTIFY OWNER IMMEDIATELY IF SUSPECTED HAZARDOUS MATERIALS ARE ENCOUNTERED AND HAZARDOUS MATERIALS SHALL BE ABATED BY OWNER'S REPRESENTATIVE BEFORE PROCEEDING WITH SELECTIVE DEMOLITION.

F. EXISTING ROOF DRAIN LEADERS LOCATED IN EXTERIOR BUILDING WALLS SHALL REMAIN INTACT THROUGHOUT DEMOLITION. DURING NEW CONSTRUCTION, EXISTING LEADERS SHALL BE ABANDONDED IN PLACE AND REPLACED WITH NEW.

KEY MAP

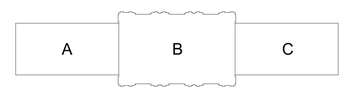

CRSA
ARCHITECTURE · PLANNING · INTERIORS
649 E SOUTH TEMPLE
SALT LAKE CITY, UT 84102
801.355.5915 · www.crsa-us.com

ARCHITECT
CRSA
175 S. MAIN ST., STE. 300
SALT LAKE CITY, UT 84111
C/O ZACH HESLOP
zheslop@crsa-us.com
(801)746-4974

STRUCTURAL ENGINEER
REAVELEY ENGINEERS + ASSOC.
675 EAST 500 SOUTH, SUITE 400
SALT LAKE CITY, UT 84102
C/O JEROD JOHNSON
jjohnson@reaveley.com
(801) 486-3883

MECHANICAL ENGINEER
COLVIN ENGINEERING ASSOC.
505 E. SOUTH TEMPLE
SALT LAKE CITY, UT 84102
C/O ALLEN EVANS
aevans@cea-ut.com
(801) 322-2400

ELECTRICAL ENGINEER
SPECTRUM ENGINEERING
324 STATE ST. STE. 400
SALT LAKE CITY, UT 84102
C/O MICHAEL FACKRELL
michael.fackrell@speceng.com
(801) 328-5151

CM/GC
GRAMOLL CONSTRUCTION
155 S 750 W
NORTH SALT LAKE, UT 84054
C/O JIM GRAMOLL
jim.gramoll@gramoll.com
(801) 295-2341

RIO GRANDE DEPOT SEISMIC UPGRADE

300 SOUTH RIO GRANDE STREET
SALT LAKE CITY, UT 84101

DFCM PROJECT #20229080

STAMP

ISSUE TYPE:	DATE:
BP-01	October 3, 2022

PROJECT NUMBER:	21-031
DRAWN BY:	EHW
CHECKED BY:	ARE

PHASE 1 BASEMENT OVERALL PLUMBING DEMO PLAN

1.PD100

10/3/2022 C:\Users\ehw\Desktop\Autodesk Upgrade\Rio 2022\RIO 21-031 ehw.rvt

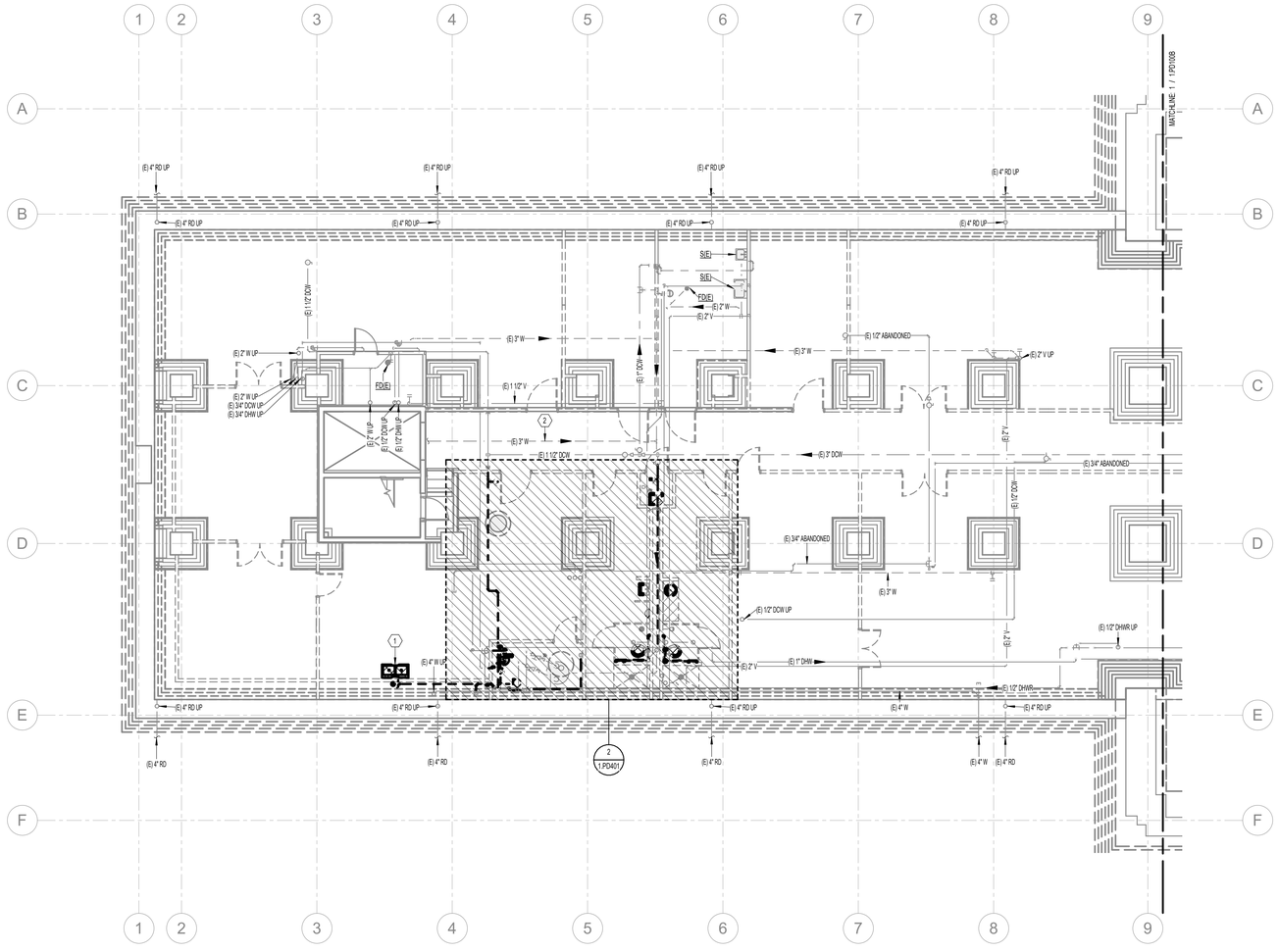

1 PHASE 1 BASEMENT PLUMBING DEMO PLAN AREA A

SCALE: 1/8" = 1'-0"

0 2' 4' 8' 16'

GENERAL NOTES

A. EXISTING DRAWINGS ARE BASED ON CASUAL (NON-INTRUSIVE) FIELD OBSERVATIONS AND PREVIOUS PROJECT RECORD DOCUMENTS. UPON DISCOVERY OF CONDITIONS NOT SHOWN OR IN CONFLICT WITH THESE DRAWINGS THAT AFFECT PROJECT BUDGET AND/OR SCHEDULE, CONTRACTOR SHALL IMMEDIATELY REPORT SUCH CONDITIONS TO THE ARCHITECT/ENGINEER IN WRITING FOR DIRECTION ON HOW TO PROCEED.

B. ITEMS SHOWN DARK AND DASHED SHALL BE DEMOLISHED.

C. ITEMS SHOWN LIGHT AND SHADED SHALL REMAIN.

D. THE BUILDING DOES CONTAIN ASBESTOS AND LEAD BASED PAINT IN VARIOUS BUILDING MATERIALS. ITEMS THAT CONTAIN ASBESTOS AND LEAD BASED PAINT ARE NOT TO BE REMOVED OR OTHERWISE DISTURBED. FOR FURTHER INFORMATION PLEASE CONTACT OWNER'S REPRESENTATIVE R & R ENVIRONMENTAL INC. AT 801-352-2380.

E. HAZARDOUS MATERIAL ABATEMENT TO BE COMPLETED BY OWNER. HAZARDOUS MATERIAL INVENTORY REPORT IS AVAILABLE FOR REFERENCE FROM THE OWNER. CONTRACTOR SHALL NOTIFY OWNER IMMEDIATELY IF SUSPECTED HAZARDOUS MATERIALS ARE ENCOUNTERED AND HAZARDOUS MATERIALS SHALL BE ABATED BY OWNER'S REPRESENTATIVE BEFORE PROCEEDING WITH SELECTIVE DEMOLITION.

F. EXISTING ROOF DRAIN LEADERS LOCATED IN EXTERIOR BUILDING WALLS SHALL REMAIN INTACT THROUGHOUT DEMOLITION. DURING NEW CONSTRUCTION, EXISTING LEADERS SHALL BE ABANDONDED IN PLACE AND REPLACED WITH NEW.

KEYNOTES

1	REMOVE EXISTING PLUMBING FIXTURE. DEMO UTILITIES BACK TO NEAREST ISOLATION VALVE AND CAP.
2	PRESUMED SIZE AND ROUTING OF ELEVATOR PIT DRAIN, VERIFY IN FIELD.

KEY MAP

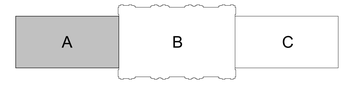

CRSA

ARCHITECTURE · PLANNING · INTERIORS

649 E SOUTH TEMPLE
SALT LAKE CITY, UT 84102
801.355.5915 · www.crsa-us.com

ARCHITECT
CRSA
175 S. MAIN ST., STE. 300
SALT LAKE CITY, UT 84111
C/O ZACH HESLOP
zheslop@crsa-us.com
(801)746-4974

STRUCTURAL ENGINEER
REAVELEY ENGINEERS + ASSOC.
675 EAST 500 SOUTH, SUITE 400
SALT LAKE CITY, UT 84102
C/O JEROD JOHNSON
jjohnson@reaveley.com
(801) 486-3883

MECHANICAL ENGINEER
COLVIN ENGINEERING ASSOC.
505 E. SOUTH TEMPLE
SALT LAKE CITY, UT 84102
C/O ALLEN EVANS
aevans@cea-ut.com
(801) 322-2400

ELECTRICAL ENGINEER
SPECTRUM ENGINEERING
324 STATE ST. STE. 400
SALT LAKE CITY, UT 84102
C/O MICHAEL FACKRELL
michael.fackrell@speceng.com
(801) 328-5151

CM/GC
GRAMOLL CONSTRUCTION
155 S 750 W
NORTH SALT LAKE, UT 84054
C/O JIM GRAMOLL
jim.gramoll@gramoll.com
(801) 295-2341

RIO GRANDE DEPOT SEISMIC UPGRADE

300 SOUTH RIO GRANDE STREET
SALT LAKE CITY, UT 84101

DFCM PROJECT #20229080

STAMP

ISSUE TYPE:	DATE:
BP-01	October 3, 2022
PROJECT NUMBER:	21-031
DRAWN BY:	EHW
CHECKED BY:	ARE

PHASE 1 BASEMENT PLUMBING DEMO PLAN AREA A

1.PD100A

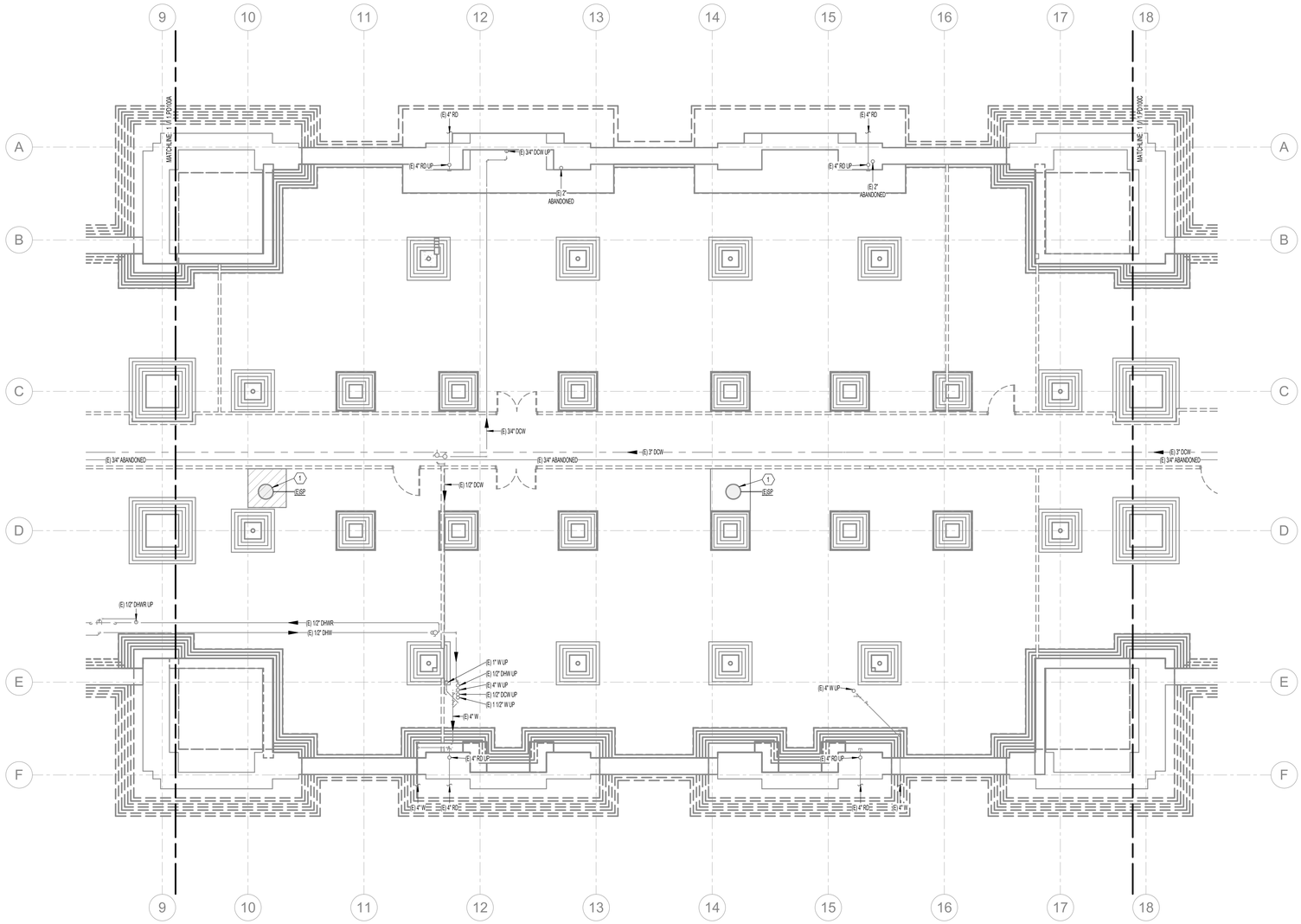

1 PHASE 1 BASEMENT PLUMBING DEMO PLAN AREA B

SCALE: 1/8" = 1'-0"

GENERAL NOTES

A. EXISTING DRAWINGS ARE BASED ON CASUAL (NON-INTRUSIVE) FIELD OBSERVATIONS AND PREVIOUS PROJECT RECORD DOCUMENTS. UPON DISCOVERY OF CONDITIONS NOT SHOWN OR IN CONFLICT WITH THESE DRAWINGS THAT AFFECT PROJECT BUDGET AND/OR SCHEDULE, CONTRACTOR SHALL IMMEDIATELY REPORT SUCH CONDITIONS TO THE ARCHITECT/ENGINEER IN WRITING FOR DIRECTION ON HOW TO PROCEED.

B. ITEMS SHOWN DARK AND DASHED SHALL BE DEMOLISHED.

C. ITEMS SHOWN LIGHT AND SHADED SHALL REMAIN.

D. THE BUILDING DOES CONTAIN ASBESTOS AND LEAD BASED PAINT IN VARIOUS BUILDING MATERIALS. ITEMS THAT CONTAIN ASBESTOS AND LEAD BASED PAINT ARE NOT TO BE REMOVED OR OTHERWISE DISTURBED. FOR FURTHER INFORMATION PLEASE CONTACT OWNER'S REPRESENTATIVE R & R ENVIRONMENTAL INC. AT 801-352-2380.

E. HAZARDOUS MATERIAL ABATEMENT TO BE COMPLETED BY OWNER. HAZARDOUS MATERIAL INVENTORY REPORT IS AVAILABLE FOR REFERENCE FROM THE OWNER. CONTRACTOR SHALL NOTIFY OWNER IMMEDIATELY IF SUSPECTED HAZARDOUS MATERIALS ARE ENCOUNTERED AND HAZARDOUS MATERIALS SHALL BE ABATED BY OWNER'S REPRESENTATIVE BEFORE PROCEEDING WITH SELECTIVE DEMOLITION.

F. EXISTING ROOF DRAIN LEADERS LOCATED IN EXTERIOR BUILDING WALLS SHALL REMAIN INTACT THROUGHOUT DEMOLITION. DURING NEW CONSTRUCTION, EXISTING LEADERS SHALL BE ABANDONDED IN PLACE AND REPLACED WITH NEW.

KEYNOTES

1	EXISTING SUMP TO REMAIN DURING PHASE 01 DEMOLITION.

KEY MAP

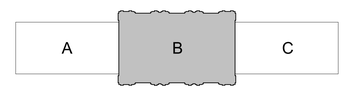

CRSA
ARCHITECTURE · PLANNING · INTERIORS
649 E SOUTH TEMPLE
SALT LAKE CITY, UT 84102
801.355.5915 · www.crsa-us.com

ARCHITECT
CRSA — C/O ZACH HESLOP
175 S. MAIN ST., STE. 300 — zheslop@crsa-us.com
SALT LAKE CITY, UT 84111 — (801)746-4974

STRUCTURAL ENGINEER
REAVELEY ENGINEERS + ASSOC. — C/O JEROD JOHNSON
675 EAST 500 SOUTH, SUITE 400 — jjohnson@reaveley.com
SALT LAKE CITY, UT 84102 — (801) 486-3883

MECHANICAL ENGINEER
COLVIN ENGINEERING ASSOC. — C/O ALLEN EVANS
505 E. SOUTH TEMPLE — aevans@cea-ut.com
SALT LAKE CITY, UT 84102 — (801) 322-2400

ELECTRICAL ENGINEER
SPECTRUM ENGINEERING — C/O MICHAEL FACKRELL
324 STATE ST. STE. 400 — michael.fackrell@speceng.com
SALT LAKE CITY, UT 84102 — (801) 328-5151

CM/GC
GRAMOLL CONSTRUCTION — C/O JIM GRAMOLL
155 S 750 W — jim.gramoll@gramoll.com
NORTH SALT LAKE, UT 84054 — (801) 295-2341

RIO GRANDE DEPOT SEISMIC UPGRADE

300 SOUTH RIO GRANDE STREET
SALT LAKE CITY, UT 84101

DFCM PROJECT #20229080

STAMP

ISSUE TYPE:	DATE:
BP-01	October 3, 2022

PROJECT NUMBER:	21-031
DRAWN BY:	EHW
CHECKED BY:	ARE

PHASE 1 BASEMENT PLUMBING DEMO PLAN AREA B

1.PD100B

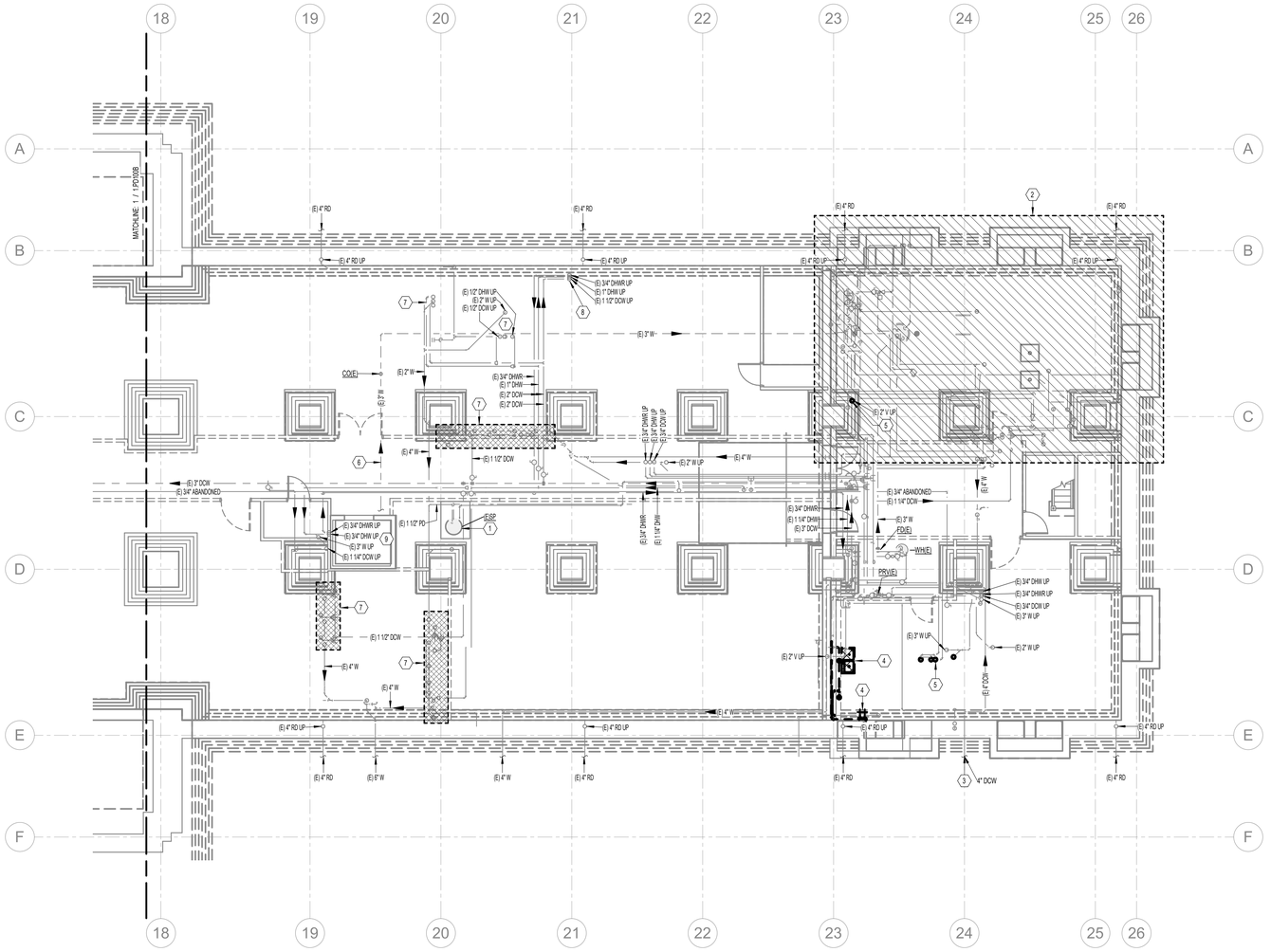

1 PHASE 1 BASEMENT PLUMBING DEMO PLAN AREA C

SCALE: 1/8" = 1'-0"

0' 4' 8' 16'

GENERAL NOTES

A. EXISTING DRAWINGS ARE BASED ON CASUAL (NON-INTRUSIVE) FIELD OBSERVATIONS AND PREVIOUS PROJECT RECORD DOCUMENTS. UPON DISCOVERY OF CONDITIONS NOT SHOWN OR IN CONFLICT WITH THESE DRAWINGS THAT AFFECT PROJECT BUDGET AND/OR SCHEDULE, CONTRACTOR SHALL IMMEDIATELY REPORT SUCH CONDITIONS TO THE ARCHITECT/ENGINEER IN WRITING FOR DIRECTION ON HOW TO PROCEED.

B. ITEMS SHOWN DARK AND DASHED SHALL BE DEMOLISHED.

C. ITEMS SHOWN LIGHT AND SHADED SHALL REMAIN.

D. THE BUILDING DOES CONTAIN ASBESTOS AND LEAD BASED PAINT IN VARIOUS BUILDING MATERIALS. ITEMS THAT CONTAIN ASBESTOS AND LEAD BASED PAINT ARE NOT TO BE REMOVED OR OTHERWISE DISTURBED. FOR FURTHER INFORMATION PLEASE CONTACT OWNER'S REPRESENTATIVE R & R ENVIRONMENTAL INC. AT 801-352-2380.

E. HAZARDOUS MATERIAL ABATEMENT TO BE COMPLETED BY OWNER. HAZARDOUS MATERIAL INVENTORY REPORT IS AVAILABLE FOR REFERENCE FROM THE OWNER. CONTRACTOR SHALL NOTIFY OWNER IMMEDIATELY IF SUSPECTED HAZARDOUS MATERIALS ARE ENCOUNTERED AND HAZARDOUS MATERIALS SHALL BE ABATED BY OWNER'S REPRESENTATIVE BEFORE PROCEEDING WITH SELECTIVE DEMOLITION.

F. EXISTING ROOF DRAIN LEADERS LOCATED IN EXTERIOR BUILDING WALLS SHALL REMAIN INTACT THROUGHOUT DEMOLITION. DURING NEW CONSTRUCTION, EXISTING LEADERS SHALL BE ABANDONDED IN PLACE AND REPLACED WITH NEW.

KEYNOTES

1	EXISTING SUMP TO REMAIN DURING PHASE 01 DEMOLITION.
2	UTILITIES TO EQUIPMENT IN BASEMENT MECHANICAL ROOM SHALL REMAIN ACTIVE TO MAINTAIN BUILDING HEAT THROUGHOUT WINTER WHILE ABATEMENT IS UNDERWAY.
3	4" DOMESTIC WATER ENTRY INTO BASEMENT.
4	REMOVE EXISTING PLUMBING FIXTURE. DEMO UTILITIES BACK TO NEAREST ISOLATION VALVE AND CAP.
5	PLUMBING LINES SERVING FIXTURE(S) ON FLOOR ABOVE. CAP LINES IN BASEMENT.
6	PRESUMED SIZE AND ROUTING OF ELEVATOR PIT DRAIN, VERIFY IN FIELD.
7	WATER AND WASTE PIPING UP TO FIXTURES ON LEVEL ABOVE.
8	DOMESTIC WATER RISERS FROM BASEMENT UP TO ATTIC.
9	PIPE RISERS FROM BASEMENT UP TO ATTIC.

KEY MAP

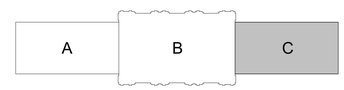

CRSA

ARCHITECTURE · PLANNING · INTERIORS
649 E SOUTH TEMPLE
SALT LAKE CITY, UT 84102
801.355.5915 · www.crsa-us.com

ARCHITECT
CRSA — C/O ZACH HESLOP
175 S. MAIN ST., STE. 300 — zheslop@crsa-us.com
SALT LAKE CITY, UT 84111 — (801)746-4974

STRUCTURAL ENGINEER
REAVELEY ENGINEERS + ASSOC. — C/O JEROD JOHNSON
675 EAST 500 SOUTH, SUITE 400 — jjohnson@reaveley.com
SALT LAKE CITY, UT 84102 — (801) 486-3883

MECHANICAL ENGINEER
COLVIN ENGINEERING ASSOC. — C/O ALLEN EVANS
505 E. SOUTH TEMPLE — aevans@cea-ut.com
SALT LAKE CITY, UT 84102 — (801) 322-2400

ELECTRICAL ENGINEER
SPECTRUM ENGINEERING — C/O MICHAEL FACKRELL
324 STATE ST. STE. 400 — michael.fackrell@speceng.com
SALT LAKE CITY, UT 84102 — (801) 328-5151

CM/GC
GRAMOLL CONSTRUCTION — C/O JIM GRAMOLL
155 S 750 W — jim.gramoll@gramoll.com
NORTH SALT LAKE, UT 84054 — (801) 295-2341

RIO GRANDE DEPOT SEISMIC UPGRADE

300 SOUTH RIO GRANDE STREET
SALT LAKE CITY, UT 84101

DFCM PROJECT #20229080

STAMP

ISSUE TYPE:	DATE:
BP-01	October 3, 2022

PROJECT NUMBER:	21-031
DRAWN BY:	EHW
CHECKED BY:	ARE

PHASE 1 BASEMENT PLUMBING DEMO PLAN AREA C

1.PD100C

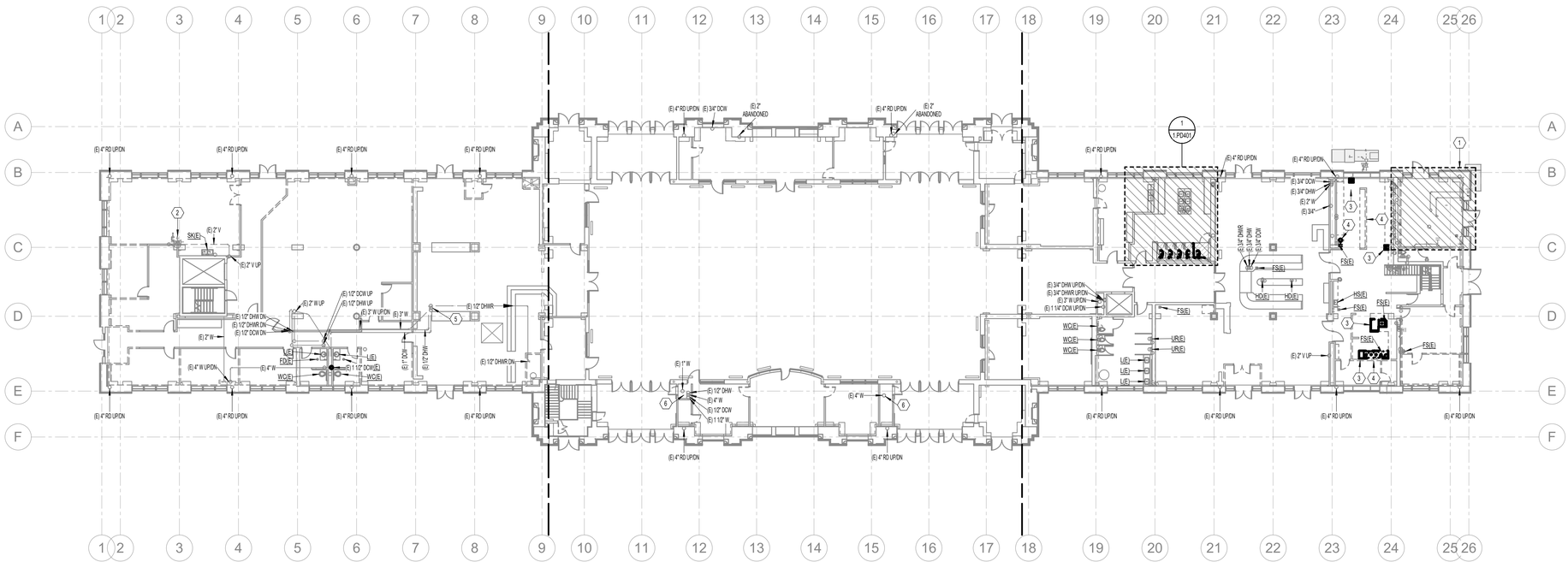

1 PHASE 1 MAIN LEVEL OVERALL PLUMBING DEMO PLAN
SCALE: 1/16" = 1'-0"

GENERAL NOTES

A. EXISTING DRAWINGS ARE BASED ON CASUAL (NON-INTRUSIVE) FIELD OBSERVATIONS AND PREVIOUS PROJECT RECORD DOCUMENTS. UPON DISCOVERY OF CONDITIONS NOT SHOWN OR IN CONFLICT WITH THESE DRAWINGS THAT AFFECT PROJECT BUDGET AND/OR SCHEDULE, CONTRACTOR SHALL IMMEDIATELY REPORT SUCH CONDITIONS TO THE ARCHITECT/ENGINEER IN WRITING FOR DIRECTION ON HOW TO PROCEED.

B. ITEMS SHOWN DARK AND DASHED SHALL BE DEMOLISHED.

C. ITEMS SHOWN LIGHT AND SHADED SHALL REMAIN.

D. THE BUILDING DOES CONTAIN ASBESTOS AND LEAD BASED PAINT IN VARIOUS BUILDING MATERIALS. ITEMS THAT CONTAIN ASBESTOS AND LEAD BASED PAINT ARE NOT TO BE REMOVED OR OTHERWISE DISTURBED. FOR FURTHER INFORMATION PLEASE CONTACT OWNER'S REPRESENTATIVE R & R ENVIRONMENTAL INC. AT 801-352-2380.

E. HAZARDOUS MATERIAL ABATEMENT TO BE COMPLETED BY OWNER. HAZARDOUS MATERIAL INVENTORY REPORT IS AVAILABLE FOR REFERENCE FROM THE OWNER. CONTRACTOR SHALL NOTIFY OWNER IMMEDIATELY IF SUSPECTED HAZARDOUS MATERIALS ARE ENCOUNTERED AND HAZARDOUS MATERIALS SHALL BE ABATED BY OWNER'S REPRESENTATIVE BEFORE PROCEEDING WITH SELECTIVE DEMOLITION.

F. EXISTING ROOF DRAIN LEADERS LOCATED IN EXTERIOR BUILDING WALLS SHALL REMAIN INTACT THROUGHOUT DEMOLITION. DURING NEW CONSTRUCTION, EXISTING LEADERS SHALL BE ABANDONDED IN PLACE AND REPLACED WITH NEW.

KEYNOTES

1	UTILITIES TO EQUIPMENT IN BOILER ROOM SHALL REMAIN ACTIVE TO MAINTAIN BUILDING HEAT.
2	EXISTING SAFETY SHOWER AND MIXING VALVE TO REMAIN.
3	REMOVE EXISTING PLUMBING FIXTURE. DEMO UTILITIES BACK TO NEAREST ISOLATION VALVE AND CAP.
4	REMOVE PLUMBING PIPING IN WALL BEING DEMOLISHED. CAP BACK AT TIE-IN TO MAIN.
5	PLUMBING PIPING UP TO SERVE MOP/SERVICE SINK ON LEVEL ABOVE.
6	EXISTING PIPING UP FROM BELOW. NO FIXTURE(S) CURRENTLY INSTALLED IN SPACE.

KEY MAP

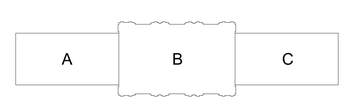

CRSA
ARCHITECTURE · PLANNING · INTERIORS
649 E SOUTH TEMPLE
SALT LAKE CITY, UT 84102
801.355.5915 · www.crsa-us.com

ARCHITECT
CRSA
175 S. MAIN ST., STE. 300
SALT LAKE CITY, UT 84111
C/O ZACH HESLOP
zheslop@crsa-us.com
(801)746-4974

STRUCTURAL ENGINEER
REAVELEY ENGINEERS + ASSOC.
675 EAST 500 SOUTH, SUITE 400
SALT LAKE CITY, UT 84102
C/O JEROD JOHNSON
jjohnson@reaveley.com
(801) 486-3883

MECHANICAL ENGINEER
COLVIN ENGINEERING ASSOC.
505 E. SOUTH TEMPLE
SALT LAKE CITY, UT 84102
C/O ALLEN EVANS
aevans@cea-ut.com
(801) 322-2400

ELECTRICAL ENGINEER
SPECTRUM ENGINEERING
324 STATE ST. STE. 400
SALT LAKE CITY, UT 84102
C/O MICHAEL FACKRELL
michael.fackrell@speceng.com
(801) 328-5151

CM/GC
GRAMOLL CONSTRUCTION
155 S 750 W
NORTH SALT LAKE, UT 84054
C/O JIM GRAMOLL
jim.gramoll@gramoll.com
(801) 295-2341

RIO GRANDE DEPOT SEISMIC UPGRADE

300 SOUTH RIO GRANDE STREET
SALT LAKE CITY, UT 84101

DFCM PROJECT #20229080

STAMP

ISSUE TYPE:	DATE:
BP-01	October 3, 2022

PROJECT NUMBER:	21-031
DRAWN BY:	EHW
CHECKED BY:	ARE

PHASE 1 MAIN LEVEL OVERALL PLUMBING DEMO PLAN

1.PD101

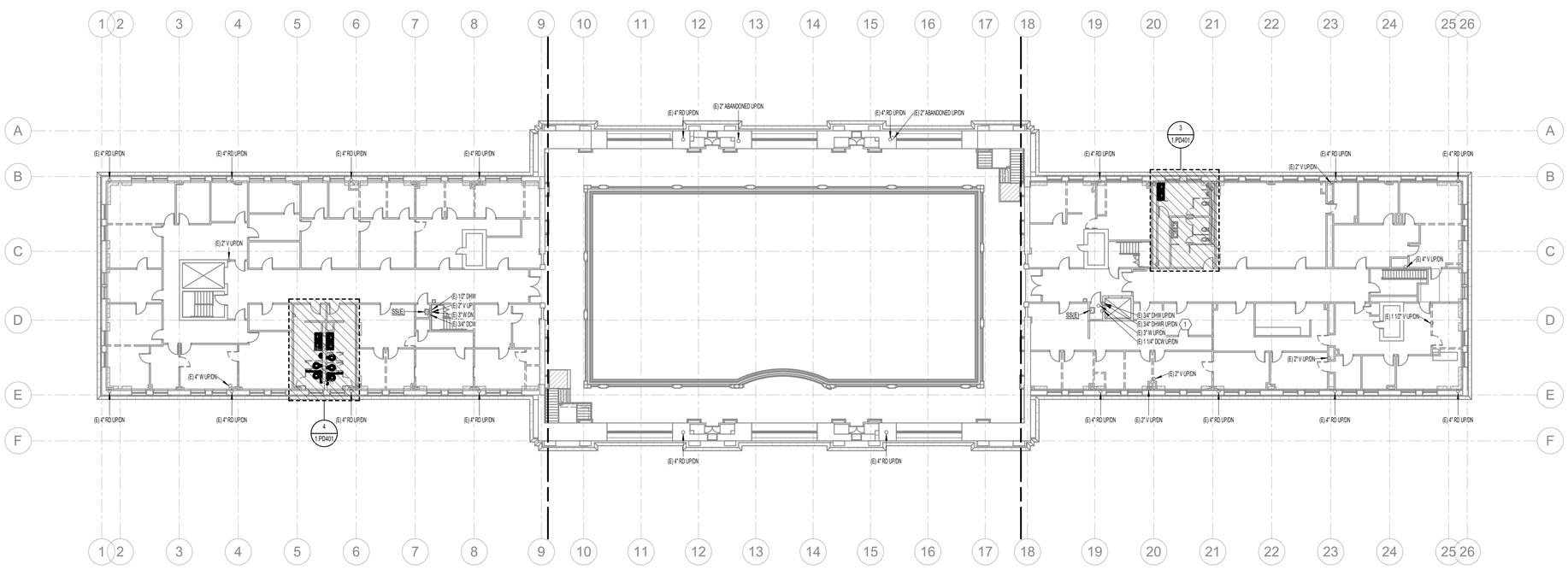

1 PHASE 1 UPPER LEVEL OVERALL PLUMBING DEMO PLAN
SCALE: 1/16" = 1'-0"

GENERAL NOTES

A. EXISTING DRAWINGS ARE BASED ON CASUAL (NON-INTRUSIVE) FIELD OBSERVATIONS AND PREVIOUS PROJECT RECORD DOCUMENTS. UPON DISCOVERY OF CONDITIONS NOT SHOWN OR IN CONFLICT WITH THESE DRAWINGS THAT AFFECT PROJECT BUDGET AND/OR SCHEDULE, CONTRACTOR SHALL IMMEDIATELY REPORT SUCH CONDITIONS TO THE ARCHITECT/ENGINEER IN WRITING FOR DIRECTION ON HOW TO PROCEED.

B. ITEMS SHOWN DARK AND DASHED SHALL BE DEMOLISHED.

C. ITEMS SHOWN LIGHT AND SHADED SHALL REMAIN.

D. THE BUILDING DOES CONTAIN ASBESTOS AND LEAD BASED PAINT IN VARIOUS BUILDING MATERIALS. ITEMS THAT CONTAIN ASBESTOS AND LEAD BASED PAINT ARE NOT TO BE REMOVED OR OTHERWISE DISTURBED. FOR FURTHER INFORMATION PLEASE CONTACT OWNER'S REPRESENTATIVE R & R ENVIRONMENTAL INC. AT 801-352-2380.

E. HAZARDOUS MATERIAL ABATEMENT TO BE COMPLETED BY OWNER. HAZARDOUS MATERIAL INVENTORY REPORT IS AVAILABLE FOR REFERENCE FROM THE OWNER. CONTRACTOR SHALL NOTIFY OWNER IMMEDIATELY IF SUSPECTED HAZARDOUS MATERIALS ARE ENCOUNTERED AND HAZARDOUS MATERIALS SHALL BE ABATED BY OWNER'S REPRESENTATIVE BEFORE PROCEEDING WITH SELECTIVE DEMOLITION.

F. EXISTING ROOF DRAIN LEADERS LOCATED IN EXTERIOR BUILDING WALLS SHALL REMAIN INTACT THROUGHOUT DEMOLITION. DURING NEW CONSTRUCTION, EXISTING LEADERS SHALL BE ABANDONDED IN PLACE AND REPLACED WITH NEW.

KEYNOTES

1	PIPE RISERS FROM BASEMENT UP TO ATTIC.

KEY MAP

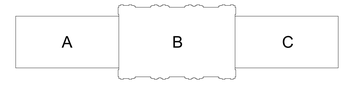

CRSA
ARCHITECTURE · PLANNING · INTERIORS
649 E SOUTH TEMPLE
SALT LAKE CITY, UT 84102
801.355.5915 · www.crsa-us.com

ARCHITECT		
CRSA		C/O ZACH HESLOP
175 S. MAIN ST., STE. 300		zheslop@crsa-us.com
SALT LAKE CITY, UT 84111		(801)746-4974
STRUCTURAL ENGINEER		
REAVELEY ENGINEERS + ASSOC.		C/O JEROD JOHNSON
675 EAST 500 SOUTH, SUITE 400		jjohnson@reaveley.com
SALT LAKE CITY, UT 84102		(801) 486-3883
MECHANICAL ENGINEER		
COLVIN ENGINEERING ASSOC.		C/O ALLEN EVANS
505 E. SOUTH TEMPLE		aevans@cea-ut.com
SALT LAKE CITY, UT 84102		(801) 322-2400
ELECTRICAL ENGINEER		
SPECTRUM ENGINEERING		C/O MICHAEL FACKRELL
324 STATE ST. STE. 400		michael.fackrell@speceng.com
SALT LAKE CITY, UT 84102		(801) 328-5151
CM/GC		
GRAMOLL CONSTRUCTION		C/O JIM GRAMOLL
155 S 750 W		jim.gramoll@gramoll.com
NORTH SALT LAKE, UT 84054		(801) 295-2341

RIO GRANDE DEPOT SEISMIC UPGRADE

300 SOUTH RIO GRANDE STREET
SALT LAKE CITY, UT 84101

DFCM PROJECT #20229080

STAMP

ISSUE TYPE:	DATE:
BP-01	October 3, 2022

PROJECT NUMBER:	21-031
DRAWN BY:	EHW
CHECKED BY:	ARE

PHASE 1 UPPER LEVEL OVERALL PLUMBING DEMO PLAN

1.PD102

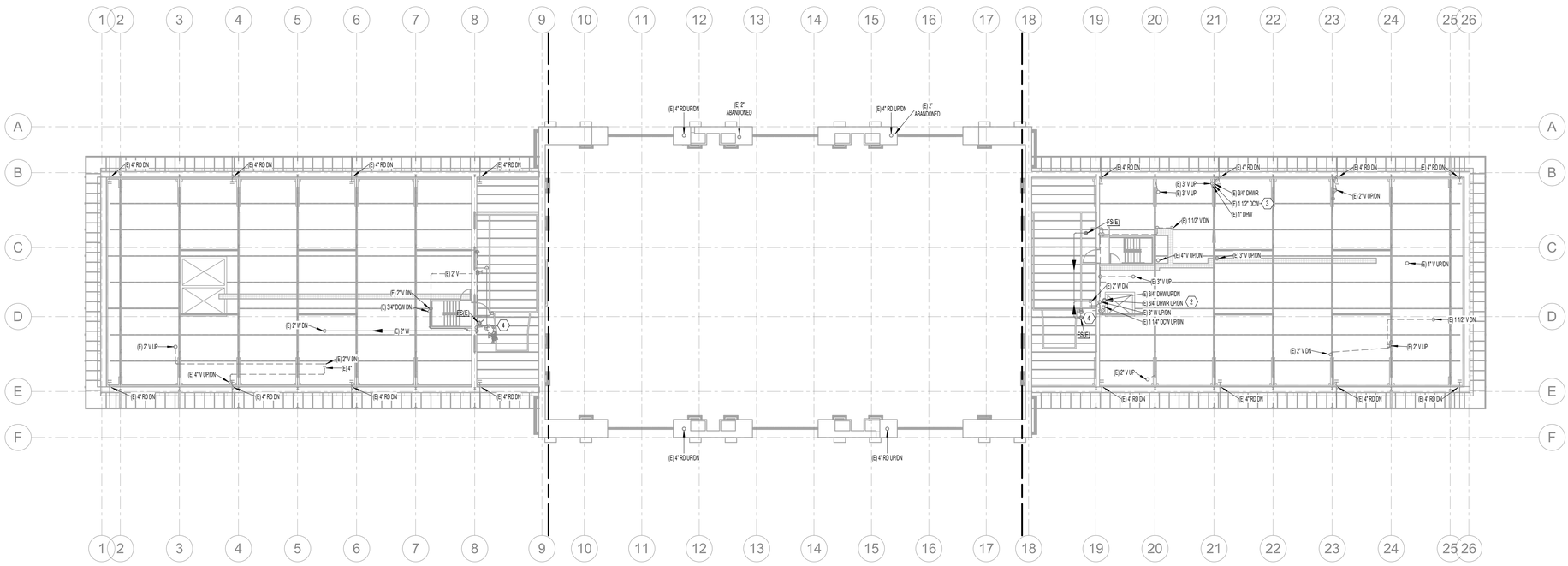

1 PHASE 1 ATTIC OVERALL PLUMBING DEMO PLAN

SCALE: 1/16" = 1'-0"

12" 0 8' 16' 32"

GENERAL NOTES

A. EXISTING DRAWINGS ARE BASED ON CASUAL (NON-INTRUSIVE) FIELD OBSERVATIONS AND PREVIOUS PROJECT RECORD DOCUMENTS. UPON DISCOVERY OF CONDITIONS NOT SHOWN OR IN CONFLICT WITH THESE DRAWINGS THAT AFFECT PROJECT BUDGET AND/OR SCHEDULE, CONTRACTOR SHALL IMMEDIATELY REPORT SUCH CONDITIONS TO THE ARCHITECT/ENGINEER IN WRITING FOR DIRECTION ON HOW TO PROCEED.

B. ITEMS SHOWN DARK AND DASHED SHALL BE DEMOLISHED.

C. ITEMS SHOWN LIGHT AND SHADED SHALL REMAIN.

D. THE BUILDING DOES CONTAIN ASBESTOS AND LEAD BASED PAINT IN VARIOUS BUILDING MATERIALS. ITEMS THAT CONTAIN ASBESTOS AND LEAD BASED PAINT ARE NOT TO BE REMOVED OR OTHERWISE DISTURBED. FOR FURTHER INFORMATION PLEASE CONTACT OWNER'S REPRESENTATIVE R & R ENVIRONMENTAL INC. AT 801-352-2380.

E. HAZARDOUS MATERIAL ABATEMENT TO BE COMPLETED BY OWNER. HAZARDOUS MATERIAL INVENTORY REPORT IS AVAILABLE FOR REFERENCE FROM THE OWNER. CONTRACTOR SHALL NOTIFY OWNER IMMEDIATELY IF SUSPECTED HAZARDOUS MATERIALS ARE ENCOUNTERED AND HAZARDOUS MATERIALS SHALL BE ABATED BY OWNER'S REPRESENTATIVE BEFORE PROCEEDING WITH SELECTIVE DEMOLITION.

F. EXISTING ROOF DRAIN LEADERS LOCATED IN EXTERIOR BUILDING WALLS SHALL REMAIN INTACT THROUGHOUT DEMOLITION. DURING NEW CONSTRUCTION, EXISTING LEADERS SHALL BE ABANDONDED IN PLACE AND REPLACED WITH NEW.

KEYNOTES

1	DOMESTIC COLD WATER FOR HVAC MAKE-UP WATER SUPPLY.
2	PIPE RISERS FROM BASEMENT UP TO ATTIC.
3	DOMESTIC WATER RISERS FROM BASEMENT UP TO ATTIC.
4	EXISTING HVAC MAKE-UP WATER SUPPLY.

KEY MAP

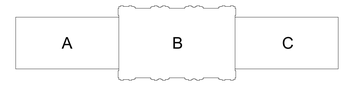

CRSA
ARCHITECTURE · PLANNING · INTERIORS
649 E SOUTH TEMPLE
SALT LAKE CITY, UT 84102
801.355.5915 · www.crsa-us.com

ARCHITECT
CRSA
175 S. MAIN ST., STE. 300
SALT LAKE CITY, UT 84111
C/O ZACH HESLOP
zheslop@crsa-us.com
(801)746-4974

STRUCTURAL ENGINEER
REAVELEY ENGINEERS + ASSOC.
675 EAST 500 SOUTH, SUITE 400
SALT LAKE CITY, UT 84102
C/O JEROD JOHNSON
jjohnson@reaveley.com
(801) 486-3883

MECHANICAL ENGINEER
COLVIN ENGINEERING ASSOC.
505 E. SOUTH TEMPLE
SALT LAKE CITY, UT 84102
C/O ALLEN EVANS
aevans@cea-ut.com
(801) 322-2400

ELECTRICAL ENGINEER
SPECTRUM ENGINEERING
324 STATE ST. STE. 400
SALT LAKE CITY, UT 84102
C/O MICHAEL FACKRELL
michael.fackrell@speceng.com
(801) 328-5151

CM/GC
GRAMOLL CONSTRUCTION
155 S 750 W
NORTH SALT LAKE, UT 84054
C/O JIM GRAMOLL
jim.gramoll@gramoll.com
(801) 295-2341

RIO GRANDE DEPOT SEISMIC UPGRADE

300 SOUTH RIO GRANDE STREET
SALT LAKE CITY, UT 84101

DFCM PROJECT #20229080

STAMP

ISSUE TYPE:	DATE:
BP-01	October 3, 2022
1	
PROJECT NUMBER:	21-031
DRAWN BY:	EHW
CHECKED BY:	ARE

PHASE 1 ATTIC OVERALL PLUMBING DEMO PLAN

1.PD103

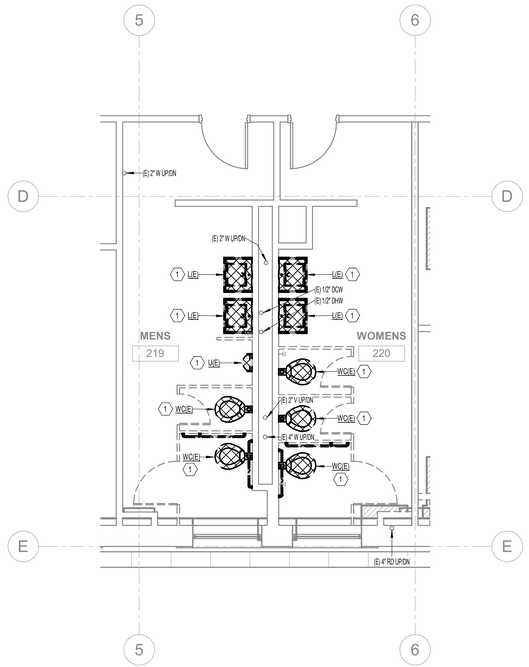

PHASE 1 ENLARGED PLUMBING DEMO PLAN - UPPER LEVEL SOUTH WING RESTROOMS

4 SCALE: 1/4" = 1'-0"

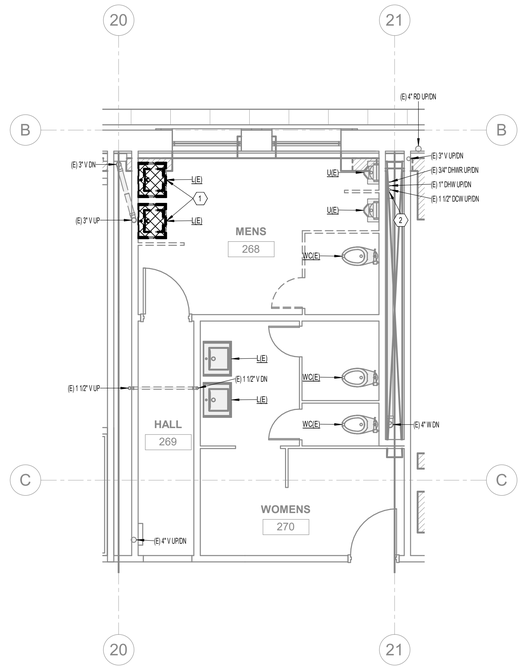

PHASE 1 ENLARGED PLUMBING DEMO PLAN - UPPER LEVEL NORTH WING RESTROOMS

3 SCALE: 1/4" = 1'-0"

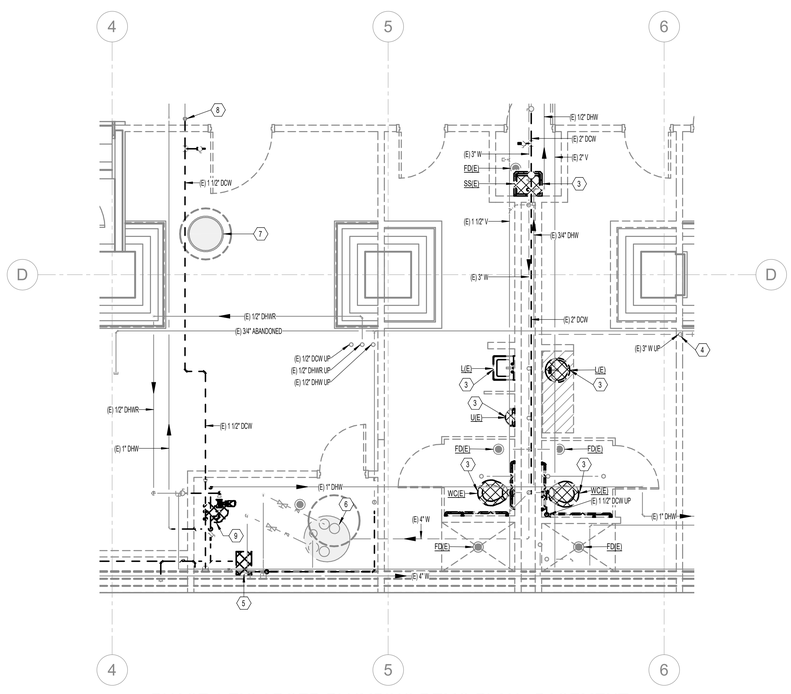

PHASE 1 ENLARGED PLUMBING DEMO PLAN - BASEMENT RESTROOMS

2 SCALE: 1/4" = 1'-0"

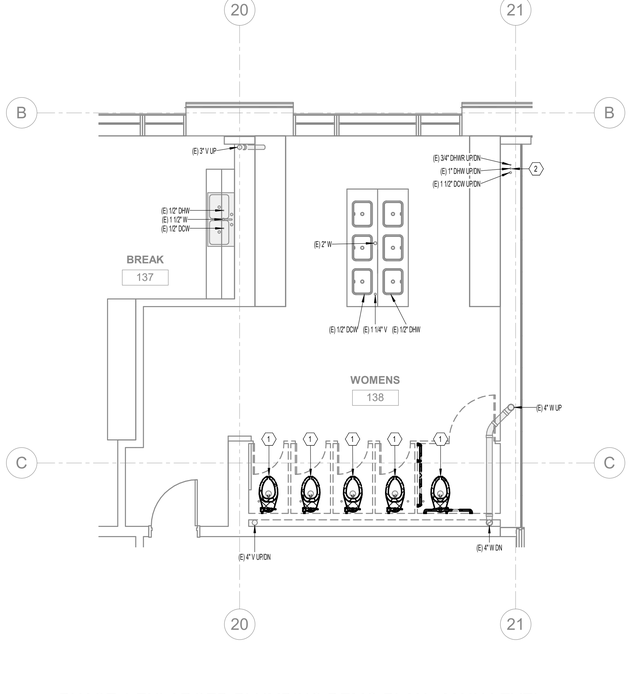

PHASE 1 ENLARGED PLUMBING DEMO PLAN - MAIN LEVEL NORTH WING WOMEN'S RESTROOM

1 SCALE: 1/4" = 1'-0"

GENERAL NOTES

A. EXISTING DRAWINGS ARE BASED ON CASUAL (NON-INTRUSIVE) FIELD OBSERVATIONS AND PREVIOUS PROJECT RECORD DOCUMENTS. UPON DISCOVERY OF CONDITIONS NOT SHOWN OR IN CONFLICT WITH THESE DRAWINGS THAT AFFECT PROJECT BUDGET AND/OR SCHEDULE, CONTRACTOR SHALL IMMEDIATELY REPORT SUCH CONDITIONS TO THE ARCHITECT/ENGINEER IN WRITING FOR DIRECTION ON HOW TO PROCEED.

B. ITEMS SHOWN DARK AND DASHED SHALL BE DEMOLISHED.

C. ITEMS SHOWN LIGHT AND SHADED SHALL REMAIN.

D. THE BUILDING DOES CONTAIN ASBESTOS AND LEAD BASED PAINT IN VARIOUS BUILDING MATERIALS. ITEMS THAT CONTAIN ASBESTOS AND LEAD BASED PAINT ARE NOT TO BE REMOVED OR OTHERWISE DISTURBED. FOR FURTHER INFORMATION PLEASE CONTACT OWNER'S REPRESENTATIVE R & R ENVIRONMENTAL INC. AT 801-352-2380.

E. HAZARDOUS MATERIAL ABATEMENT TO BE COMPLETED BY OWNER. HAZARDOUS MATERIAL INVENTORY REPORT IS AVAILABLE FOR REFERENCE FROM THE OWNER. CONTRACTOR SHALL NOTIFY OWNER IMMEDIATELY IF SUSPECTED HAZARDOUS MATERIALS ARE ENCOUNTERED AND HAZARDOUS MATERIALS SHALL BE ABATED BY OWNER'S REPRESENTATIVE BEFORE PROCEEDING WITH SELECTIVE DEMOLITION.

F. EXISTING ROOF DRAIN LEADERS LOCATED IN EXTERIOR BUILDING WALLS SHALL REMAIN INTACT THROUGHOUT DEMOLITION. DURING NEW CONSTRUCTION, EXISTING LEADERS SHALL BE ABANDONDED IN PLACE AND REPLACED WITH NEW.

KEYNOTES

1	REMOVE AND RETAIN EXISTING PLUMBING FIXTURE. TEMPORARILY CAP EXISTING WATER AND WASTE LINES AT OR BELOW FLOOR AND/OR WALL FOR FUTURE RECONNECTION.
2	PIPE RISERS FROM BASEMENT UP TO ATTIC.
3	REMOVE EXISTING PLUMBING FIXTURE. DEMO UTILITIES BACK TO NEAREST ISOLATION VALVE AND CAP.
4	WASTE PIPING IN DEMOLISHED WALL TO REMAIN.
5	REMOVE EXISTING INTERCEPTOR AND ASSOCIATED INLET/OUTLET PIPING.
6	EXISTING SEWAGE EJECTOR SYSTEM TO REMAIN DURING PHASE 01 DEMOLITION.
7	EXISTING SUMP TO REMAIN DURING PHASE 01 DEMOLITION.
8	EXISTING BALL VALVE IN DROP.
9	REMOVE EXISTING WATER HEATER. DEMO UTILITIES BACK TO NEAREST ISOLATION VALVE AND CAP.

CRSA
ARCHITECTURE · PLANNING · INTERIORS
649 E SOUTH TEMPLE
SALT LAKE CITY, UT 84102
801.355.5915 · www.crsa-us.com

ARCHITECT
CRSA — C/O ZACH HESLOP
175 S. MAIN ST., STE. 300 — zheslop@crsa-us.com
SALT LAKE CITY, UT 84111 — (801)746-4974

STRUCTURAL ENGINEER
REAVELEY ENGINEERS + ASSOC. — C/O JEROD JOHNSON
675 EAST 500 SOUTH, SUITE 400 — jjohnson@reaveley.com
SALT LAKE CITY, UT 84102 — (801) 486-3883

MECHANICAL ENGINEER
COLVIN ENGINEERING ASSOC. — C/O ALLEN EVANS
505 E. SOUTH TEMPLE — aevans@cea-ut.com
SALT LAKE CITY, UT 84102 — (801) 322-2400

ELECTRICAL ENGINEER
SPECTRUM ENGINEERING — C/O MICHAEL FACKRELL
324 STATE ST. STE. 400 — michael.fackrell@speceng.com
SALT LAKE CITY, UT 84102 — (801) 328-5151

CM/GC
GRAMOLL CONSTRUCTION — C/O JIM GRAMOLL
155 S 750 W — jim.gramoll@gramoll.com
NORTH SALT LAKE, UT 84054 — (801) 295-2341

RIO GRANDE DEPOT SEISMIC UPGRADE

300 SOUTH RIO GRANDE STREET
SALT LAKE CITY, UT 84101

DFCM PROJECT #20229080

STAMP

ISSUE TYPE:	DATE:
BP-01	October 3, 2022

PROJECT NUMBER:	21-031
DRAWN BY:	Author
CHECKED BY:	Checker

PHASE 1 ENLARGED PLUMBING DEMO PLANS

1.PD401

MECHANICAL LEGEND

NOTE: NOT ALL SYMBOLS WILL BE USED ON SHEETS.

BURIED OR UNDERFLOOR DUCT	
DUCT SIZE (IN)FIRST FIGURE IS SIDE SHOWN	18/12
FLEXIBLE DUCT (HELICAL)	
FLEXIBLE DUCT CONNECTION	
SPIN-IN W/ MVD	
AIR FLOW STATION	
COMBINATION FIRE/SMOKE DAMPER	
FIRE DAMPER	
GRAVITY BACKDRAFT DAMPER	
MANUAL VOLUME DAMPER	
MOTORIZED DAMPER	
SMOKE DAMPER	
THERMOSTAT OR TEMP SENSOR W/ EQUIPMENT TAG	XX
RADIAL SUPPLY DIFFUSERS	
RETURN GRILLE	
SUPPLY DIFFUSER	
SUPPLY SLOT DIFFUSER	
DUCT TRANSITION	
ELBOW W/ TURNING VANES	
TEE W/ 45° ENTRY	
WYE W/ 45° ENTRY	
EXHAUST AIR DUCT DOWN	
EXHAUST AIR DUCT SECTION	
EXHAUST AIR DUCT UP	
RETURN AIR DUCT DOWN	
RETURN AIR DUCT SECTION	
RETURN AIR DUCT UP	
SUPPLY AIR DUCT DOWN	
SUPPLY AIR DUCT SECTION	
SUPPLY AIR DUCT UP	
FIRE DEPT. HORN & LIGHT	
FIRE HOSE CABINET	
POST TYPE FDC CONNECTION	
WALL TYPE FDC CONNECTION	
YARD HYDRANT	
FLOOR DRAIN	
FLOOR OR GRADE CLEANOUT	
FLOOR SINK	
GRADE CLEANOUT W/ CONCRETE PAD	
HOSE BIBB OR SILLCOCK	
MANHOLE	
REDUCED PRESSURE BACKFLOW PREVENTOR	RPBP
VENT THROUGH THE ROOF	
WALL CLEANOUT	SH
EXPANSION JOINT	
FLEXIBLE PIPE CONNECTION	
HEAT TRACING	

CHILLED WATER RETURN	X" CHR
CHILLED WATER SUPPLY	X" CHS
CONDENSER WATER RETURN	X" CR
CONDENSER WATER SUPPLY	X" CS
HEATING WATER RETURN	X" HWR
HEATING WATER SUPPLY	X" HWS
RADIANT FLOOR RETURN	X" RFR
RADIANT FLOOR SUPPLY	X" RFS
REFRIGERANT LIQUID	X" RL
REFRIGERANT SUCTION	X" RS
SNOWMELT RETURN	X" SMR
SNOWMELT SUPPLY	X" SMS
STEAM	X" S
STEAM CONDENSATE RETURN	X" SCR
GROUND LOOP RETURN	X" GLR
GROUND LOOP SUPPLY	X" GLS
HOT GAS	X" HG
HOT GAS BYPASS	X" HGBP
AQUASTAT	
FLOW SWITCH	
IN-LINE PUMP	
PRESSURE GAUGE W/ GAUGE COCK	
STRAINER	
TEMPERATURE & PRESSURE TEST PLUG	
TEMPERATURE SENSING WELL	
THERMOMETER	
VENTURI FLOW METER	
DIRECTION OF FLOW	
ELBOW DOWN	
ELBOW UP	
PIPE CAP	
REDUCER	
TEE DOWN	
UNION	
CONDENSATE DRAIN	X" D
DOMESTIC COLD WATER	X" DCW
DOMESTIC HOT WATER	X" DHW
DOMESTIC HOT WATER RECIRC.	X" DHWR
FIRE SERVICE	X" F
GREASE WASTE ABOVE GRADE	X" GW
GREASE WASTE BELOW GRADE	X" GW
NATURAL GAS	X" G
OVERFLOW DRAIN	X" OD
ROOF DRAIN	X" RD
SANITARY (PLBG) VENT	X" V
SANITARY WASTE ABOVE GRADE	X" W
SANITARY WASTE BELOW GRADE	X" W

COMPRESSED AIR	X" CA
TEMPERED WATER	X" T
ARGON	X" AR
CARBON DIOXIDE	X" CO2
DEIONIZED WATER RETURN	X" DI
DEIONIZED WATER SUPPLY	X" DIR
FUEL OIL RETURN	X" FOR
FUEL OIL SUPPLY	X" FOS
HELIUM	X" HE
HYDROGEN	X" H
INDUSTRIAL WATER (NON-POTABLE)	X" IW
MEDICAL AIR	X" MA
NITROGEN	X" N
NITROUS OXIDE	X" N2O
OXYGEN	X" O2
PROPANE	X" P
REVERSE OSMOSIS	X" RO
VACUUM	X" VAC
WATER TREATMENT	X" WT
ACCESS PANEL	
CARBON DIOXIDE SENSOR	
CARBON MONOXIDE SENSOR	
HUMIDISTAT OR HUMIDITY SENSOR	
NITROGEN DIOXIDE SENSOR	
POINT OF CONNECTION TO EXISTING	
POINT OF REMOVAL FROM EXISTING	
AIR VENT (AUTOMATIC)	
AUTOMATIC CONTROL VALVE (2-WAY)	
AUTOMATIC CONTROL VALVE (3-WAY)	
BALL VALVE	
BUTTERFLY VALVE	
CALIBRATED BALANCE VALVE	
CHECK (SWING OR LIFT AS REQ'D) VALVE	
CURB COCK	
GAS COCK	
GATE OS & Y PATTERN VALVE	
GATE VALVE	
MOTORIZED ACTUATOR	M
P&T RELIEF VALVE	
PET COCK OR GAUGE COCK	
PLUG VALVE	
PRESSURE REDUCING VALVE	
SOLENOID VALVE	
THERMAL EXPANSION VALVE	
DETAIL TAG	SECTION NO. / DRAWING NO.
KEYED NOTE	NOTE NO.
SECTION CUT LINE	DETAIL NO. / DRAWING NO.

ABBREVIATIONS

	NOTE: NOT ALL ABBREVIATIONS WILL BE USED ON SHEETS.
AD	ACCESS DOOR
AF	AIRFOIL
AFF	ABOVE FINISHED FLOOR
ALT	ALTERNATE
BI	BACKWARD INCLINE
BOD	BOTTOM OF DUCT
BOP	BOTTOM OF PIPE
BTUH	BRITISH THERMAL UNITS PER HOUR
CAP	CAPACITY
CAS	COMBUSTION AIR SUPPLY
CBV	CALIBRATED BALANCE VALVE
CFM	CUBIC FEET PER MINUTE
CV	CONSTANT VOLUME
CV	CONTROL VALVE
DB	DRY BULB
DCW	DOMESTIC COLD WATER
DF	DRINKING FOUNTAIN
DHW	DOMESTIC HOT WATER
DHWR	DOMESTIC HOT WATER RECIRC
DIA	DIAMETER
DN	DOWN
DSN	DOWN SPOUT NOZZLE
DW	DISHWASHER
E	EXISTING
EA	EACH OR EXHAUST AIR
EAT	ENTERING AIR TEMPERATURE
EFF	EFFICIENCY
ELEV	ELEVATION
ENCL	ENCLOSURE
ESP	EXTERNAL STATIC PRESSURE
ET	EXPANSION TANK
EWC	ELECTRIC WATER COOLER
EWT	ENTERING WATER TEMPERATURE
FCO	FLOOR CLEAN OUT
FD	FLOOR DRAIN
FO	FLAT OVAL
FPM	FEET PER MINUTE
FS	FLOOR SINK
FT	FEET
FV	FACE VELOCITY
GA	GAUGE
GAL	GALLON
GD	GARAGE DRAIN
GEA	GREASE EXHAUST AIR
GPM	GALLONS PER MINUTE
HP	HORSE POWER
HR	HOUR
HT	HEIGHT
IN	INCH
IN WC	INCHES OF WATER COLUMN
IN WG	INCHES OF WATER GAUGE
L	LAVATORY OR LOUVER
LAT	LEAVING AIR TEMPERATURE
LBS	POUNDS
LWT	LEAVING WATER TEMPERATURE
MAX	MAXIMUM
MBH	THOUSAND BRITISH THERMAL UNITS
MECH	MECHANICAL
MIN	MINIMUM
MPSA	MEDUIM PRESSURE SUPPLY AIR
MUA	MAKE-UP AIR
MVD	MANUAL VOLUME DAMPER
NC	NOISE CRITERIA OR NORMALLY CLOSED
NIC	NOT IN CONTRACT
NO	NUMBER
NOM	NOMINAL
NTS	NOT TO SCALE
OA	OUTSIDE AIR
OBD	OPPOSED BLADE DAMPER
OD	OVERFLOW DRAIN
OFCI	OWNER FURNISHED, CONTRACTOR INSTALLED
OFOI	OWNER FURNISHED, OWNER INSTALLED
PD	PRESSURE DROP
PG	PROPYLENE GLYCOL
POC	POINT OF CONNECTION
PRV	PRESSURE REDUCING VALVE
PSI	POUNDS PER SQUARE INCH
PSIG	POUNDS PER SQUARE INCH GAUGE
RA	RETURN AIR
RAD	RADIUS
RD	ROOF DRAIN
RLF	RELIEF AIR
RPBP	REDUCED PRESSURE BACKFLOW PREVENTOR
SA	SUPPLY AIR OR SHOCK ARRESTOR
SEN	SENSIBLE
SF	SQUARE FEET
SIM	SIMILAR
SL	SEA LEVEL
SP	STATIC PRESSURE
SS	SERVICE SINK OR STAINLESS STEEL
TA	TRANSFER AIR
TOD	TOP OF DUCT
TSP	TOTAL STATIC PRESSURE
TYP.	TYPICAL
U	URINAL
V	VENT
VAV	VARIABLE AIR VOLUME
VD	VOLUME DAMPER
VENT	FLUE VENT
VFD	VARIABLE FREQUENCY DRIVE
VOL	VOLUME
VTR	VENT THROUGH THE ROOF
W	WASTE
W/	WITH
W/O	WITHOUT
WB	WET BULB
WC	WATER CLOSET
WCO	WALL CLEANOUT
WHA	WATER HAMMER ARRESTOR
WPD	WATER PRESSURE DROP
WT	WEIGHT
Ø	ROUND OR DIAMETER

DRAWING INDEX - MECHANICAL BP-01

#	SHEET NAME
M001	MECHANICAL LEGEND, SYMBOLS & ABBREVIATIONS BP-01
1.MD100	PHASE 1 BASEMENT OVERALL MECHANICAL DEMO PLAN
1.MD100A	PHASE 1 BASEMENT MECHANICAL DEMO PLAN AREA A
1.MD100B	PHASE 1 BASEMENT MECHANICAL DEMO PLAN AREA B
1.MD100C	PHASE 1 BASEMENT MECHANICAL DEMO PLAN AREA C
1.MD101	PHASE 1 MAIN LEVEL OVERALL MECHANICAL DEMO PLAN
1.MD101A	PHASE 1 MAIN LEVEL MECHANICAL DEMO PLAN AREA A
1.MD101B	PHASE 1 MAIN LEVEL MECHANICAL DEMO PLAN AREA B
1.MD101C	PHASE 1 MAIN LEVEL MECHANICAL DEMO PLAN AREA C
1.MD102	PHASE 1 UPPER LEVEL OVERALL MECHANICAL DEMO PLAN
1.MD102A	PHASE 1 UPPER LEVEL MECHANICAL DEMO PLAN AREA A
1.MD102B	PHASE 1 UPPER LEVEL MECHANICAL DEMO PLAN AREA B
1.MD102C	PHASE 1 UPPER LEVEL MECHANICAL DEMO PLAN AREA C
1.MD103	PHASE 1 ATTIC OVERALL MECHANICAL DEMO PLAN
1.MD103A	PHASE 1 ATTIC MECHANICAL DEMO PLAN AREA A
1.MD103B	PHASE 1 ATTIC MECHANICAL DEMO PLAN AREA B
1.MD103C	PHASE 1 ATTIC MECHANICAL DEMO PLAN AREA C
1.MD401	PHASE 1 ENLARGED MECHANICAL DEMO PLANS

CRSA

ARCHITECTURE · PLANNING · INTERIORS
649 E SOUTH TEMPLE
SALT LAKE CITY, UT 84102
801.355.5915 · www.crsa-us.com

ARCHITECT
CRSA — C/O ZACH HESLOP
175 S. MAIN ST., STE. 300 — zheslop@crsa-us.com
SALT LAKE CITY, UT 84111 — (801)746-4974

STRUCTURAL ENGINEER
REAVELEY ENGINEERS + ASSOC. — C/O JEROD JOHNSON
675 EAST 500 SOUTH, SUITE 400 — jjohnson@reaveley.com
SALT LAKE CITY, UT 84102 — (801) 486-3883

MECHANICAL ENGINEER
COLVIN ENGINEERING ASSOC. — C/O ALLEN EVANS
505 E. SOUTH TEMPLE — aevans@cea-ut.com
SALT LAKE CITY, UT 84102 — (801) 322-2400

ELECTRICAL ENGINEER
SPECTRUM ENGINEERING — C/O MICHAEL FACKRELL
324 STATE ST. STE. 400 — michael.fackrell@speceng.com
SALT LAKE CITY, UT 84102 — (801) 328-5151

CM/GC
GRAMOLL CONSTRUCTION — C/O JIM GRAMOLL
155 S 750 W — jim.gramoll@gramoll.com
NORTH SALT LAKE, UT 84054 — (801) 295-2341

RIO GRANDE DEPOT SEISMIC UPGRADE

300 SOUTH RIO GRANDE STREET
SALT LAKE CITY, UT 84101

DFCM PROJECT #20229080

STAMP



ISSUE TYPE:	DATE:
BP-01	October 3, 2022

PROJECT NUMBER:	21-031
DRAWN BY:	EHW
CHECKED BY:	ARE

MECHANICAL LEGEND, SYMBOLS & ABBREVIATIONS BP-01

M001

M001.dwg, J:\Projects\Rio Grande Depot\Drawings\Mechanical\M001.dwg, 10/3/2022 11:01:38 AM, Ehw

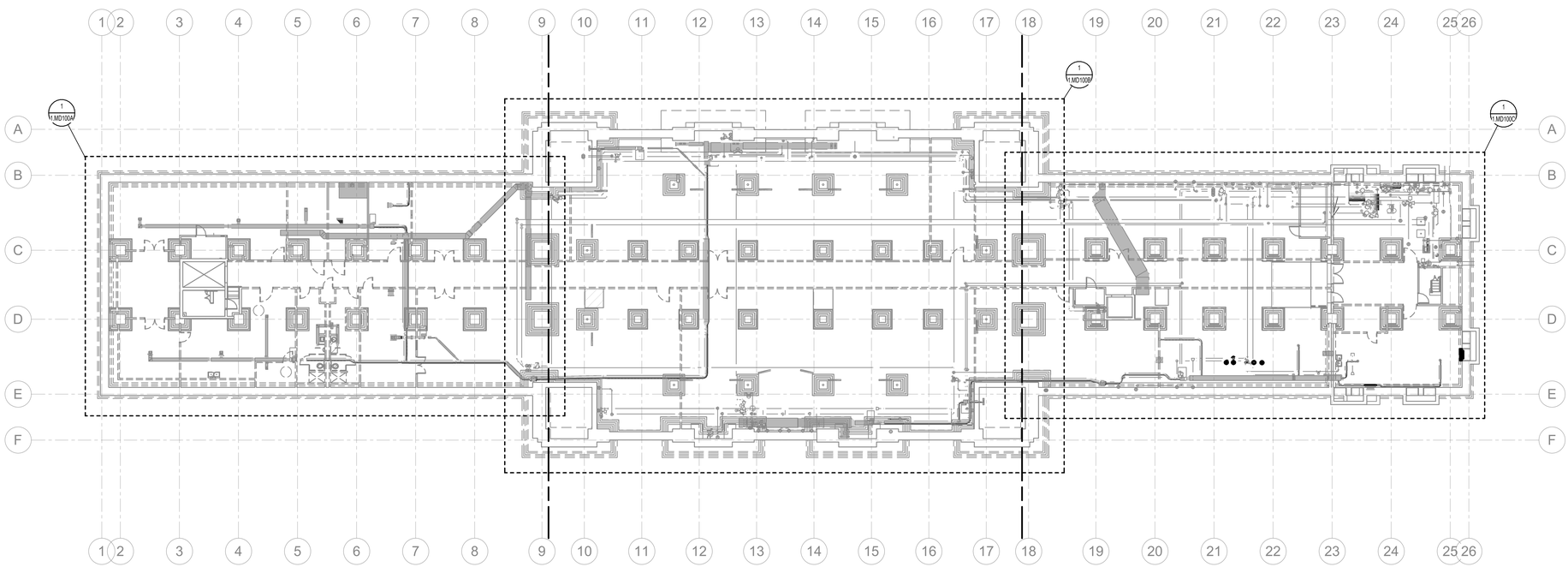

1 PHASE 1 BASEMENT OVERALL MECHANICAL DEMO PLAN
SCALE: 1/16" = 1'-0"

GENERAL NOTES

A. EXISTING DRAWINGS ARE BASED ON CASUAL (NON-INTRUSIVE) FIELD OBSERVATIONS AND PREVIOUS PROJECT RECORD DOCUMENTS. UPON DISCOVERY OF CONDITIONS NOT SHOWN OR IN CONFLICT WITH THESE DRAWINGS THAT AFFECT PROJECT BUDGET AND/OR SCHEDULE, CONTRACTOR SHALL IMMEDIATELY REPORT SUCH CONDITIONS TO THE ARCHITECT/ENGINEER IN WRITING FOR DIRECTION ON HOW TO PROCEED.

B. ITEMS SHOWN DARK AND DASHED SHALL BE DEMOLISHED.

C. ITEMS SHOWN LIGHT AND SHADED SHALL REMAIN.

D. THE BUILDING DOES CONTAIN ASBESTOS AND LEAD BASED PAINT IN VARIOUS BUILDING MATERIALS. ITEMS THAT CONTAIN ASBESTOS AND LEAD BASED PAINT ARE NOT TO BE REMOVED OR OTHERWISE DISTURBED. FOR FURTHER INFORMATION PLEASE CONTACT OWNER'S REPRESENTATIVE R & R ENVIRONMENTAL INC. AT 801-352-2380.

E. HAZARDOUS MATERIAL ABATEMENT TO BE COMPLETED BY OWNER. HAZARDOUS MATERIAL INVENTORY REPORT IS AVAILABLE FOR REFERENCE FROM THE OWNER. CONTRACTOR SHALL NOTIFY OWNER IMMEDIATELY IF SUSPECTED HAZARDOUS MATERIALS ARE ENCOUNTERED AND HAZARDOUS MATERIALS SHALL BE ABATED BY OWNER'S REPRESENTATIVE BEFORE PROCEEDING WITH SELECTIVE DEMOLITION.

F. BUILDING HVAC HEATING SYSTEM SHALL BE KEPT OPERATIONAL DURING DEMOLITION AND ABATEMENT TO MAINTAIN BUILDING HEAT AND PROVIDE FREEZE PROTECTION. CONTRACTOR SHALL PROVIDE ADDITIONAL TEMPORARY/SUPPLEMENTAL HEATING AS NECESSARY TO MAINTAIN INDOOR TEMPERATURES IN ACCORDANCE WITH DFCM STANDARDS.

G. PER THE HAZARDOUS MATERIALS REPORT, GRAY & GREEN DUCT SEALANT ON SITE IS HAZARDOUS AND MUST BE ABATED. GENERALLY, THE HAZARDOUS DUCT SEALANT WAS OBSERVED ON ROUND AND FLAT OVAL DUCTWORK. ALL DUCTWORK DEMOLITION TO BE PERFORMED BY ABATEMENT CONTRACTOR.

H. WHERE DUCTWORK WITH HAZARDOUS DUCT SEALANT PENETRATES A WALL SHOWN TO BE DEMOLISHED IN PHASE 01, LEAVE MIN. 2'-0" UNDISTURBED MATERIAL AROUND DUCTWORK TO MINIMIZE RISK OF A HAZARDOUS MATERIAL SPILL.

I. WHERE NOTED ON PLANS, CONTRACTOR SHALL SALVAGE EXISTING ORNAMENTAL HVAC SUPPLY/RETURN REGISTERS LOCATED IN CAFE AREA AND ELSEWHERE THROUGHOUT BUILDING. CONTRACTOR SHALL TAG AND LOG EACH REGISTER'S ORIGINAL INSTALLATION LOCATION AND FUNCTION. UPON DISCOVERY OF ADDITIONAL ORNAMENTAL SUPPLY/RETURN REGISTERS NOT NOTED ON PLANS, CONTRACTOR SHALL CONTACT ARCHITECT/ENGINEER FOR DIRECTION.

KEY MAP



CRSA
ARCHITECTURE · PLANNING · INTERIORS
649 E SOUTH TEMPLE
SALT LAKE CITY, UT 84102
801.355.5915 · www.crsa-us.com

ARCHITECT
CRSA
175 S. MAIN ST., STE. 300
SALT LAKE CITY, UT 84111
C/O ZACH HESLOP
zheslop@crsa-us.com
(801)746-4974

STRUCTURAL ENGINEER
REAVELEY ENGINEERS + ASSOC.
675 EAST 500 SOUTH, SUITE 400
SALT LAKE CITY, UT 84102
C/O JEROD JOHNSON
jjohnson@reaveley.com
(801) 486-3883

MECHANICAL ENGINEER
COLVIN ENGINEERING ASSOC.
505 E. SOUTH TEMPLE
SALT LAKE CITY, UT 84102
C/O ALLEN EVANS
aevans@cea-ut.com
(801) 322-2400

ELECTRICAL ENGINEER
SPECTRUM ENGINEERING
324 STATE ST. STE. 400
SALT LAKE CITY, UT 84102
C/O MICHAEL FACKRELL
michael.fackrell@speceng.com
(801) 328-5151

CM/GC
GRAMOLL CONSTRUCTION
155 S 750 W
NORTH SALT LAKE, UT 84054
C/O JIM GRAMOLL
jim.gramoll@gramoll.com
(801) 295-2341

RIO GRANDE DEPOT SEISMIC UPGRADE

300 SOUTH RIO GRANDE STREET
SALT LAKE CITY, UT 84101

DFCM PROJECT #20229080

STAMP



ISSUE TYPE:	DATE:
BP-01	October 3, 2022

PROJECT NUMBER:	21-031
DRAWN BY:	EHW
CHECKED BY:	ARE

PHASE 1 BASEMENT OVERALL MECHANICAL DEMO PLAN

1.MD100

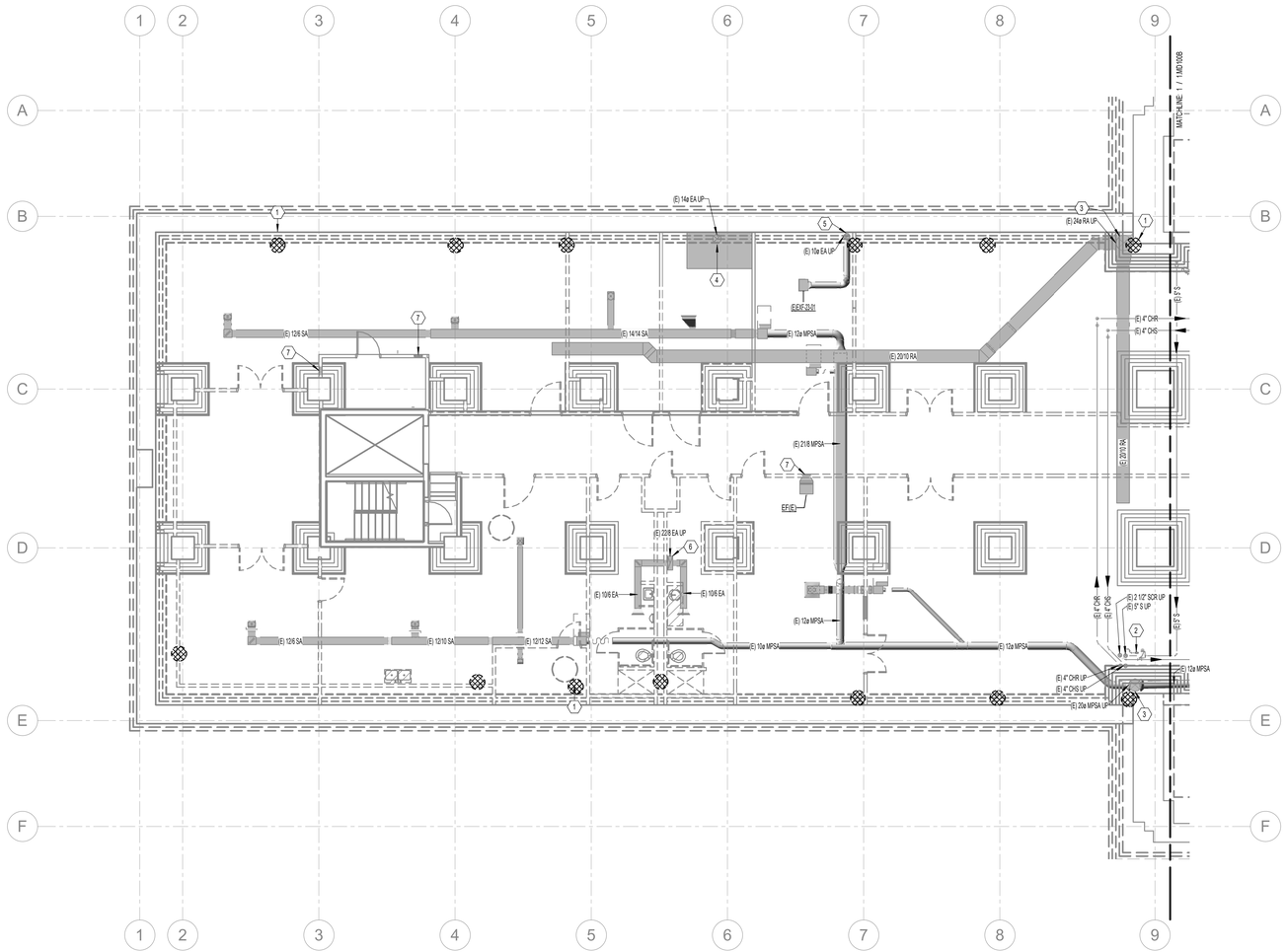

1 PHASE 1 BASEMENT MECHANICAL DEMO PLAN AREA A

SCALE: 1/8" = 1'-0"

0' 2' 4' 8' 16'

GENERAL NOTES

A. EXISTING DRAWINGS ARE BASED ON CASUAL (NON-INTRUSIVE) FIELD OBSERVATIONS AND PREVIOUS PROJECT RECORD DOCUMENTS. UPON DISCOVERY OF CONDITIONS NOT SHOWN OR IN CONFLICT WITH THESE DRAWINGS THAT AFFECT PROJECT BUDGET AND/OR SCHEDULE, CONTRACTOR SHALL IMMEDIATELY REPORT SUCH CONDITIONS TO THE ARCHITECT/ENGINEER IN WRITING FOR DIRECTION ON HOW TO PROCEED.

B. ITEMS SHOWN DARK AND DASHED SHALL BE DEMOLISHED.

C. ITEMS SHOWN LIGHT AND SHADED SHALL REMAIN.

D. THE BUILDING DOES CONTAIN ASBESTOS AND LEAD BASED PAINT IN VARIOUS BUILDING MATERIALS. ITEMS THAT CONTAIN ASBESTOS AND LEAD BASED PAINT ARE NOT TO BE REMOVED OR OTHERWISE DISTURBED. FOR FURTHER INFORMATION PLEASE CONTACT OWNER'S REPRESENTATIVE R & R ENVIRONMENTAL INC. AT 801-352-2380.

E. HAZARDOUS MATERIAL ABATEMENT TO BE COMPLETED BY OWNER. HAZARDOUS MATERIAL INVENTORY REPORT IS AVAILABLE FOR REFERENCE FROM THE OWNER. CONTRACTOR SHALL NOTIFY OWNER IMMEDIATELY IF SUSPECTED HAZARDOUS MATERIALS ARE ENCOUNTERED AND HAZARDOUS MATERIALS SHALL BE ABATED BY OWNER'S REPRESENTATIVE BEFORE PROCEEDING WITH SELECTIVE DEMOLITION.

F. BUILDING HVAC HEATING SYSTEM SHALL BE KEPT OPERATIONAL DURING DEMOLITION AND ABATEMENT TO MAINTAIN BUILDING HEAT AND PROVIDE FREEZE PROTECTION. CONTRACTOR SHALL PROVIDE ADDITIONAL TEMPORARY/SUPPLEMENTAL HEATING AS NECESSARY TO MAINTAIN INDOOR TEMPERATURES IN ACCORDANCE WITH DFCM STANDARDS.

G. PER THE HAZARDOUS MATERIALS REPORT, GRAY & GREEN DUCT SEALANT ON SITE IS HAZARDOUS AND MUST BE ABATED. GENERALLY, THE HAZARDOUS DUCT SEALANT WAS OBSERVED ON ROUND AND FLAT OVAL DUCTWORK. ALL DUCTWORK DEMOLITION TO BE PERFORMED BY ABATEMENT CONTRACTOR.

H. WHERE DUCTWORK WITH HAZARDOUS DUCT SEALANT PENETRATES A WALL SHOWN TO BE DEMOLISHED IN PHASE 01, LEAVE MIN. 2'-0" UNDISTURBED MATERIAL AROUND DUCTWORK TO MINIMIZE RISK OF A HAZARDOUS MATERIAL SPILL.

I. WHERE NOTED ON PLANS, CONTRACTOR SHALL SALVAGE EXISTING ORNAMENTAL HVAC SUPPLY/RETURN REGISTERS LOCATED IN CAFE AREA AND ELSEWHERE THROUGHOUT BUILDING. CONTRACTOR SHALL TAG AND LOG EACH REGISTER'S ORIGINAL INSTALLATION LOCATION AND FUNCTION. UPON DISCOVERY OF ADDITIONAL ORNAMENTAL SUPPLY/RETURN REGISTERS NOT NOTED ON PLANS, CONTRACTOR SHALL CONTACT ARCHITECT/ENGINEER FOR DIRECTION.

KEYNOTES

1	LOCATION OF PIPING COVERED WITH ASBESTOS INSULATION INDICATED BY HAZARDOUS MATERIALS REPORT, TYPICAL. PIPING AND INSULATION TO BE REMOVED DURING ABATEMENT.
2	EXISTING STEAM TRAP.
3	DUCT MAINS FROM AIR HANDLERS IN ATTIC DOWN TO BASEMENT LEVEL.
4	FUME HOOD EXHAUST DUCT FROM BASEMENT LEVEL UP TO EXHAUST FAN ON ROOF.
5	DUCTWORK UP TO ATTIC LEVEL.
6	GENERAL EXHAUST DUCT UP TO EXHAUST FAN ON ROOF.
7	EXISTING WALL GRILLE.

KEY MAP



CRSA
ARCHITECTURE · PLANNING · INTERIORS
649 E SOUTH TEMPLE
SALT LAKE CITY, UT 84102
801.355.5915 · www.crsa-us.com

ARCHITECT
CRSA — C/O ZACH HESLOP
175 S. MAIN ST., STE. 300 — zheslop@crsa-us.com
SALT LAKE CITY, UT 84111 — (801)746-4974

STRUCTURAL ENGINEER
REAVELEY ENGINEERS + ASSOC. — C/O JEROD JOHNSON
675 EAST 500 SOUTH, SUITE 400 — jjohnson@reaveley.com
SALT LAKE CITY, UT 84102 — (801) 486-3883

MECHANICAL ENGINEER
COLVIN ENGINEERING ASSOC. — C/O ALLEN EVANS
505 E. SOUTH TEMPLE — aevans@cea-ut.com
SALT LAKE CITY, UT 84102 — (801) 322-2400

ELECTRICAL ENGINEER
SPECTRUM ENGINEERING — C/O MICHAEL FACKRELL
324 STATE ST. STE. 400 — michael.fackrell@speceng.com
SALT LAKE CITY, UT 84102 — (801) 328-5151

CM/GC
GRAMOLL CONSTRUCTION — C/O JIM GRAMOLL
155 S 750 W — jim.gramoll@gramoll.com
NORTH SALT LAKE, UT 84054 — (801) 295-2341

RIO GRANDE DEPOT SEISMIC UPGRADE

300 SOUTH RIO GRANDE STREET
SALT LAKE CITY, UT 84101

DFCM PROJECT #20229080

STAMP

ISSUE TYPE:	DATE:
BP-01	October 3, 2022
PROJECT NUMBER:	21-031
DRAWN BY:	EHW
CHECKED BY:	ARE

PHASE 1 BASEMENT MECHANICAL DEMO PLAN AREA A

1.MD100A

2022-10-03 P:\Projects\Rio Grande Depot\Revit Upgrade\Mech\2022-09-30 Rio Grande Depot_R21.rvt
10/3/2022 7:57:37 PM
Ethan Wilson

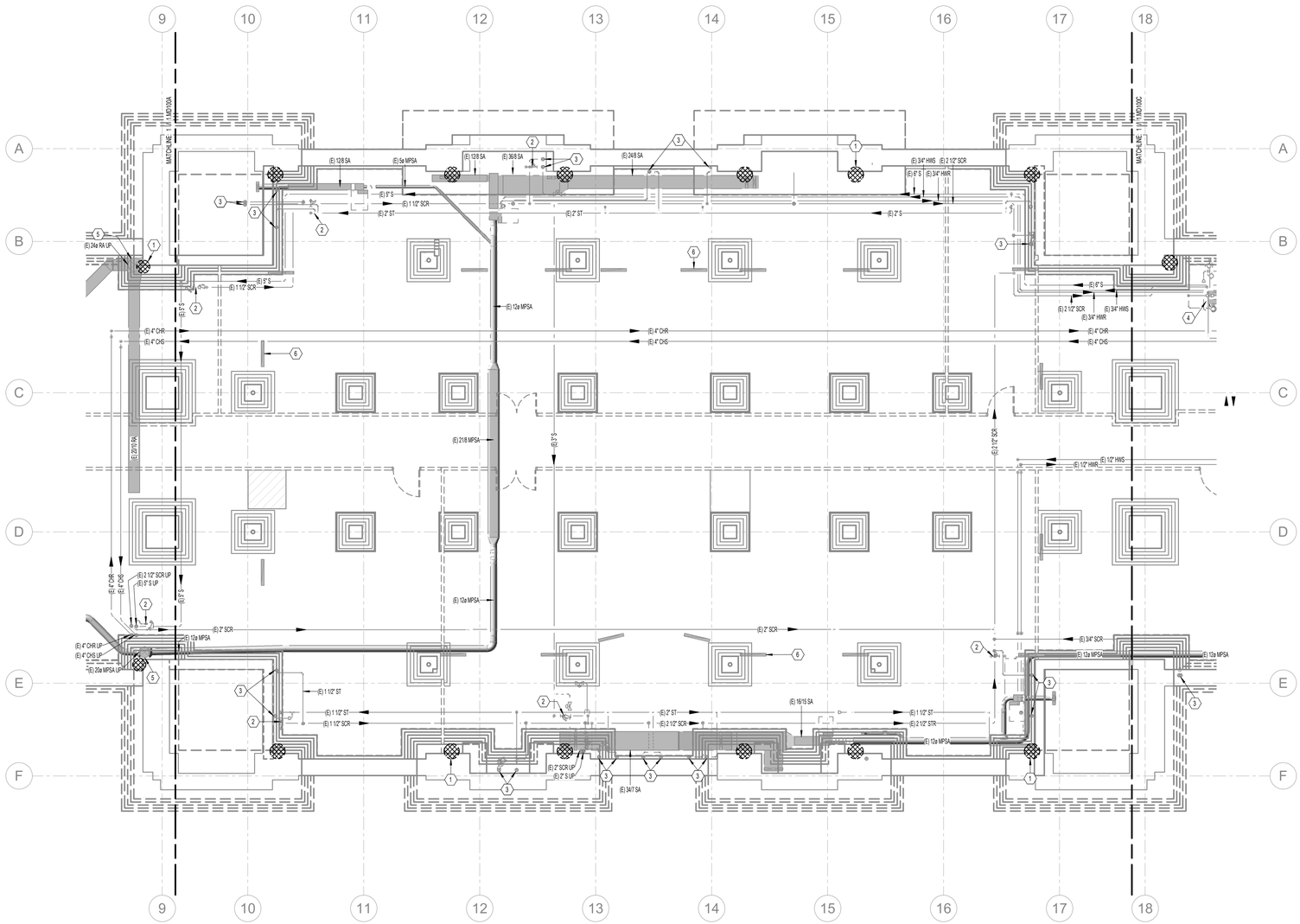

1 PHASE 1 BASEMENT MECHANICAL DEMO PLAN AREA B

SCALE: 1/8" = 1'-0"

0' 4' 8' 16'

GENERAL NOTES

A. EXISTING DRAWINGS ARE BASED ON CASUAL (NON-INTRUSIVE) FIELD OBSERVATIONS AND PREVIOUS PROJECT RECORD DOCUMENTS. UPON DISCOVERY OF CONDITIONS NOT SHOWN OR IN CONFLICT WITH THESE DRAWINGS THAT AFFECT PROJECT BUDGET AND/OR SCHEDULE, CONTRACTOR SHALL IMMEDIATELY REPORT SUCH CONDITIONS TO THE ARCHITECT/ENGINEER IN WRITING FOR DIRECTION ON HOW TO PROCEED.

B. ITEMS SHOWN DARK AND DASHED SHALL BE DEMOLISHED.

C. ITEMS SHOWN LIGHT AND SHADED SHALL REMAIN.

D. THE BUILDING DOES CONTAIN ASBESTOS AND LEAD BASED PAINT IN VARIOUS BUILDING MATERIALS. ITEMS THAT CONTAIN ASBESTOS AND LEAD BASED PAINT ARE NOT TO BE REMOVED OR OTHERWISE DISTURBED. FOR FURTHER INFORMATION PLEASE CONTACT OWNER'S REPRESENTATIVE R & R ENVIRONMENTAL INC. AT 801-352-2380.

E. HAZARDOUS MATERIAL ABATEMENT TO BE COMPLETED BY OWNER. HAZARDOUS MATERIAL INVENTORY REPORT IS AVAILABLE FOR REFERENCE FROM THE OWNER. CONTRACTOR SHALL NOTIFY OWNER IMMEDIATELY IF SUSPECTED HAZARDOUS MATERIALS ARE ENCOUNTERED AND HAZARDOUS MATERIALS SHALL BE ABATED BY OWNER'S REPRESENTATIVE BEFORE PROCEEDING WITH SELECTIVE DEMOLITION.

F. BUILDING HVAC HEATING SYSTEM SHALL BE KEPT OPERATIONAL DURING DEMOLITION AND ABATEMENT TO MAINTAIN BUILDING HEAT AND PROVIDE FREEZE PROTECTION. CONTRACTOR SHALL PROVIDE ADDITIONAL TEMPORARY/SUPPLEMENTAL HEATING AS NECESSARY TO MAINTAIN INDOOR TEMPERATURES IN ACCORDANCE WITH DFCM STANDARDS.

G. PER THE HAZARDOUS MATERIALS REPORT, GRAY & GREEN DUCT SEALANT ON SITE IS HAZARDOUS AND MUST BE ABATED. GENERALLY, THE HAZARDOUS DUCT SEALANT WAS OBSERVED ON ROUND AND FLAT OVAL DUCTWORK. ALL DUCTWORK DEMOLITION TO BE PERFORMED BY ABATEMENT CONTRACTOR.

H. WHERE DUCTWORK WITH HAZARDOUS DUCT SEALANT PENETRATES A WALL SHOWN TO BE DEMOLISHED IN PHASE 01, LEAVE MIN. 2'-0" UNDISTURBED MATERIAL AROUND DUCTWORK TO MINIMIZE RISK OF A HAZARDOUS MATERIAL SPILL.

I. WHERE NOTED ON PLANS, CONTRACTOR SHALL SALVAGE EXISTING ORNAMENTAL HVAC SUPPLY/RETURN REGISTERS LOCATED IN CAFE AREA AND ELSEWHERE THROUGHOUT BUILDING. CONTRACTOR SHALL TAG AND LOG EACH REGISTER'S ORIGINAL INSTALLATION LOCATION AND FUNCTION. UPON DISCOVERY OF ADDITIONAL ORNAMENTAL SUPPLY/RETURN REGISTERS NOT NOTED ON PLANS, CONTRACTOR SHALL CONTACT ARCHITECT/ENGINEER FOR DIRECTION.

KEYNOTES

1	LOCATION OF PIPING COVERED WITH ASBESTOS INSULATION INDICATED BY HAZARDOUS MATERIALS REPORT, TYPICAL. PIPING AND INSULATION TO BE REMOVED DURING ABATEMENT.
2	EXISTING STEAM TRAP.
3	STEAM SUPPLY AND CONDENSATE RETURN UP TO RADIATOR ABOVE.
4	EXISTING STEAM CONDENSATE RETURN PUMP.
5	DUCT MAINS FROM AIR HANDLERS IN ATTIC DOWN TO BASEMENT LEVEL.
6	FLOOR-MOUNTED BAR GRILLE SERVING AS RA OPENING TO BASEMENT, TYP.

KEY MAP

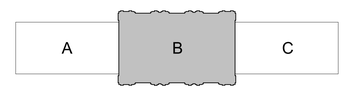

CRSA
ARCHITECTURE · PLANNING · INTERIORS
649 E SOUTH TEMPLE
SALT LAKE CITY, UT 84102
801.355.5915 · www.crsa-us.com

ARCHITECT
CRSA
175 S. MAIN ST., STE. 300
SALT LAKE CITY, UT 84111
C/O ZACH HESLOP
zheslop@crsa-us.com
(801)746-4974

STRUCTURAL ENGINEER
REAVELEY ENGINEERS + ASSOC.
675 EAST 500 SOUTH, SUITE 400
SALT LAKE CITY, UT 84102
C/O JEROD JOHNSON
jjohnson@reaveley.com
(801) 486-3883

MECHANICAL ENGINEER
COLVIN ENGINEERING ASSOC.
505 E. SOUTH TEMPLE
SALT LAKE CITY, UT 84102
C/O ALLEN EVANS
aevans@cea-ut.com
(801) 322-2400

ELECTRICAL ENGINEER
SPECTRUM ENGINEERING
324 STATE ST. STE. 400
SALT LAKE CITY, UT 84102
C/O MICHAEL FACKRELL
michael.fackrell@speceng.com
(801) 328-5151

CM/GC
GRAMOLL CONSTRUCTION
155 S 750 W
NORTH SALT LAKE, UT 84054
C/O JIM GRAMOLL
jim.gramoll@gramoll.com
(801) 295-2341

RIO GRANDE DEPOT SEISMIC UPGRADE

300 SOUTH RIO GRANDE STREET
SALT LAKE CITY, UT 84101

DFCM PROJECT #20229080

STAMP

ISSUE TYPE:	DATE:
BP-01	October 3, 2022

PROJECT NUMBER:	21-031
DRAWN BY:	EHW
CHECKED BY:	ARE

PHASE 1 BASEMENT MECHANICAL DEMO PLAN AREA B

1.MD100B

Plotted: 10/3/2022 2:11:19 PM
By: Ellen Wilson
File: C:\Users\ellen.wilson\Desktop\Rio Grande Depot\RIO GRANDE DEPOT_1.rvt

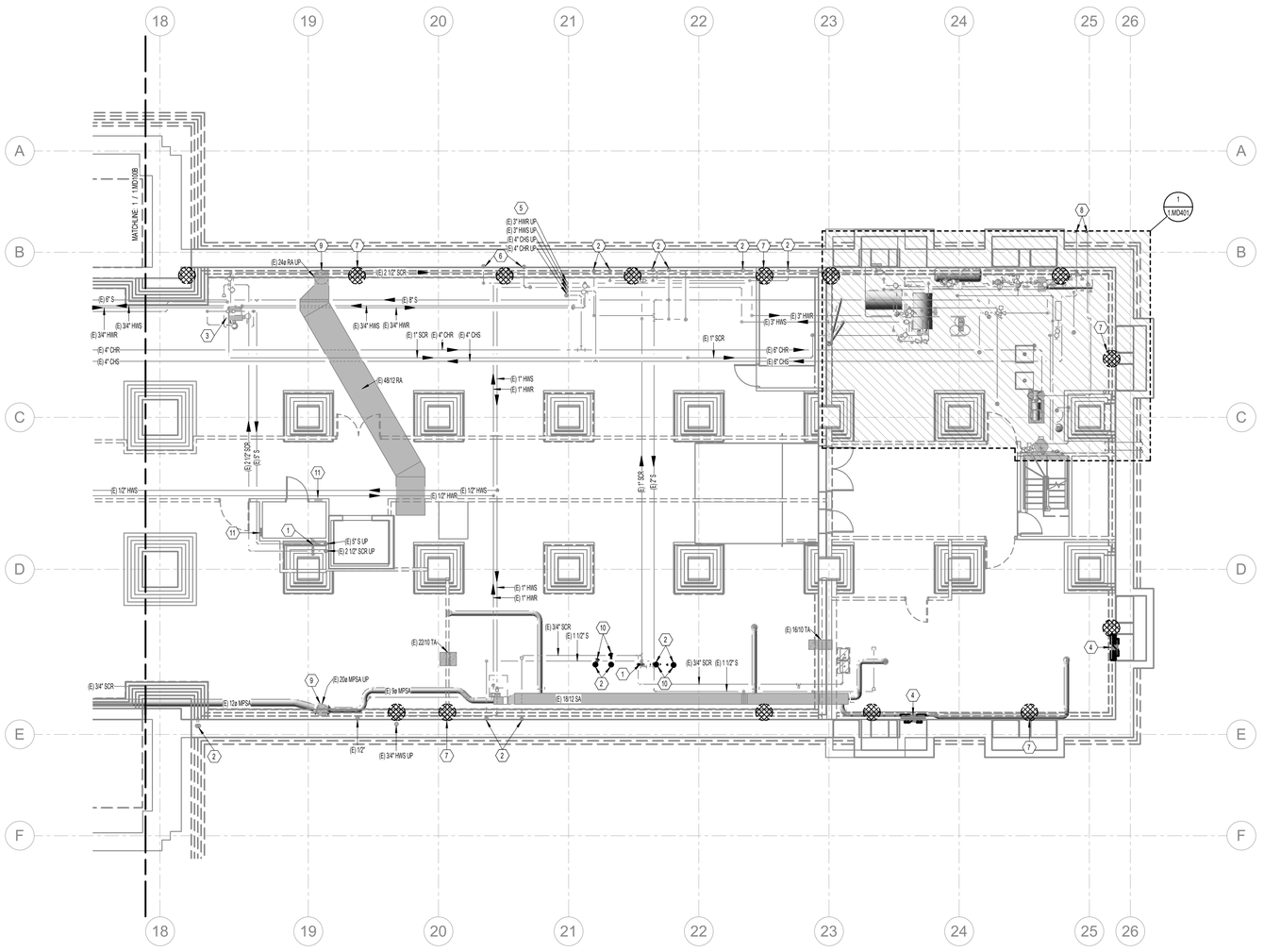

1 PHASE 1 BASEMENT MECHANICAL DEMO PLAN AREA C

SCALE: 1/8" = 1'-0"

GENERAL NOTES

A. EXISTING DRAWINGS ARE BASED ON CASUAL (NON-INTRUSIVE) FIELD OBSERVATIONS AND PREVIOUS PROJECT RECORD DOCUMENTS. UPON DISCOVERY OF CONDITIONS NOT SHOWN OR IN CONFLICT WITH THESE DRAWINGS THAT AFFECT PROJECT BUDGET AND/OR SCHEDULE, CONTRACTOR SHALL IMMEDIATELY REPORT SUCH CONDITIONS TO THE ARCHITECT/ENGINEER IN WRITING FOR DIRECTION ON HOW TO PROCEED.

B. ITEMS SHOWN DARK AND DASHED SHALL BE DEMOLISHED.

C. ITEMS SHOWN LIGHT AND SHADED SHALL REMAIN.

D. THE BUILDING DOES CONTAIN ASBESTOS AND LEAD BASED PAINT IN VARIOUS BUILDING MATERIALS. ITEMS THAT CONTAIN ASBESTOS AND LEAD BASED PAINT ARE NOT TO BE REMOVED OR OTHERWISE DISTURBED. FOR FURTHER INFORMATION PLEASE CONTACT OWNER'S REPRESENTATIVE R & R ENVIRONMENTAL INC. AT 801-352-2380.

E. HAZARDOUS MATERIAL ABATEMENT TO BE COMPLETED BY OWNER. HAZARDOUS MATERIAL INVENTORY REPORT IS AVAILABLE FOR REFERENCE FROM THE OWNER. CONTRACTOR SHALL NOTIFY OWNER IMMEDIATELY IF SUSPECTED HAZARDOUS MATERIALS ARE ENCOUNTERED AND HAZARDOUS MATERIALS SHALL BE ABATED BY OWNER'S REPRESENTATIVE BEFORE PROCEEDING WITH SELECTIVE DEMOLITION.

F. BUILDING HVAC HEATING SYSTEM SHALL BE KEPT OPERATIONAL DURING DEMOLITION AND ABATEMENT TO MAINTAIN BUILDING HEAT AND PROVIDE FREEZE PROTECTION. CONTRACTOR SHALL PROVIDE ADDITIONAL TEMPORARY/SUPPLEMENTAL HEATING AS NECESSARY TO MAINTAIN INDOOR TEMPERATURES IN ACCORDANCE WITH DFCM STANDARDS.

G. PER THE HAZARDOUS MATERIALS REPORT, GRAY & GREEN DUCT SEALANT ON SITE IS HAZARDOUS AND MUST BE ABATED. GENERALLY, THE HAZARDOUS DUCT SEALANT WAS OBSERVED ON ROUND AND FLAT OVAL DUCTWORK. ALL DUCTWORK DEMOLITION TO BE PERFORMED BY ABATEMENT CONTRACTOR.

H. WHERE DUCTWORK WITH HAZARDOUS DUCT SEALANT PENETRATES A WALL SHOWN TO BE DEMOLISHED IN PHASE 01, LEAVE MIN. 2'-0" UNDISTURBED MATERIAL AROUND DUCTWORK TO MINIMIZE RISK OF A HAZARDOUS MATERIAL SPILL.

I. WHERE NOTED ON PLANS, CONTRACTOR SHALL SALVAGE EXISTING ORNAMENTAL HVAC SUPPLY/RETURN REGISTERS LOCATED IN CAFE AREA AND ELSEWHERE THROUGHOUT BUILDING. CONTRACTOR SHALL TAG AND LOG EACH REGISTER'S ORIGINAL INSTALLATION LOCATION AND FUNCTION. UPON DISCOVERY OF ADDITIONAL ORNAMENTAL SUPPLY/RETURN REGISTERS NOT NOTED ON PLANS, CONTRACTOR SHALL CONTACT ARCHITECT/ENGINEER FOR DIRECTION.

KEYNOTES

1	EXISTING STEAM TRAP.
2	STEAM SUPPLY AND CONDENSATE RETURN UP TO RADIATOR ABOVE.
3	EXISTING STEAM CONDENSATE RETURN PUMP.
4	REMOVE EXISTING PTAC UNIT.
5	PIPE RISERS FROM BASEMENT UP TO ATTIC.
6	HWS/HWR UP TO FIN TUBE HEATER ABOVE.
7	LOCATION OF PIPING COVERED WITH ASBESTOS INSULATION INDICATED BY HAZARDOUS MATERIALS REPORT, TYPICAL. PIPING AND INSULATION TO BE REMOVED DURING ABATEMENT.
8	6" CHS/CHR UNDERGROUND TO AIR-COOLED CHILLER.
9	DUCT MAINS FROM AIR HANDLERS IN ATTIC DOWN TO BASEMENT LEVEL.
10	DEMO EXISTING STEAM SUPPLY AND RETURN LINES BACK TO MAIN AND CAP.
11	EXISTING WALL GRILLE.

KEY MAP

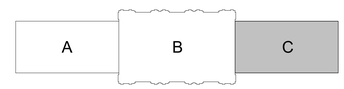

CRSA

ARCHITECTURE · PLANNING · INTERIORS
649 E SOUTH TEMPLE
SALT LAKE CITY, UT 84102
801.355.5915 · www.crsa-us.com

ARCHITECT
CRSA — C/O ZACH HESLOP
175 S. MAIN ST., STE. 300 — zheslop@crsa-us.com
SALT LAKE CITY, UT 84111 — (801)746-4974

STRUCTURAL ENGINEER
REAVELEY ENGINEERS + ASSOC. — C/O JEROD JOHNSON
675 EAST 500 SOUTH, SUITE 400 — jjohnson@reaveley.com
SALT LAKE CITY, UT 84102 — (801) 486-3883

MECHANICAL ENGINEER
COLVIN ENGINEERING ASSOC. — C/O ALLEN EVANS
505 E. SOUTH TEMPLE — aevans@coea-ut.com
SALT LAKE CITY, UT 84102 — (801) 322-2400

ELECTRICAL ENGINEER
SPECTRUM ENGINEERING — C/O MICHAEL FACKRELL
324 STATE ST. STE. 400 — michael.fackrell@speceng.com
SALT LAKE CITY, UT 84102 — (801) 328-5151

CM/GC
GRAMOLL CONSTRUCTION — C/O JIM GRAMOLL
155 S 750 W — jim.gramoll@gramoll.com
NORTH SALT LAKE, UT 84054 — (801) 295-2341

RIO GRANDE DEPOT
SEISMIC UPGRADE

300 SOUTH RIO GRANDE STREET
SALT LAKE CITY, UT 84101

DFCM PROJECT #20229080

STAMP

ISSUE TYPE:	DATE:
BP-01	October 3, 2022

PROJECT NUMBER:	21-031
DRAWN BY:	EHW
CHECKED BY:	ARE

PHASE 1 BASEMENT MECHANICAL DEMO PLAN AREA C

1.MD100C

Plotted: 10/3/2022 10:47:38 AM
By: Eric Wagner
File: C:\Users\ehw\Desktop\Drawings Upgraded\Rev 2022\DM Work\Central Depot R21.rvt

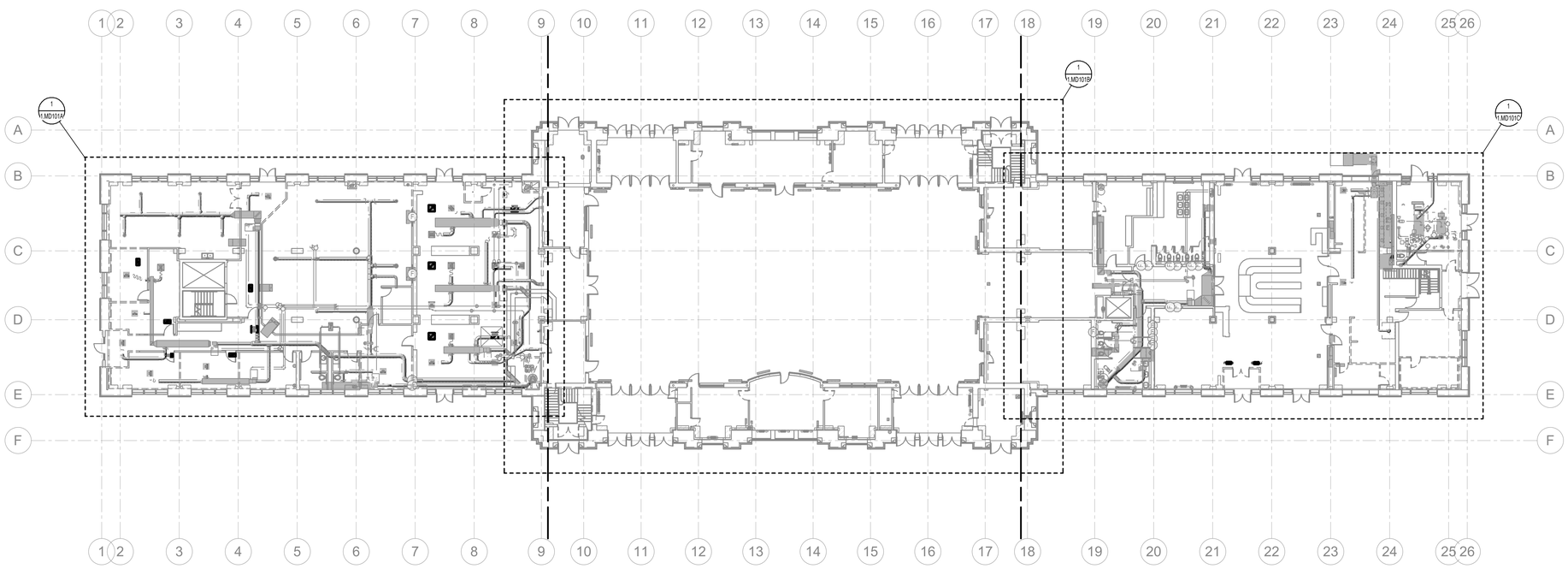

1 PHASE 1 MAIN LEVEL OVERALL MECHANICAL DEMO PLAN
SCALE: 1/16" = 1'-0"

GENERAL NOTES

A. EXISTING DRAWINGS ARE BASED ON CASUAL (NON-INTRUSIVE) FIELD OBSERVATIONS AND PREVIOUS PROJECT RECORD DOCUMENTS. UPON DISCOVERY OF CONDITIONS NOT SHOWN OR IN CONFLICT WITH THESE DRAWINGS THAT AFFECT PROJECT BUDGET AND/OR SCHEDULE, CONTRACTOR SHALL IMMEDIATELY REPORT SUCH CONDITIONS TO THE ARCHITECT/ENGINEER IN WRITING FOR DIRECTION ON HOW TO PROCEED.

B. ITEMS SHOWN DARK AND DASHED SHALL BE DEMOLISHED.

C. ITEMS SHOWN LIGHT AND SHADED SHALL REMAIN.

D. THE BUILDING DOES CONTAIN ASBESTOS AND LEAD BASED PAINT IN VARIOUS BUILDING MATERIALS. ITEMS THAT CONTAIN ASBESTOS AND LEAD BASED PAINT ARE NOT TO BE REMOVED OR OTHERWISE DISTURBED. FOR FURTHER INFORMATION PLEASE CONTACT OWNER'S REPRESENTATIVE R & R ENVIRONMENTAL INC. AT 801-352-2380.

E. HAZARDOUS MATERIAL ABATEMENT TO BE COMPLETED BY OWNER. HAZARDOUS MATERIAL INVENTORY REPORT IS AVAILABLE FOR REFERENCE FROM THE OWNER. CONTRACTOR SHALL NOTIFY OWNER IMMEDIATELY IF SUSPECTED HAZARDOUS MATERIALS ARE ENCOUNTERED AND HAZARDOUS MATERIALS SHALL BE ABATED BY OWNER'S REPRESENTATIVE BEFORE PROCEEDING WITH SELECTIVE DEMOLITION.

F. BUILDING HVAC HEATING SYSTEM SHALL BE KEPT OPERATIONAL DURING DEMOLITION AND ABATEMENT TO MAINTAIN BUILDING HEAT AND PROVIDE FREEZE PROTECTION. CONTRACTOR SHALL PROVIDE ADDITIONAL TEMPORARY/SUPPLEMENTAL HEATING AS NECESSARY TO MAINTAIN INDOOR TEMPERATURES IN ACCORDANCE WITH DFCM STANDARDS.

G. PER THE HAZARDOUS MATERIALS REPORT, GRAY & GREEN DUCT SEALANT ON SITE IS HAZARDOUS AND MUST BE ABATED. GENERALLY, THE HAZARDOUS DUCT SEALANT WAS OBSERVED ON ROUND AND FLAT OVAL DUCTWORK. ALL DUCTWORK DEMOLITION TO BE PERFORMED BY ABATEMENT CONTRACTOR.

H. WHERE DUCTWORK WITH HAZARDOUS DUCT SEALANT PENETRATES A WALL SHOWN TO BE DEMOLISHED IN PHASE 01, LEAVE MIN. 2'-0" UNDISTURBED MATERIAL AROUND DUCTWORK TO MINIMIZE RISK OF A HAZARDOUS MATERIAL SPILL.

I. WHERE NOTED ON PLANS, CONTRACTOR SHALL SALVAGE EXISTING ORNAMENTAL HVAC SUPPLY/RETURN REGISTERS LOCATED IN CAFE AREA AND ELSEWHERE THROUGHOUT BUILDING. CONTRACTOR SHALL TAG AND LOG EACH REGISTER'S ORIGINAL INSTALLATION LOCATION AND FUNCTION. UPON DISCOVERY OF ADDITIONAL ORNAMENTAL SUPPLY/RETURN REGISTERS NOT NOTED ON PLANS, CONTRACTOR SHALL CONTACT ARCHITECT/ENGINEER FOR DIRECTION.

KEY MAP



CRSA
ARCHITECTURE · PLANNING · INTERIORS
649 E SOUTH TEMPLE
SALT LAKE CITY, UT 84102
801.355.5915 · www.crsa-us.com

ARCHITECT
CRSA
175 S. MAIN ST., STE. 300
SALT LAKE CITY, UT 84111
C/O ZACH HESLOP
zheslop@crsa-us.com
(801)746-4974

STRUCTURAL ENGINEER
REAVELEY ENGINEERS + ASSOC.
675 EAST 500 SOUTH, SUITE 400
SALT LAKE CITY, UT 84102
C/O JEROD JOHNSON
jjohnson@reaveley.com
(801) 486-3883

MECHANICAL ENGINEER
COLVIN ENGINEERING ASSOC.
505 E. SOUTH TEMPLE
SALT LAKE CITY, UT 84102
C/O ALLEN EVANS
aevans@cea-ut.com
(801) 322-2400

ELECTRICAL ENGINEER
SPECTRUM ENGINEERING
324 STATE ST. STE. 400
SALT LAKE CITY, UT 84102
C/O MICHAEL FACKRELL
michael.fackrell@speceng.com
(801) 328-5151

CM/GC
GRAMOLL CONSTRUCTION
155 S 750 W
NORTH SALT LAKE, UT 84054
C/O JIM GRAMOLL
jim.gramoll@gramoll.com
(801) 295-2341

RIO GRANDE DEPOT SEISMIC UPGRADE

300 SOUTH RIO GRANDE STREET
SALT LAKE CITY, UT 84101

DFCM PROJECT #20229080

STAMP

ISSUE TYPE:	DATE:
BP-01	October 3, 2022

PROJECT NUMBER:	21-031
DRAWN BY:	EHW
CHECKED BY:	ARE

PHASE 1 MAIN LEVEL OVERALL MECHANICAL DEMO PLAN

1.MD101

2022-10-03 File: C:\Users\ehw\Desktop\Temp Central Files\Rio Grande Depot\RIO GRANDE DEPOT_CENTRAL_ehw.rvt

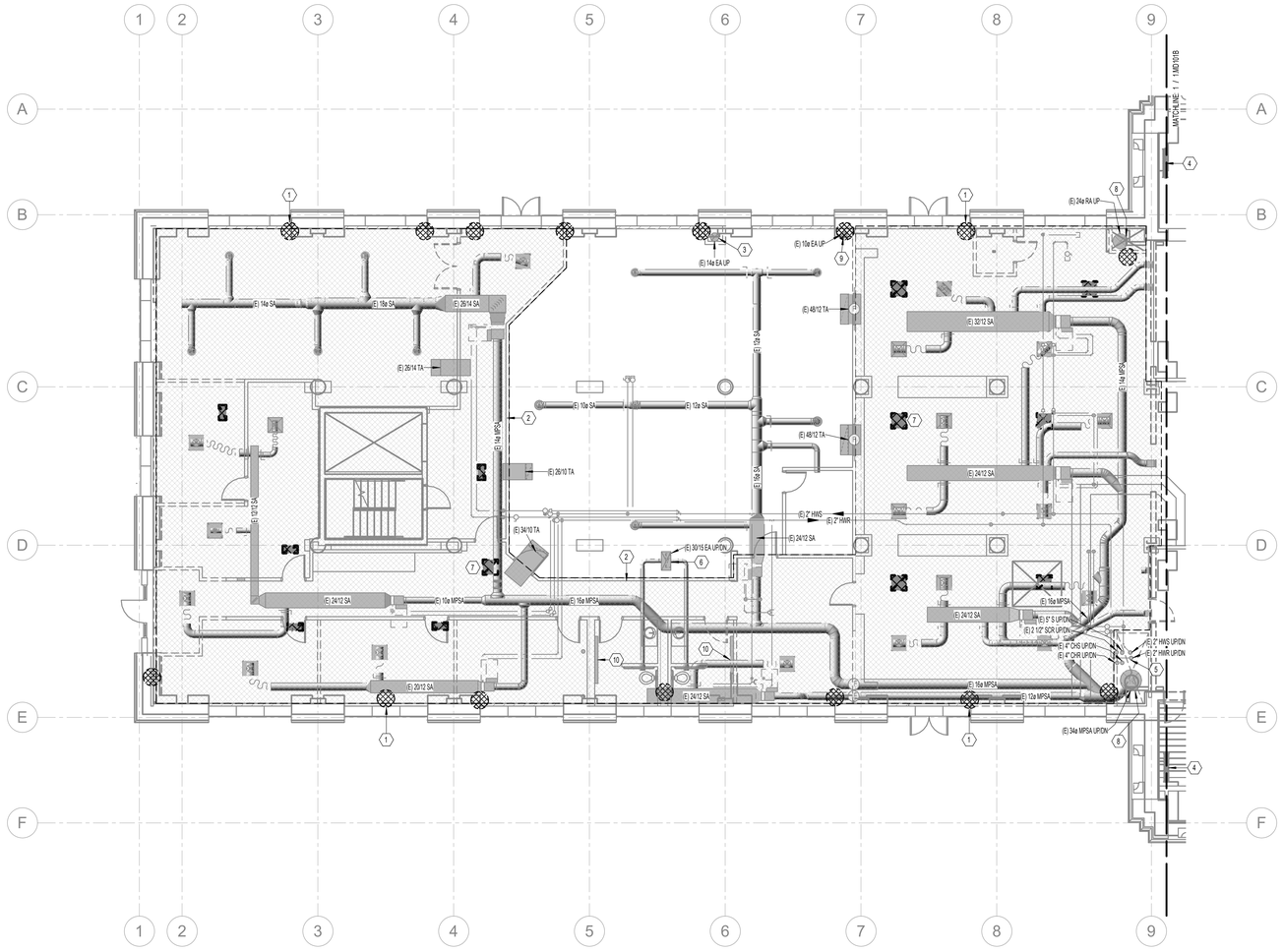

1 PHASE 1 MAIN LEVEL MECHANICAL DEMO PLAN AREA A
SCALE: 1/8" = 1'-0"

GENERAL NOTES

A. EXISTING DRAWINGS ARE BASED ON CASUAL (NON-INTRUSIVE) FIELD OBSERVATIONS AND PREVIOUS PROJECT RECORD DOCUMENTS. UPON DISCOVERY OF CONDITIONS NOT SHOWN OR IN CONFLICT WITH THESE DRAWINGS THAT AFFECT PROJECT BUDGET AND/OR SCHEDULE, CONTRACTOR SHALL IMMEDIATELY REPORT SUCH CONDITIONS TO THE ARCHITECT/ENGINEER IN WRITING FOR DIRECTION ON HOW TO PROCEED.

B. ITEMS SHOWN DARK AND DASHED SHALL BE DEMOLISHED.

C. ITEMS SHOWN LIGHT AND SHADED SHALL REMAIN.

D. THE BUILDING DOES CONTAIN ASBESTOS AND LEAD BASED PAINT IN VARIOUS BUILDING MATERIALS. ITEMS THAT CONTAIN ASBESTOS AND LEAD BASED PAINT ARE NOT TO BE REMOVED OR OTHERWISE DISTURBED. FOR FURTHER INFORMATION PLEASE CONTACT OWNER'S REPRESENTATIVE R & R ENVIRONMENTAL INC. AT 801-352-2380.

E. HAZARDOUS MATERIAL ABATEMENT TO BE COMPLETED BY OWNER. HAZARDOUS MATERIAL INVENTORY REPORT IS AVAILABLE FOR REFERENCE FROM THE OWNER. CONTRACTOR SHALL NOTIFY OWNER IMMEDIATELY IF SUSPECTED HAZARDOUS MATERIALS ARE ENCOUNTERED AND HAZARDOUS MATERIALS SHALL BE ABATED BY OWNER'S REPRESENTATIVE BEFORE PROCEEDING WITH SELECTIVE DEMOLITION.

F. BUILDING HVAC HEATING SYSTEM SHALL BE KEPT OPERATIONAL DURING DEMOLITION AND ABATEMENT TO MAINTAIN BUILDING HEAT AND PROVIDE FREEZE PROTECTION. CONTRACTOR SHALL PROVIDE ADDITIONAL TEMPORARY/SUPPLEMENTAL HEATING AS NECESSARY TO MAINTAIN INDOOR TEMPERATURES IN ACCORDANCE WITH DFCM STANDARDS.

G. PER THE HAZARDOUS MATERIALS REPORT, GRAY & GREEN DUCT SEALANT ON SITE IS HAZARDOUS AND MUST BE ABATED. GENERALLY, THE HAZARDOUS DUCT SEALANT WAS OBSERVED ON ROUND AND FLAT OVAL DUCTWORK. ALL DUCTWORK DEMOLITION TO BE PERFORMED BY ABATEMENT CONTRACTOR.

H. WHERE DUCTWORK WITH HAZARDOUS DUCT SEALANT PENETRATES A WALL SHOWN TO BE DEMOLISHED IN PHASE 01, LEAVE MIN. 2'-0" UNDISTURBED MATERIAL AROUND DUCTWORK TO MINIMIZE RISK OF A HAZARDOUS MATERIAL SPILL.

I. WHERE NOTED ON PLANS, CONTRACTOR SHALL SALVAGE EXISTING ORNAMENTAL HVAC SUPPLY/RETURN REGISTERS LOCATED IN CAFE AREA AND ELSEWHERE THROUGHOUT BUILDING. CONTRACTOR SHALL TAG AND LOG EACH REGISTER'S ORIGINAL INSTALLATION LOCATION AND FUNCTION. UPON DISCOVERY OF ADDITIONAL ORNAMENTAL SUPPLY/RETURN REGISTERS NOT NOTED ON PLANS, CONTRACTOR SHALL CONTACT ARCHITECT/ENGINEER FOR DIRECTION.

KEYNOTES

1	LOCATION OF PIPING COVERED WITH ASBESTOS INSULATION INDICATED BY HAZARDOUS MATERIALS REPORT, TYPICAL. PIPING AND INSULATION TO BE REMOVED DURING ABATEMENT.
2	HATCHED AREA INDICATES CEILINGS IN THIS AREA TO BE REMOVED, SEE 1.AD111 SHEETS.
3	FUME HOOD EXHAUST DUCT FROM BASEMENT LEVEL UP TO EXHAUST FAN ON ROOF.
4	EXISTING STEAM RADIATOR. SUPPLY AND RETURN PIPING UP FROM BELOW. REMOVE AND REINSTALL AS NECESSARY TO SALVAGE HISTORIC WOOD PANELING/TRIM.
5	PIPE RISERS FROM BASEMENT UP TO ATTIC.
6	GENERAL EXHAUST DUCT UP TO EXHAUST FAN ON ROOF.
7	NON-DUCTED RETURN GRILLES IN LAY-IN CEILINGS BEING DEMOLISHED SHALL BE REMOVED, TYP.
8	DUCT MAINS FROM AIR HANDLERS IN ATTIC DOWN TO BASEMENT LEVEL.
9	DUCTWORK UP TO ATTIC LEVEL.
10	EXISTING HOT WATER FIN TUBE HEATER.

KEY MAP

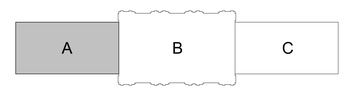

CRSA
ARCHITECTURE · PLANNING · INTERIORS
649 E SOUTH TEMPLE
SALT LAKE CITY, UT 84102
801.355.5915 · www.crsa-us.com

ARCHITECT
CRSA — C/O ZACH HESLOP
175 S. MAIN ST., STE. 300 — zheslop@crsa-us.com
SALT LAKE CITY, UT 84111 — (801)746-4974

STRUCTURAL ENGINEER
REAVELEY ENGINEERS + ASSOC. — C/O JEROD JOHNSON
675 EAST 500 SOUTH, SUITE 400 — jjohnson@reaveley.com
SALT LAKE CITY, UT 84102 — (801) 486-3883

MECHANICAL ENGINEER
COLVIN ENGINEERING ASSOC. — C/O ALLEN EVANS
505 E. SOUTH TEMPLE — aevans@cea-ut.com
SALT LAKE CITY, UT 84102 — (801) 322-2400

ELECTRICAL ENGINEER
SPECTRUM ENGINEERING — C/O MICHAEL FACKRELL
324 STATE ST. STE. 400 — michael.fackrell@speceng.com
SALT LAKE CITY, UT 84102 — (801) 328-5151

CM/GC
GRAMOLL CONSTRUCTION — C/O JIM GRAMOLL
155 S 750 W — jim.gramoll@gramoll.com
NORTH SALT LAKE, UT 84054 — (801) 295-2341

RIO GRANDE DEPOT SEISMIC UPGRADE

300 SOUTH RIO GRANDE STREET
SALT LAKE CITY, UT 84101

DFCM PROJECT #20229080

STAMP

ISSUE TYPE:	DATE:
BP-01	October 3, 2022

PROJECT NUMBER:	21-031
DRAWN BY:	EHW
CHECKED BY:	ARE

PHASE 1 MAIN LEVEL MECHANICAL DEMO PLAN AREA A

1.MD101A

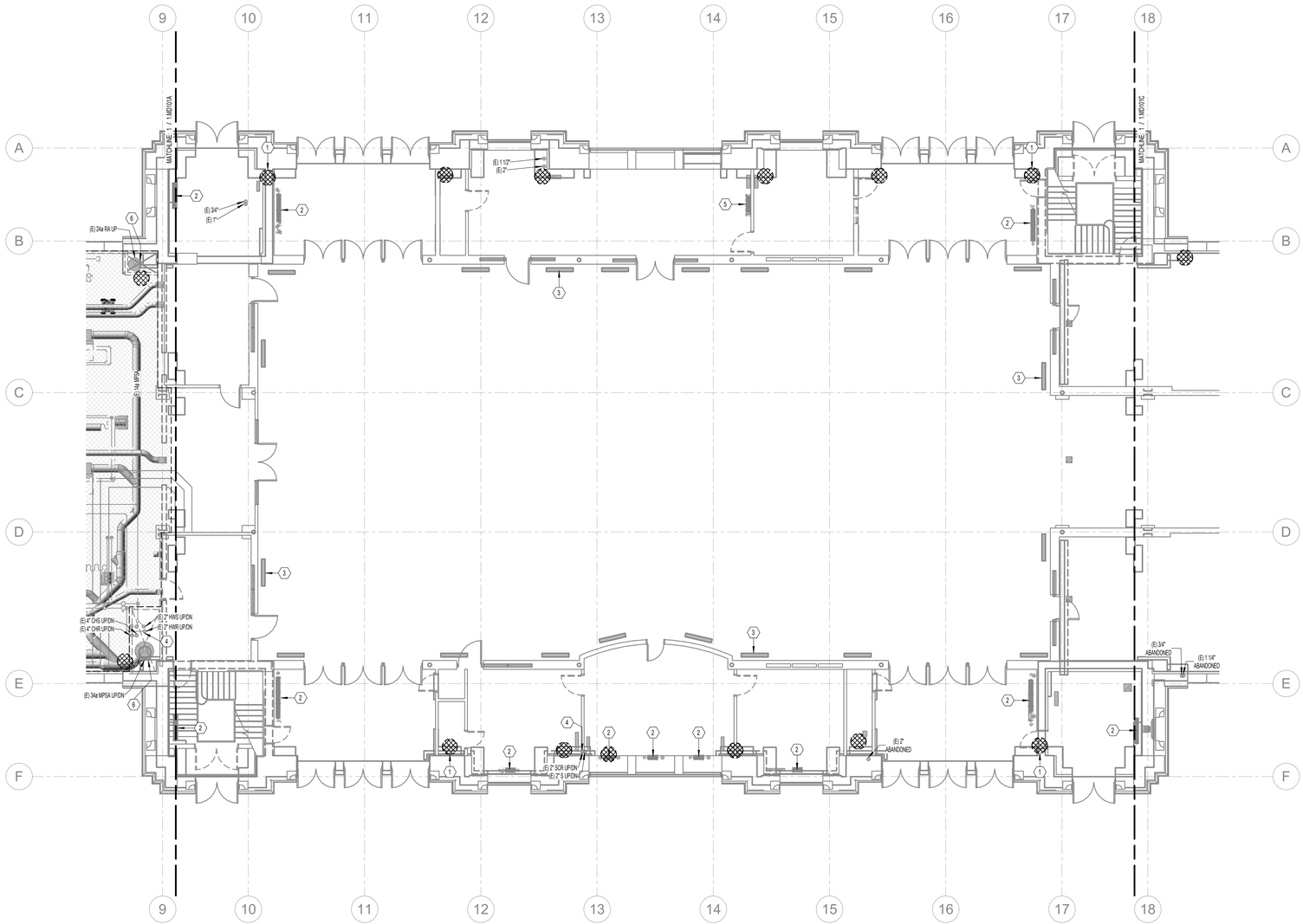

1 PHASE 1 MAIN LEVEL MECHANICAL DEMO PLAN AREA B

SCALE: 1/8" = 1'-0"

0' 4' 8' 16'

GENERAL NOTES

A. EXISTING DRAWINGS ARE BASED ON CASUAL (NON-INTRUSIVE) FIELD OBSERVATIONS AND PREVIOUS PROJECT RECORD DOCUMENTS. UPON DISCOVERY OF CONDITIONS NOT SHOWN OR IN CONFLICT WITH THESE DRAWINGS THAT AFFECT PROJECT BUDGET AND/OR SCHEDULE, CONTRACTOR SHALL IMMEDIATELY REPORT SUCH CONDITIONS TO THE ARCHITECT/ENGINEER IN WRITING FOR DIRECTION ON HOW TO PROCEED.

B. ITEMS SHOWN DARK AND DASHED SHALL BE DEMOLISHED.

C. ITEMS SHOWN LIGHT AND SHADED SHALL REMAIN.

D. THE BUILDING DOES CONTAIN ASBESTOS AND LEAD BASED PAINT IN VARIOUS BUILDING MATERIALS. ITEMS THAT CONTAIN ASBESTOS AND LEAD BASED PAINT ARE NOT TO BE REMOVED OR OTHERWISE DISTURBED. FOR FURTHER INFORMATION PLEASE CONTACT OWNER'S REPRESENTATIVE R & R ENVIRONMENTAL INC. AT 801-352-2380.

E. HAZARDOUS MATERIAL ABATEMENT TO BE COMPLETED BY OWNER. HAZARDOUS MATERIAL INVENTORY REPORT IS AVAILABLE FOR REFERENCE FROM THE OWNER. CONTRACTOR SHALL NOTIFY OWNER IMMEDIATELY IF SUSPECTED HAZARDOUS MATERIALS ARE ENCOUNTERED AND HAZARDOUS MATERIALS SHALL BE ABATED BY OWNER'S REPRESENTATIVE BEFORE PROCEEDING WITH SELECTIVE DEMOLITION.

F. BUILDING HVAC HEATING SYSTEM SHALL BE KEPT OPERATIONAL DURING DEMOLITION AND ABATEMENT TO MAINTAIN BUILDING HEAT AND PROVIDE FREEZE PROTECTION. CONTRACTOR SHALL PROVIDE ADDITIONAL TEMPORARY/SUPPLEMENTAL HEATING AS NECESSARY TO MAINTAIN INDOOR TEMPERATURES IN ACCORDANCE WITH DFCM STANDARDS.

G. PER THE HAZARDOUS MATERIALS REPORT, GRAY & GREEN DUCT SEALANT ON SITE IS HAZARDOUS AND MUST BE ABATED. GENERALLY, THE HAZARDOUS DUCT SEALANT WAS OBSERVED ON ROUND AND FLAT OVAL DUCTWORK. ALL DUCTWORK DEMOLITION TO BE PERFORMED BY ABATEMENT CONTRACTOR.

H. WHERE DUCTWORK WITH HAZARDOUS DUCT SEALANT PENETRATES A WALL SHOWN TO BE DEMOLISHED IN PHASE 01, LEAVE MIN. 2'-0" UNDISTURBED MATERIAL AROUND DUCTWORK TO MINIMIZE RISK OF A HAZARDOUS MATERIAL SPILL.

I. WHERE NOTED ON PLANS, CONTRACTOR SHALL SALVAGE EXISTING ORNAMENTAL HVAC SUPPLY/RETURN REGISTERS LOCATED IN CAFE AREA AND ELSEWHERE THROUGHOUT BUILDING. CONTRACTOR SHALL TAG AND LOG EACH REGISTER'S ORIGINAL INSTALLATION LOCATION AND FUNCTION. UPON DISCOVERY OF ADDITIONAL ORNAMENTAL SUPPLY/RETURN REGISTERS NOT NOTED ON PLANS, CONTRACTOR SHALL CONTACT ARCHITECT/ENGINEER FOR DIRECTION.

KEYNOTES

1	LOCATION OF PIPING COVERED WITH ASBESTOS INSULATION INDICATED BY HAZARDOUS MATERIALS REPORT, TYPICAL. PIPING AND INSULATION TO BE REMOVED DURING ABATEMENT.
2	EXISTING STEAM RADIATOR. SUPPLY AND RETURN PIPING UP FROM BELOW. REMOVE AND REINSTALL AS NECESSARY TO SALVAGE HISTORIC WOOD PANELING/TRIM.
3	FLOOR-MOUNTED BAR GRILLE SERVING AS RA OPENING TO BASEMENT, TYP.
4	PIPE RISERS FROM BASEMENT UP TO ATTIC.
5	EXISTING INDOOR MINI-SPLIT UNIT.
6	DUCT MAINS FROM AIR HANDLERS IN ATTIC DOWN TO BASEMENT LEVEL.

KEY MAP

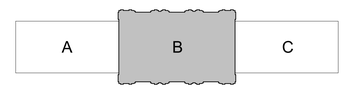

CRSA
ARCHITECTURE · PLANNING · INTERIORS
649 E SOUTH TEMPLE
SALT LAKE CITY, UT 84102
801.355.5915 · www.crsa-us.com

ARCHITECT
CRSA
175 S. MAIN ST., STE. 300
SALT LAKE CITY, UT 84111
C/O ZACH HESLOP
zheslop@crsa-us.com
(801)746-4974

STRUCTURAL ENGINEER
REAVELEY ENGINEERS + ASSOC.
675 EAST 500 SOUTH, SUITE 400
SALT LAKE CITY, UT 84102
C/O JEROD JOHNSON
jjohnson@reaveley.com
(801) 486-3883

MECHANICAL ENGINEER
COLVIN ENGINEERING ASSOC.
505 E. SOUTH TEMPLE
SALT LAKE CITY, UT 84102
C/O ALLEN EVANS
aevans@cea-ut.com
(801) 322-2400

ELECTRICAL ENGINEER
SPECTRUM ENGINEERING
324 STATE ST. STE. 400
SALT LAKE CITY, UT 84102
C/O MICHAEL FACKRELL
michael.fackrell@speceng.com
(801) 328-5151

CM/GC
GRAMOLL CONSTRUCTION
155 S 750 W
NORTH SALT LAKE, UT 84054
C/O JIM GRAMOLL
jim.gramoll@gramoll.com
(801) 295-2341

RIO GRANDE DEPOT SEISMIC UPGRADE

300 SOUTH RIO GRANDE STREET
SALT LAKE CITY, UT 84101

DFCM PROJECT #20229080

STAMP

ISSUE TYPE:	DATE:
BP-01	October 3, 2022

PROJECT NUMBER:	21-031
DRAWN BY:	EHW
CHECKED BY:	ARE

PHASE 1 MAIN LEVEL MECHANICAL DEMO PLAN AREA B

1.MD101B

2022-10-03 J:\Projects\Rio Grande Depot\Drawings\Upgrade\Revit\2022-0930-Rio Grande Depot-R21.rvt
10/3/2022 8:36:46 AM
ehall

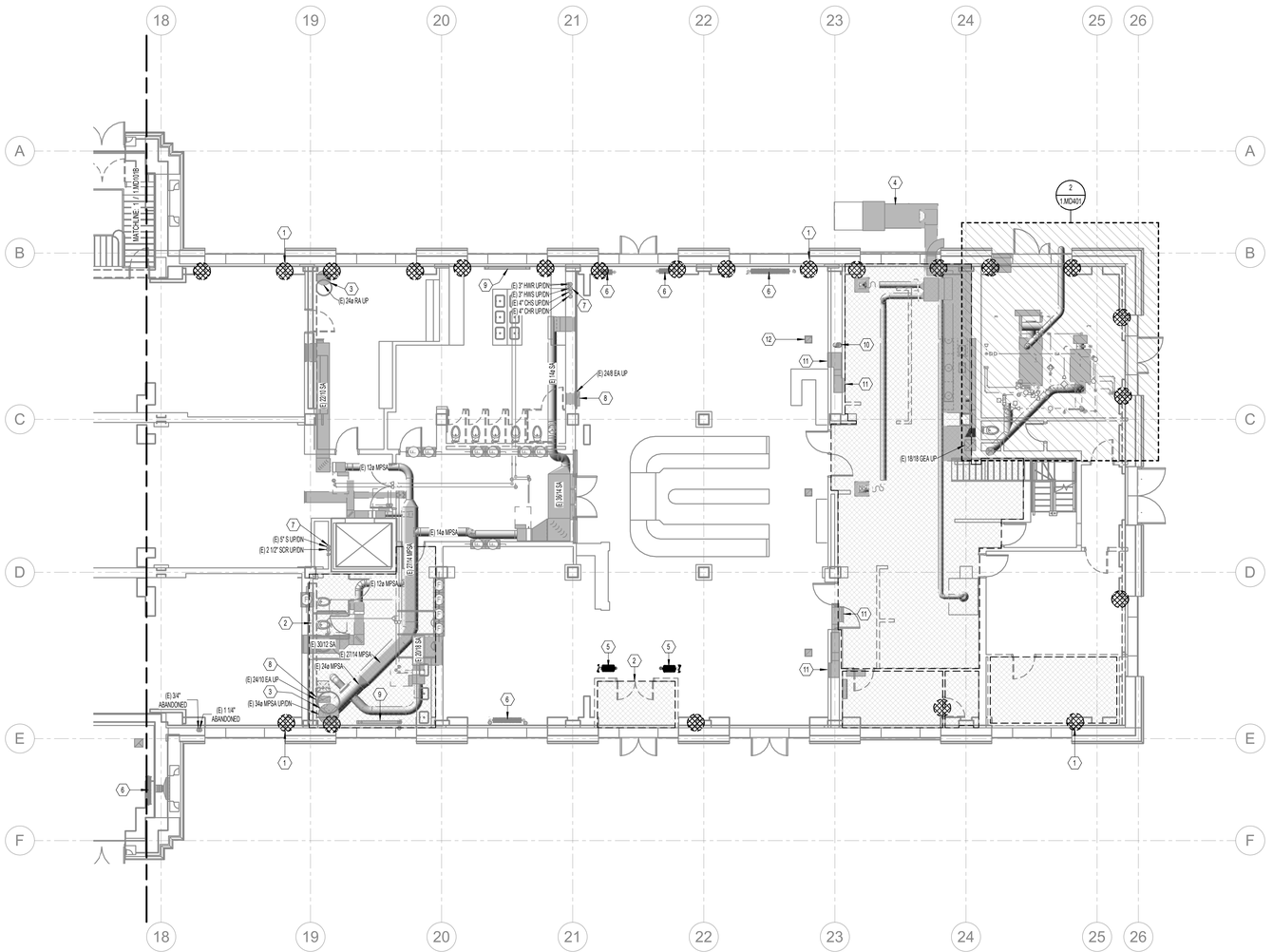

1 PHASE 1 MAIN LEVEL MECHANICAL DEMO PLAN AREA C
SCALE: 1/8" = 1'-0"

GENERAL NOTES

A. EXISTING DRAWINGS ARE BASED ON CASUAL (NON-INTRUSIVE) FIELD OBSERVATIONS AND PREVIOUS PROJECT RECORD DOCUMENTS. UPON DISCOVERY OF CONDITIONS NOT SHOWN OR IN CONFLICT WITH THESE DRAWINGS THAT AFFECT PROJECT BUDGET AND/OR SCHEDULE, CONTRACTOR SHALL IMMEDIATELY REPORT SUCH CONDITIONS TO THE ARCHITECT/ENGINEER IN WRITING FOR DIRECTION ON HOW TO PROCEED.

B. ITEMS SHOWN DARK AND DASHED SHALL BE DEMOLISHED.

C. ITEMS SHOWN LIGHT AND SHADED SHALL REMAIN.

D. THE BUILDING DOES CONTAIN ASBESTOS AND LEAD BASED PAINT IN VARIOUS BUILDING MATERIALS. ITEMS THAT CONTAIN ASBESTOS AND LEAD BASED PAINT ARE NOT TO BE REMOVED OR OTHERWISE DISTURBED. FOR FURTHER INFORMATION PLEASE CONTACT OWNER'S REPRESENTATIVE R & R ENVIRONMENTAL INC. AT 801-352-2380.

E. HAZARDOUS MATERIAL ABATEMENT TO BE COMPLETED BY OWNER. HAZARDOUS MATERIAL INVENTORY REPORT IS AVAILABLE FOR REFERENCE FROM THE OWNER. CONTRACTOR SHALL NOTIFY OWNER IMMEDIATELY IF SUSPECTED HAZARDOUS MATERIALS ARE ENCOUNTERED AND HAZARDOUS MATERIALS SHALL BE ABATED BY OWNER'S REPRESENTATIVE BEFORE PROCEEDING WITH SELECTIVE DEMOLITION.

F. BUILDING HVAC HEATING SYSTEM SHALL BE KEPT OPERATIONAL DURING DEMOLITION AND ABATEMENT TO MAINTAIN BUILDING HEAT AND PROVIDE FREEZE PROTECTION. CONTRACTOR SHALL PROVIDE ADDITIONAL TEMPORARY/SUPPLEMENTAL HEATING AS NECESSARY TO MAINTAIN INDOOR TEMPERATURES IN ACCORDANCE WITH DFCM STANDARDS.

G. PER THE HAZARDOUS MATERIALS REPORT, GRAY & GREEN DUCT SEALANT ON SITE IS HAZARDOUS AND MUST BE ABATED. GENERALLY, THE HAZARDOUS DUCT SEALANT WAS OBSERVED ON ROUND AND FLAT OVAL DUCTWORK. ALL DUCTWORK DEMOLITION TO BE PERFORMED BY ABATEMENT CONTRACTOR.

H. WHERE DUCTWORK WITH HAZARDOUS DUCT SEALANT PENETRATES A WALL SHOWN TO BE DEMOLISHED IN PHASE 01, LEAVE MIN. 2'-0" UNDISTURBED MATERIAL AROUND DUCTWORK TO MINIMIZE RISK OF A HAZARDOUS MATERIAL SPILL.

I. WHERE NOTED ON PLANS, CONTRACTOR SHALL SALVAGE EXISTING ORNAMENTAL HVAC SUPPLY/RETURN REGISTERS LOCATED IN CAFE AREA AND ELSEWHERE THROUGHOUT BUILDING. CONTRACTOR SHALL TAG AND LOG EACH REGISTER'S ORIGINAL INSTALLATION LOCATION AND FUNCTION. UPON DISCOVERY OF ADDITIONAL ORNAMENTAL SUPPLY/RETURN REGISTERS NOT NOTED ON PLANS, CONTRACTOR SHALL CONTACT ARCHITECT/ENGINEER FOR DIRECTION.

KEYNOTES

1	LOCATION OF PIPING COVERED WITH ASBESTOS INSULATION INDICATED BY HAZARDOUS MATERIALS REPORT, TYPICAL. PIPING AND INSULATION TO BE REMOVED DURING ABATEMENT.
2	HATCHED AREA INDICATES CEILINGS IN THIS AREA TO BE REMOVED, SEE 1.AD111 SHEETS.
3	DUCT MAINS FROM AIR HANDLERS IN ATTIC DOWN TO BASEMENT LEVEL.
4	EXISTING GAS-FIRED MAKE-UP AIR UNIT FOR KITCHEN HOOD EXHAUST.
5	REMOVE EXISTING RADIATOR AND SALVAGE.
6	EXISTING STEAM RADIATOR. SUPPLY AND RETURN PIPING UP FROM BELOW. REMOVE AND REINSTALL AS NECESSARY TO SALVAGE HISTORIC WOOD PANELING/TRIM.
7	PIPE RISERS FROM BASEMENT UP TO ATTIC.
8	GENERAL EXHAUST DUCT UP TO EXHAUST FAN ON ROOF.
9	EXISTING HOT WATER FIN TUBE HEATER. SUPPLY AND RETURN PIPING UP FROM BELOW. REMOVE AND REINSTALL AS NECESSARY TO SALVAGE HISTORIC WOOD PANELING/TRIM.
10	EXISTING WATER HEATER FLUE VENT FROM BASEMENT UP THROUGH ROOF.
11	SALVAGE ORNAMENTAL HVAC REGISTER. SEE GENERAL NOTE H.
12	EXISTING HEAT EXCHANGER.

KEY MAP

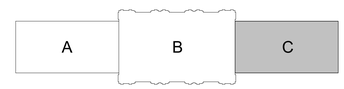

CRSA
ARCHITECTURE · PLANNING · INTERIORS
649 E SOUTH TEMPLE
SALT LAKE CITY, UT 84102
801.355.5915 · www.crsa-us.com

ARCHITECT
CRSA — C/O ZACH HESLOP
175 S. MAIN ST., STE. 300 — zheslop@crsa-us.com
SALT LAKE CITY, UT 84111 — (801)746-4974

STRUCTURAL ENGINEER
REAVELEY ENGINEERS + ASSOC. — C/O JEROD JOHNSON
675 EAST 500 SOUTH, SUITE 400 — jjohnson@reaveley.com
SALT LAKE CITY, UT 84102 — (801) 486-3883

MECHANICAL ENGINEER
COLVIN ENGINEERING ASSOC. — C/O ALLEN EVANS
505 E. SOUTH TEMPLE — aevans@coea-ut.com
SALT LAKE CITY, UT 84102 — (801) 322-2400

ELECTRICAL ENGINEER
SPECTRUM ENGINEERING — C/O MICHAEL FACKRELL
324 STATE ST. STE. 400 — michael.fackrell@speceng.com
SALT LAKE CITY, UT 84102 — (801) 328-5151

CM/GC
GRAMOLL CONSTRUCTION — C/O JIM GRAMOLL
155 S 750 W — jim.gramoll@gramoll.com
NORTH SALT LAKE, UT 84054 — (801) 295-2341

RIO GRANDE DEPOT
SEISMIC UPGRADE

300 SOUTH RIO GRANDE STREET
SALT LAKE CITY, UT 84101

DFCM PROJECT #20229080

STAMP

ISSUE TYPE:	DATE:
BP-01	October 3, 2022

PROJECT NUMBER:	21-031
DRAWN BY:	EHW
CHECKED BY:	ARE

PHASE 1 MAIN LEVEL MECHANICAL DEMO PLAN AREA C

1.MD101C

2024-03-01 - Rio Grande Depot Seismic Upgrade Master 2023-24 Work Scope Report.rvt
08/30/2023 10:48:38 AM

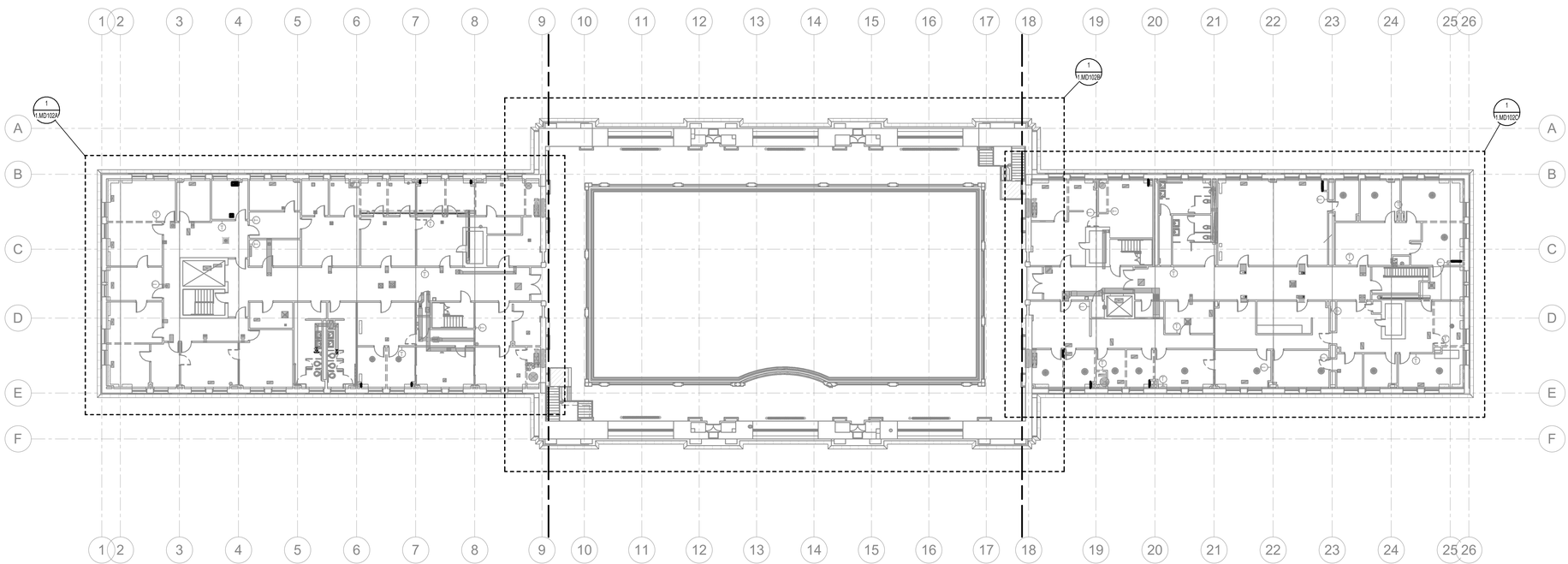

PHASE 1 UPPER LEVEL OVERALL MECHANICAL DEMO PLAN

1 SCALE: 1/16" = 1'-0"

GENERAL NOTES

A. EXISTING DRAWINGS ARE BASED ON CASUAL (NON-INTRUSIVE) FIELD OBSERVATIONS AND PREVIOUS PROJECT RECORD DOCUMENTS. UPON DISCOVERY OF CONDITIONS NOT SHOWN OR IN CONFLICT WITH THESE DRAWINGS THAT AFFECT PROJECT BUDGET AND/OR SCHEDULE, CONTRACTOR SHALL IMMEDIATELY REPORT SUCH CONDITIONS TO THE ARCHITECT/ENGINEER IN WRITING FOR DIRECTION ON HOW TO PROCEED.

B. ITEMS SHOWN DARK AND DASHED SHALL BE DEMOLISHED.

C. ITEMS SHOWN LIGHT AND SHADED SHALL REMAIN.

D. THE BUILDING DOES CONTAIN ASBESTOS AND LEAD BASED PAINT IN VARIOUS BUILDING MATERIALS. ITEMS THAT CONTAIN ASBESTOS AND LEAD BASED PAINT ARE NOT TO BE REMOVED OR OTHERWISE DISTURBED. FOR FURTHER INFORMATION PLEASE CONTACT OWNER'S REPRESENTATIVE R & R ENVIRONMENTAL INC. AT 801-352-2380.

E. HAZARDOUS MATERIAL ABATEMENT TO BE COMPLETED BY OWNER. HAZARDOUS MATERIAL INVENTORY REPORT IS AVAILABLE FOR REFERENCE FROM THE OWNER. CONTRACTOR SHALL NOTIFY OWNER IMMEDIATELY IF SUSPECTED HAZARDOUS MATERIALS ARE ENCOUNTERED AND HAZARDOUS MATERIALS SHALL BE ABATED BY OWNER'S REPRESENTATIVE BEFORE PROCEEDING WITH SELECTIVE DEMOLITION.

F. BUILDING HVAC HEATING SYSTEM SHALL BE KEPT OPERATIONAL DURING DEMOLITION AND ABATEMENT TO MAINTAIN BUILDING HEAT AND PROVIDE FREEZE PROTECTION. CONTRACTOR SHALL PROVIDE ADDITIONAL TEMPORARY/SUPPLEMENTAL HEATING AS NECESSARY TO MAINTAIN INDOOR TEMPERATURES IN ACCORDANCE WITH DFCM STANDARDS.

G. PER THE HAZARDOUS MATERIALS REPORT, GRAY & GREEN DUCT SEALANT ON SITE IS HAZARDOUS AND MUST BE ABATED. GENERALLY, THE HAZARDOUS DUCT SEALANT WAS OBSERVED ON ROUND AND FLAT OVAL DUCTWORK. ALL DUCTWORK DEMOLITION TO BE PERFORMED BY ABATEMENT CONTRACTOR.

H. WHERE DUCTWORK WITH HAZARDOUS DUCT SEALANT PENETRATES A WALL SHOWN TO BE DEMOLISHED IN PHASE 01, LEAVE MIN. 2'-0" UNDISTURBED MATERIAL AROUND DUCTWORK TO MINIMIZE RISK OF A HAZARDOUS MATERIAL SPILL.

I. WHERE NOTED ON PLANS, CONTRACTOR SHALL SALVAGE EXISTING ORNAMENTAL HVAC SUPPLY/RETURN REGISTERS LOCATED IN CAFE AREA AND ELSEWHERE THROUGHOUT BUILDING. CONTRACTOR SHALL TAG AND LOG EACH REGISTER'S ORIGINAL INSTALLATION LOCATION AND FUNCTION. UPON DISCOVERY OF ADDITIONAL ORNAMENTAL SUPPLY/RETURN REGISTERS NOT NOTED ON PLANS, CONTRACTOR SHALL CONTACT ARCHITECT/ENGINEER FOR DIRECTION.

KEY MAP



CRSA
ARCHITECTURE · PLANNING · INTERIORS
649 E SOUTH TEMPLE
SALT LAKE CITY, UT 84102
801.355.5915 · www.crsa-us.com

ARCHITECT
CRSA
175 S. MAIN ST., STE. 300
SALT LAKE CITY, UT 84111
C/O ZACH HESLOP
zheslop@crsa-us.com
(801)746-4974

STRUCTURAL ENGINEER
REAVELEY ENGINEERS + ASSOC.
675 EAST 500 SOUTH, SUITE 400
SALT LAKE CITY, UT 84102
C/O JEROD JOHNSON
jjohnson@reaveley.com
(801) 486-3883

MECHANICAL ENGINEER
COLVIN ENGINEERING ASSOC.
505 E. SOUTH TEMPLE
SALT LAKE CITY, UT 84102
C/O ALLEN EVANS
aevans@cea-ut.com
(801) 322-2400

ELECTRICAL ENGINEER
SPECTRUM ENGINEERING
324 STATE ST. STE. 400
SALT LAKE CITY, UT 84102
C/O MICHAEL FACKRELL
michael.fackrell@speceng.com
(801) 328-5151

CM/GC
GRAMOLL CONSTRUCTION
155 S 750 W
NORTH SALT LAKE, UT 84054
C/O JIM GRAMOLL
jim.gramoll@gramoll.com
(801) 295-2341

RIO GRANDE DEPOT SEISMIC UPGRADE

300 SOUTH RIO GRANDE STREET
SALT LAKE CITY, UT 84101

DFCM PROJECT #20229080

STAMP

ISSUE TYPE:	DATE:
BP-01	October 3, 2022

PROJECT NUMBER:	21-031
DRAWN BY:	EHW
CHECKED BY:	ARE

PHASE 1 UPPER LEVEL OVERALL MECHANICAL DEMO PLAN

1.MD102

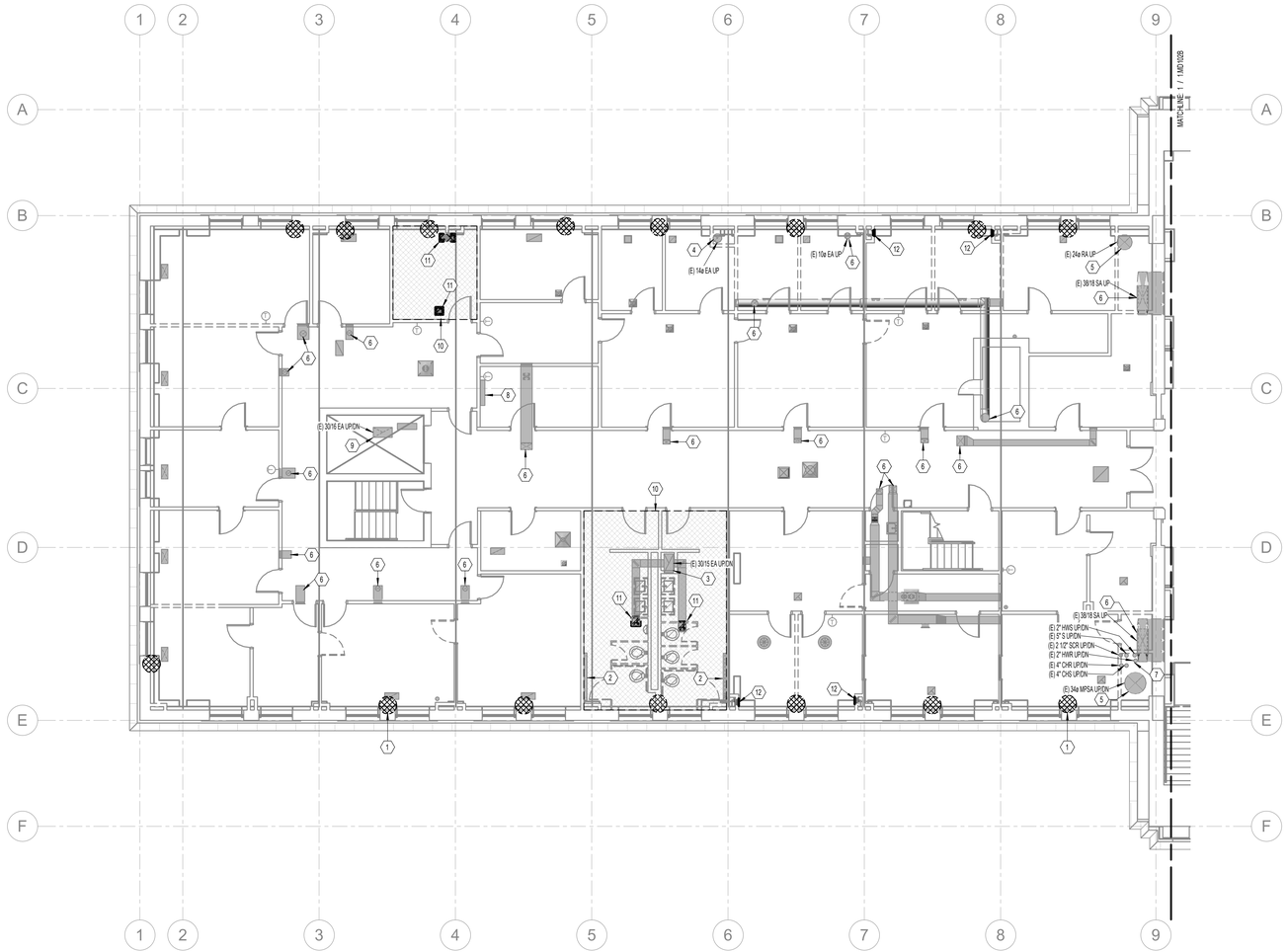

1 PHASE 1 UPPER LEVEL MECHANICAL DEMO PLAN AREA A
SCALE: 1/8" = 1'-0"

GENERAL NOTES

A. EXISTING DRAWINGS ARE BASED ON CASUAL (NON-INTRUSIVE) FIELD OBSERVATIONS AND PREVIOUS PROJECT RECORD DOCUMENTS. UPON DISCOVERY OF CONDITIONS NOT SHOWN OR IN CONFLICT WITH THESE DRAWINGS THAT AFFECT PROJECT BUDGET AND/OR SCHEDULE, CONTRACTOR SHALL IMMEDIATELY REPORT SUCH CONDITIONS TO THE ARCHITECT/ENGINEER IN WRITING FOR DIRECTION ON HOW TO PROCEED.

B. ITEMS SHOWN DARK AND DASHED SHALL BE DEMOLISHED.

C. ITEMS SHOWN LIGHT AND SHADED SHALL REMAIN.

D. THE BUILDING DOES CONTAIN ASBESTOS AND LEAD BASED PAINT IN VARIOUS BUILDING MATERIALS. ITEMS THAT CONTAIN ASBESTOS AND LEAD BASED PAINT ARE NOT TO BE REMOVED OR OTHERWISE DISTURBED. FOR FURTHER INFORMATION PLEASE CONTACT OWNER'S REPRESENTATIVE R & R ENVIRONMENTAL INC. AT 801-352-2380.

E. HAZARDOUS MATERIAL ABATEMENT TO BE COMPLETED BY OWNER. HAZARDOUS MATERIAL INVENTORY REPORT IS AVAILABLE FOR REFERENCE FROM THE OWNER. CONTRACTOR SHALL NOTIFY OWNER IMMEDIATELY IF SUSPECTED HAZARDOUS MATERIALS ARE ENCOUNTERED AND HAZARDOUS MATERIALS SHALL BE ABATED BY OWNER'S REPRESENTATIVE BEFORE PROCEEDING WITH SELECTIVE DEMOLITION.

F. BUILDING HVAC HEATING SYSTEM SHALL BE KEPT OPERATIONAL DURING DEMOLITION AND ABATEMENT TO MAINTAIN BUILDING HEAT AND PROVIDE FREEZE PROTECTION. CONTRACTOR SHALL PROVIDE ADDITIONAL TEMPORARY/SUPPLEMENTAL HEATING AS NECESSARY TO MAINTAIN INDOOR TEMPERATURES IN ACCORDANCE WITH DFCM STANDARDS.

G. PER THE HAZARDOUS MATERIALS REPORT, GRAY & GREEN DUCT SEALANT ON SITE IS HAZARDOUS AND MUST BE ABATED. GENERALLY, THE HAZARDOUS DUCT SEALANT WAS OBSERVED ON ROUND AND FLAT OVAL DUCTWORK. ALL DUCTWORK DEMOLITION TO BE PERFORMED BY ABATEMENT CONTRACTOR.

H. WHERE DUCTWORK WITH HAZARDOUS DUCT SEALANT PENETRATES A WALL SHOWN TO BE DEMOLISHED IN PHASE 01, LEAVE MIN. 2'-0" UNDISTURBED MATERIAL AROUND DUCTWORK TO MINIMIZE RISK OF A HAZARDOUS MATERIAL SPILL.

I. WHERE NOTED ON PLANS, CONTRACTOR SHALL SALVAGE EXISTING ORNAMENTAL HVAC SUPPLY/RETURN REGISTERS LOCATED IN CAFE AREA AND ELSEWHERE THROUGHOUT BUILDING. CONTRACTOR SHALL TAG AND LOG EACH REGISTER'S ORIGINAL INSTALLATION LOCATION AND FUNCTION. UPON DISCOVERY OF ADDITIONAL ORNAMENTAL SUPPLY/RETURN REGISTERS NOT NOTED ON PLANS, CONTRACTOR SHALL CONTACT ARCHITECT/ENGINEER FOR DIRECTION.

KEYNOTES

1	LOCATION OF PIPING COVERED WITH ASBESTOS INSULATION INDICATED BY HAZARDOUS MATERIALS REPORT, TYPICAL. PIPING AND INSULATION TO BE REMOVED DURING ABATEMENT.
2	EXISTING HOT WATER FIN TUBE HEATER. SUPPLY AND RETURN PIPING UP FROM BELOW. REMOVE AND REINSTALL AS NECESSARY TO SALVAGE HISTORIC WOOD PANELING/TRIM.
3	GENERAL EXHAUST DUCT UP TO EXHAUST FAN ON ROOF.
4	FUME HOOD EXHAUST DUCT FROM BASEMENT LEVEL UP TO EXHAUST FAN ON ROOF.
5	DUCT MAINS FROM AIR HANDLERS IN ATTIC DOWN TO BASEMENT LEVEL.
6	DUCTWORK UP TO ATTIC LEVEL.
7	PIPE RISERS FROM BASEMENT UP TO ATTIC.
8	EXISTING INDOOR MINI-SPLIT UNIT.
9	EXISTING EXHAUST/RELIEF DUCTWORK FROM ELEVATOR SHAFT UP THROUGH ROOF.
10	HATCHED AREA INDICATES CEILINGS IN THIS AREA TO BE REMOVED, SEE 1.AD112 SHEETS.
11	REMOVE EXISTING HVAC DIFFUSER FROM CEILING BEING DEMOLISHED.
12	REMOVE EXISTING HVAC GRILLE FROM WALL BEING DEMOLISHED.

KEY MAP



CRSA
ARCHITECTURE · PLANNING · INTERIORS
649 E SOUTH TEMPLE
SALT LAKE CITY, UT 84102
801.355.5915 · www.crsa-us.com

ARCHITECT
CRSA
175 S. MAIN ST., STE. 300
SALT LAKE CITY, UT 84111
C/O ZACH HESLOP
zheslop@crsa-us.com
(801)746-4974

STRUCTURAL ENGINEER
REAVELEY ENGINEERS + ASSOC.
675 EAST 500 SOUTH, SUITE 400
SALT LAKE CITY, UT 84102
C/O JEROD JOHNSON
jjohnson@reaveley.com
(801) 486-3883

MECHANICAL ENGINEER
COLVIN ENGINEERING ASSOC.
505 E. SOUTH TEMPLE
SALT LAKE CITY, UT 84102
C/O ALLEN EVANS
aevans@cea-ut.com
(801) 322-2400

ELECTRICAL ENGINEER
SPECTRUM ENGINEERING
324 STATE ST. STE. 400
SALT LAKE CITY, UT 84102
C/O MICHAEL FACKRELL
michael.fackrell@speceng.com
(801) 328-5151

CM/GC
GRAMOLL CONSTRUCTION
155 S 750 W
NORTH SALT LAKE, UT 84054
C/O JIM GRAMOLL
jim.gramoll@gramoll.com
(801) 295-2341

RIO GRANDE DEPOT SEISMIC UPGRADE

300 SOUTH RIO GRANDE STREET
SALT LAKE CITY, UT 84101

DFCM PROJECT #20229080

STAMP

ISSUE TYPE:	DATE:
BP-01	October 3, 2022

PROJECT NUMBER:	21-031
DRAWN BY:	EHW
CHECKED BY:	ARE

PHASE 1 UPPER LEVEL MECHANICAL DEMO PLAN AREA A

1.MD102A

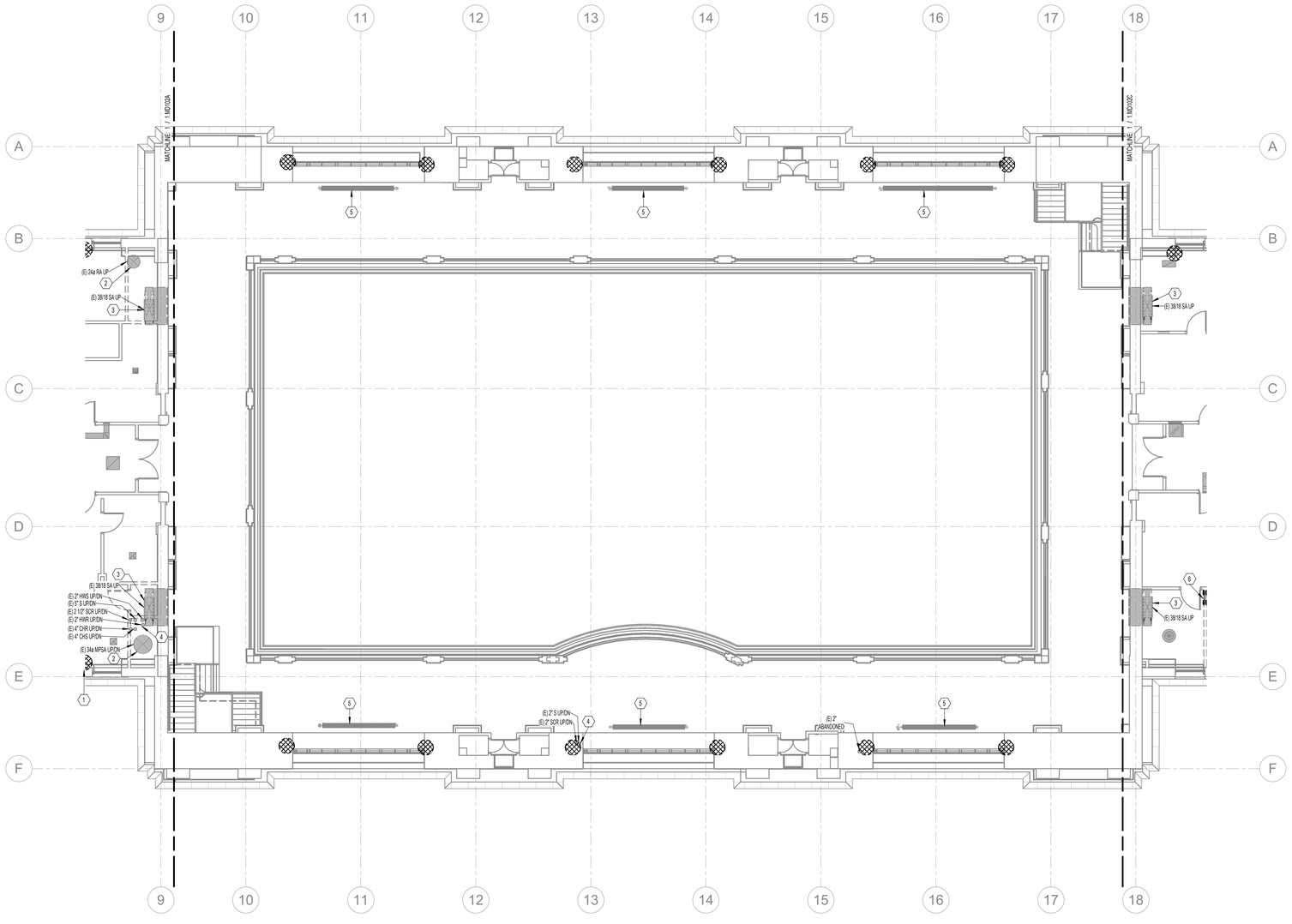

1 PHASE 1 UPPER LEVEL MECHANICAL DEMO PLAN AREA B

SCALE: 1/8" = 1'-0"

0' 4' 8' 16'

GENERAL NOTES

A. EXISTING DRAWINGS ARE BASED ON CASUAL (NON-INTRUSIVE) FIELD OBSERVATIONS AND PREVIOUS PROJECT RECORD DOCUMENTS. UPON DISCOVERY OF CONDITIONS NOT SHOWN OR IN CONFLICT WITH THESE DRAWINGS THAT AFFECT PROJECT BUDGET AND/OR SCHEDULE, CONTRACTOR SHALL IMMEDIATELY REPORT SUCH CONDITIONS TO THE ARCHITECT/ENGINEER IN WRITING FOR DIRECTION ON HOW TO PROCEED.

B. ITEMS SHOWN DARK AND DASHED SHALL BE DEMOLISHED.

C. ITEMS SHOWN LIGHT AND SHADED SHALL REMAIN.

D. THE BUILDING DOES CONTAIN ASBESTOS AND LEAD BASED PAINT IN VARIOUS BUILDING MATERIALS. ITEMS THAT CONTAIN ASBESTOS AND LEAD BASED PAINT ARE NOT TO BE REMOVED OR OTHERWISE DISTURBED. FOR FURTHER INFORMATION PLEASE CONTACT OWNER'S REPRESENTATIVE R & R ENVIRONMENTAL INC. AT 801-352-2380.

E. HAZARDOUS MATERIAL ABATEMENT TO BE COMPLETED BY OWNER. HAZARDOUS MATERIAL INVENTORY REPORT IS AVAILABLE FOR REFERENCE FROM THE OWNER. CONTRACTOR SHALL NOTIFY OWNER IMMEDIATELY IF SUSPECTED HAZARDOUS MATERIALS ARE ENCOUNTERED AND HAZARDOUS MATERIALS SHALL BE ABATED BY OWNER'S REPRESENTATIVE BEFORE PROCEEDING WITH SELECTIVE DEMOLITION.

F. BUILDING HVAC HEATING SYSTEM SHALL BE KEPT OPERATIONAL DURING DEMOLITION AND ABATEMENT TO MAINTAIN BUILDING HEAT AND PROVIDE FREEZE PROTECTION. CONTRACTOR SHALL PROVIDE ADDITIONAL TEMPORARY/SUPPLEMENTAL HEATING AS NECESSARY TO MAINTAIN INDOOR TEMPERATURES IN ACCORDANCE WITH DFCM STANDARDS.

G. PER THE HAZARDOUS MATERIALS REPORT, GRAY & GREEN DUCT SEALANT ON SITE IS HAZARDOUS AND MUST BE ABATED. GENERALLY, THE HAZARDOUS DUCT SEALANT WAS OBSERVED ON ROUND AND FLAT OVAL DUCTWORK. ALL DUCTWORK DEMOLITION TO BE PERFORMED BY ABATEMENT CONTRACTOR.

H. WHERE DUCTWORK WITH HAZARDOUS DUCT SEALANT PENETRATES A WALL SHOWN TO BE DEMOLISHED IN PHASE 01, LEAVE MIN. 2'-0" UNDISTURBED MATERIAL AROUND DUCTWORK TO MINIMIZE RISK OF A HAZARDOUS MATERIAL SPILL.

I. WHERE NOTED ON PLANS, CONTRACTOR SHALL SALVAGE EXISTING ORNAMENTAL HVAC SUPPLY/RETURN REGISTERS LOCATED IN CAFE AREA AND ELSEWHERE THROUGHOUT BUILDING. CONTRACTOR SHALL TAG AND LOG EACH REGISTER'S ORIGINAL INSTALLATION LOCATION AND FUNCTION. UPON DISCOVERY OF ADDITIONAL ORNAMENTAL SUPPLY/RETURN REGISTERS NOT NOTED ON PLANS, CONTRACTOR SHALL CONTACT ARCHITECT/ENGINEER FOR DIRECTION.

KEYNOTES

1	LOCATION OF PIPING COVERED WITH ASBESTOS INSULATION INDICATED BY HAZARDOUS MATERIALS REPORT, TYPICAL. PIPING AND INSULATION TO BE REMOVED DURING ABATEMENT.
2	DUCT MAINS FROM AIR HANDLERS IN ATTIC DOWN TO BASEMENT LEVEL.
3	DUCTWORK UP TO ATTIC LEVEL.
4	PIPE RISERS FROM BASEMENT UP TO ATTIC.
5	EXISTING STEAM RADIATOR. SUPPLY AND RETURN PIPING UP FROM BELOW. REMOVE AND REINSTALL AS NECESSARY TO SALVAGE HISTORIC WOOD PANELING/TRIM.
6	REMOVE EXISTING HVAC GRILLE FROM WALL BEING DEMOLISHED.

KEY MAP

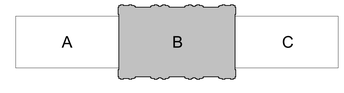

CRSA

ARCHITECTURE · PLANNING · INTERIORS

649 E SOUTH TEMPLE
SALT LAKE CITY, UT 84102
801.355.5915 · www.crsa-us.com

ARCHITECT
CRSA
175 S. MAIN ST., STE. 300
SALT LAKE CITY, UT 84111
C/O ZACH HESLOP
zheslop@crsa-us.com
(801)746-4974

STRUCTURAL ENGINEER
REAVELEY ENGINEERS + ASSOC.
675 EAST 500 SOUTH, SUITE 400
SALT LAKE CITY, UT 84102
C/O JEROD JOHNSON
jjohnson@reaveley.com
(801) 486-3883

MECHANICAL ENGINEER
COLVIN ENGINEERING ASSOC.
505 E. SOUTH TEMPLE
SALT LAKE CITY, UT 84102
C/O ALLEN EVANS
aevans@cea-ut.com
(801) 322-2400

ELECTRICAL ENGINEER
SPECTRUM ENGINEERING
324 STATE ST. STE. 400
SALT LAKE CITY, UT 84102
C/O MICHAEL FACKRELL
michael.fackrell@speceng.com
(801) 328-5151

CM/GC
GRAMOLL CONSTRUCTION
155 S 750 W
NORTH SALT LAKE, UT 84054
C/O JIM GRAMOLL
jim.gramoll@gramoll.com
(801) 295-2341

RIO GRANDE DEPOT SEISMIC UPGRADE

300 SOUTH RIO GRANDE STREET
SALT LAKE CITY, UT 84101

DFCM PROJECT #20229080

STAMP



ISSUE TYPE:	DATE:
BP-01	October 3, 2022

PROJECT NUMBER:	21-031
DRAWN BY:	EHW
CHECKED BY:	ARE

PHASE 1 UPPER LEVEL MECHANICAL DEMO PLAN AREA B

1.MD102B

10/3/2022 2:01:45 PM C:\Users\Ryan.Erickson\Documents\Projects\Rio Grande Depot\21-031_RIO GRANDE DEPOT_ryan.erickson@crsa-us.com.rvt

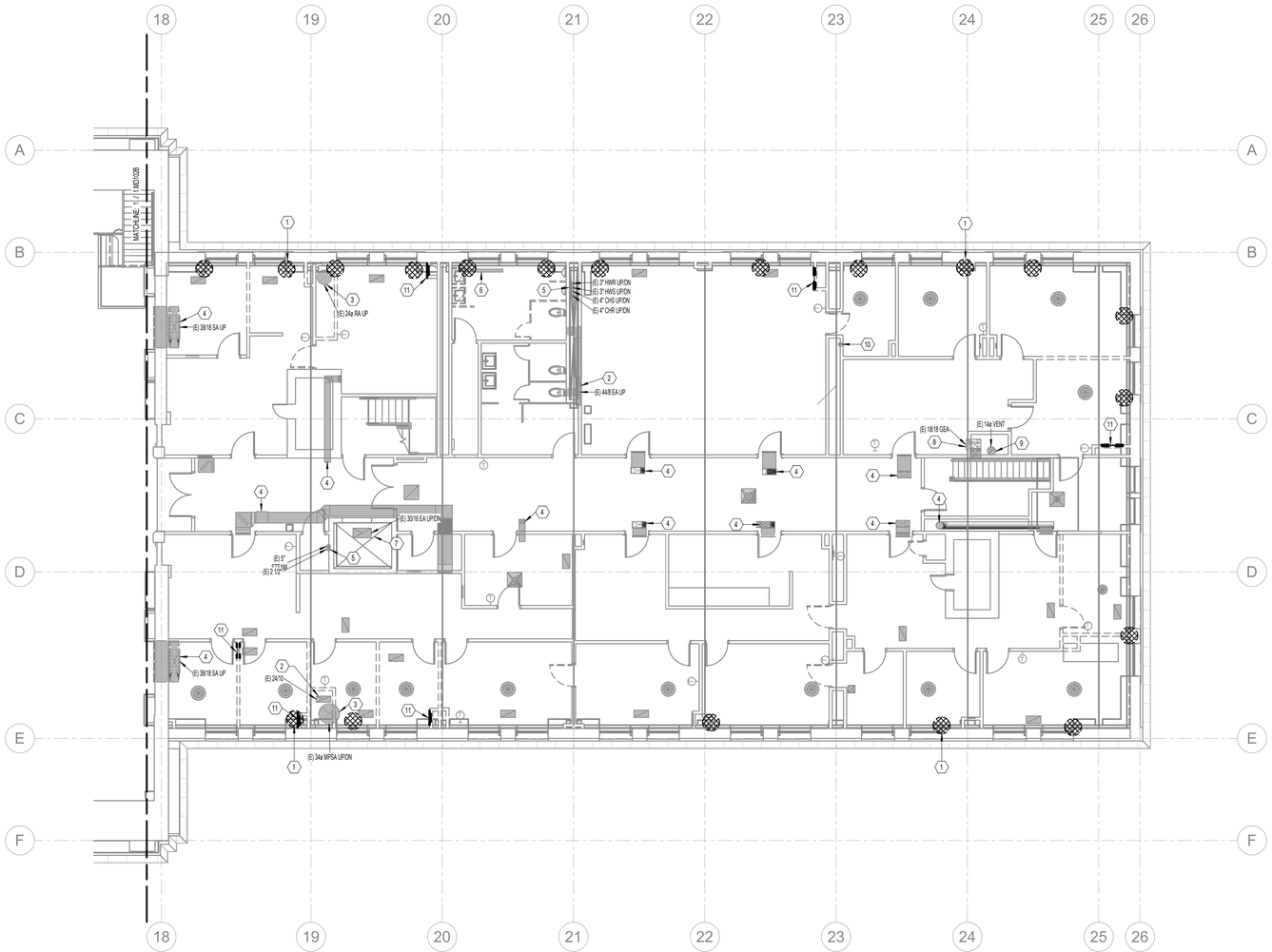

1 PHASE 1 UPPER LEVEL MECHANICAL DEMO PLAN AREA C

SCALE: 1/8" = 1'-0"

0 2' 4' 8' 16'

GENERAL NOTES

A. EXISTING DRAWINGS ARE BASED ON CASUAL (NON-INTRUSIVE) FIELD OBSERVATIONS AND PREVIOUS PROJECT RECORD DOCUMENTS. UPON DISCOVERY OF CONDITIONS NOT SHOWN OR IN CONFLICT WITH THESE DRAWINGS THAT AFFECT PROJECT BUDGET AND/OR SCHEDULE, CONTRACTOR SHALL IMMEDIATELY REPORT SUCH CONDITIONS TO THE ARCHITECT/ENGINEER IN WRITING FOR DIRECTION ON HOW TO PROCEED.

B. ITEMS SHOWN DARK AND DASHED SHALL BE DEMOLISHED.

C. ITEMS SHOWN LIGHT AND SHADED SHALL REMAIN.

D. THE BUILDING DOES CONTAIN ASBESTOS AND LEAD BASED PAINT IN VARIOUS BUILDING MATERIALS. ITEMS THAT CONTAIN ASBESTOS AND LEAD BASED PAINT ARE NOT TO BE REMOVED OR OTHERWISE DISTURBED. FOR FURTHER INFORMATION PLEASE CONTACT OWNER'S REPRESENTATIVE R & R ENVIRONMENTAL INC. AT 801-352-2380.

E. HAZARDOUS MATERIAL ABATEMENT TO BE COMPLETED BY OWNER. HAZARDOUS MATERIAL INVENTORY REPORT IS AVAILABLE FOR REFERENCE FROM THE OWNER. CONTRACTOR SHALL NOTIFY OWNER IMMEDIATELY IF SUSPECTED HAZARDOUS MATERIALS ARE ENCOUNTERED AND HAZARDOUS MATERIALS SHALL BE ABATED BY OWNER'S REPRESENTATIVE BEFORE PROCEEDING WITH SELECTIVE DEMOLITION.

F. BUILDING HVAC HEATING SYSTEM SHALL BE KEPT OPERATIONAL DURING DEMOLITION AND ABATEMENT TO MAINTAIN BUILDING HEAT AND PROVIDE FREEZE PROTECTION. CONTRACTOR SHALL PROVIDE ADDITIONAL TEMPORARY/SUPPLEMENTAL HEATING AS NECESSARY TO MAINTAIN INDOOR TEMPERATURES IN ACCORDANCE WITH DFCM STANDARDS.

G. PER THE HAZARDOUS MATERIALS REPORT, GRAY & GREEN DUCT SEALANT ON SITE IS HAZARDOUS AND MUST BE ABATED. GENERALLY, THE HAZARDOUS DUCT SEALANT WAS OBSERVED ON ROUND AND FLAT OVAL DUCTWORK. ALL DUCTWORK DEMOLITION TO BE PERFORMED BY ABATEMENT CONTRACTOR.

H. WHERE DUCTWORK WITH HAZARDOUS DUCT SEALANT PENETRATES A WALL SHOWN TO BE DEMOLISHED IN PHASE 01, LEAVE MIN. 2'-0" UNDISTURBED MATERIAL AROUND DUCTWORK TO MINIMIZE RISK OF A HAZARDOUS MATERIAL SPILL.

I. WHERE NOTED ON PLANS, CONTRACTOR SHALL SALVAGE EXISTING ORNAMENTAL HVAC SUPPLY/RETURN REGISTERS LOCATED IN CAFE AREA AND ELSEWHERE THROUGHOUT BUILDING. CONTRACTOR SHALL TAG AND LOG EACH REGISTER'S ORIGINAL INSTALLATION LOCATION AND FUNCTION. UPON DISCOVERY OF ADDITIONAL ORNAMENTAL SUPPLY/RETURN REGISTERS NOT NOTED ON PLANS, CONTRACTOR SHALL CONTACT ARCHITECT/ENGINEER FOR DIRECTION.

KEYNOTES

1	LOCATION OF PIPING COVERED WITH ASBESTOS INSULATION INDICATED BY HAZARDOUS MATERIALS REPORT, TYPICAL. PIPING AND INSULATION TO BE REMOVED DURING ABATEMENT.
2	GENERAL EXHAUST DUCT UP TO EXHAUST FAN ON ROOF.
3	DUCT MAINS FROM AIR HANDLERS IN ATTIC DOWN TO BASEMENT LEVEL.
4	DUCTWORK UP TO ATTIC LEVEL.
5	PIPE RISERS FROM BASEMENT UP TO ATTIC.
6	EXISTING HOT WATER FIN TUBE HEATER. SUPPLY AND RETURN PIPING UP FROM BELOW. REMOVE AND REINSTALL AS NECESSARY TO SALVAGE HISTORIC WOOD PANELING/TRIM.
7	EXISTING EXHAUST/RELIEF DUCTWORK FROM ELEVATOR SHAFT UP THROUGH ROOF.
8	EXISTING KITCHEN HOOD EXHAUST DUCTWORK UP TO EXHAUST FAN IN ATTIC.
9	EXISTING BOILER FLUE UP THROUGH ROOF.
10	EXISTING WATER HEATER FLUE VENT FROM BASEMENT UP THROUGH ROOF.
11	REMOVE EXISTING HVAC GRILLE FROM WALL BEING DEMOLISHED.

KEY MAP



CRSA
ARCHITECTURE · PLANNING · INTERIORS
649 E SOUTH TEMPLE
SALT LAKE CITY, UT 84102
801.355.5915 · www.crsa-us.com

ARCHITECT
CRSA
175 S. MAIN ST., STE. 300
SALT LAKE CITY, UT 84111
C/O ZACH HESLOP
zheslop@crsa-us.com
(801)746-4974

STRUCTURAL ENGINEER
REAVELEY ENGINEERS + ASSOC.
675 EAST 500 SOUTH, SUITE 400
SALT LAKE CITY, UT 84102
C/O JEROD JOHNSON
jjohnson@reaveley.com
(801) 486-3883

MECHANICAL ENGINEER
COLVIN ENGINEERING ASSOC.
505 E. SOUTH TEMPLE
SALT LAKE CITY, UT 84102
C/O ALLEN EVANS
aevans@cea-ut.com
(801) 322-2400

ELECTRICAL ENGINEER
SPECTRUM ENGINEERING
324 STATE ST. STE. 400
SALT LAKE CITY, UT 84102
C/O MICHAEL FACKRELL
michael.fackrell@speceng.com
(801) 328-5151

CM/GC
GRAMOLL CONSTRUCTION
155 S 750 W
NORTH SALT LAKE, UT 84054
C/O JIM GRAMOLL
jim.gramoll@gramoll.com
(801) 295-2341

RIO GRANDE DEPOT SEISMIC UPGRADE

300 SOUTH RIO GRANDE STREET
SALT LAKE CITY, UT 84101

DFCM PROJECT #20229080

STAMP

ISSUE TYPE:	DATE:
BP-01	October 3, 2022

PROJECT NUMBER:	21-031
DRAWN BY:	EHW
CHECKED BY:	ARE

PHASE 1 UPPER LEVEL MECHANICAL DEMO PLAN AREA C

1.MD102C

2022.10.03 File: I:\crsa\Projects\Rio Grande Depot\Revit 19\Upgrade\Rio 2022.09.19 Mechanical_ExportR21.rvt
10/3/2022 7:53:06 AM
Eric Hansen

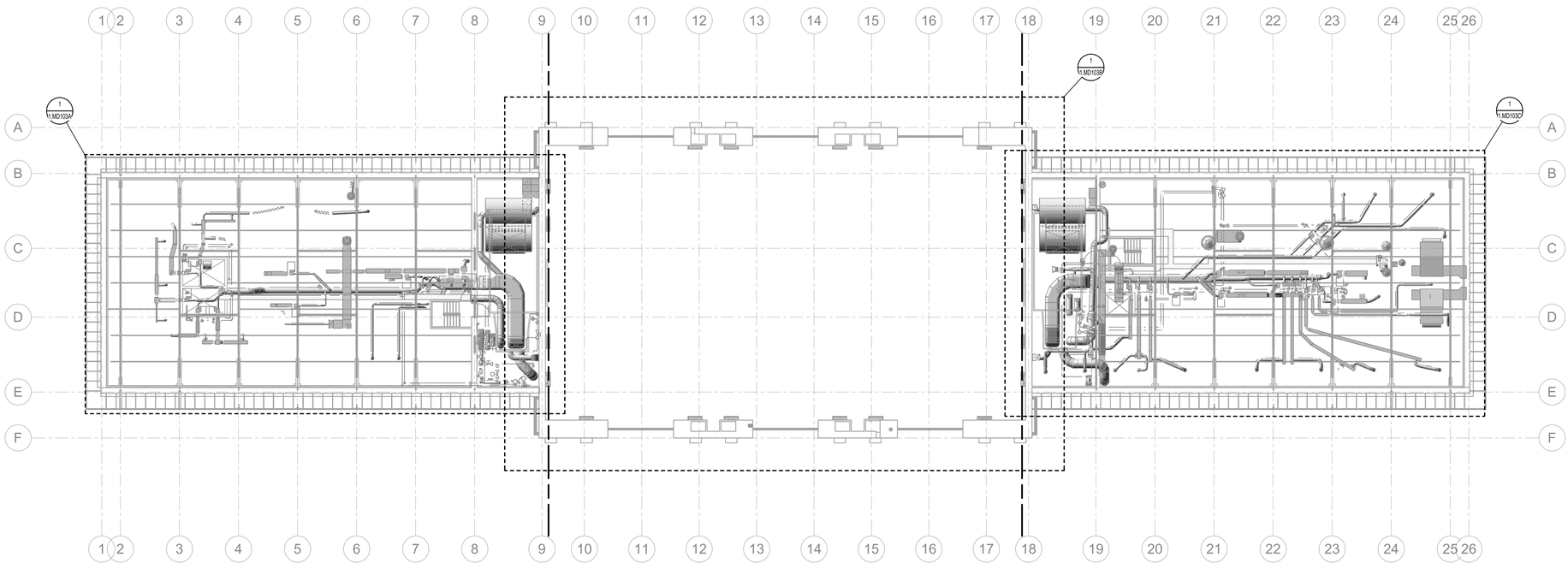

1 PHASE 1 ATTIC OVERALL MECHANICAL DEMO PLAN
SCALE: 1/16" = 1'-0"

GENERAL NOTES

A. EXISTING DRAWINGS ARE BASED ON CASUAL (NON-INTRUSIVE) FIELD OBSERVATIONS AND PREVIOUS PROJECT RECORD DOCUMENTS. UPON DISCOVERY OF CONDITIONS NOT SHOWN OR IN CONFLICT WITH THESE DRAWINGS THAT AFFECT PROJECT BUDGET AND/OR SCHEDULE, CONTRACTOR SHALL IMMEDIATELY REPORT SUCH CONDITIONS TO THE ARCHITECT/ENGINEER IN WRITING FOR DIRECTION ON HOW TO PROCEED.

B. ITEMS SHOWN DARK AND DASHED SHALL BE DEMOLISHED.

C. ITEMS SHOWN LIGHT AND SHADED SHALL REMAIN.

D. THE BUILDING DOES CONTAIN ASBESTOS AND LEAD BASED PAINT IN VARIOUS BUILDING MATERIALS. ITEMS THAT CONTAIN ASBESTOS AND LEAD BASED PAINT ARE NOT TO BE REMOVED OR OTHERWISE DISTURBED. FOR FURTHER INFORMATION PLEASE CONTACT OWNER'S REPRESENTATIVE R & R ENVIRONMENTAL INC. AT 801-352-2380.

E. HAZARDOUS MATERIAL ABATEMENT TO BE COMPLETED BY OWNER. HAZARDOUS MATERIAL INVENTORY REPORT IS AVAILABLE FOR REFERENCE FROM THE OWNER. CONTRACTOR SHALL NOTIFY OWNER IMMEDIATELY IF SUSPECTED HAZARDOUS MATERIALS ARE ENCOUNTERED AND HAZARDOUS MATERIALS SHALL BE ABATED BY OWNER'S REPRESENTATIVE BEFORE PROCEEDING WITH SELECTIVE DEMOLITION.

F. BUILDING HVAC HEATING SYSTEM SHALL BE KEPT OPERATIONAL DURING DEMOLITION AND ABATEMENT TO MAINTAIN BUILDING HEAT AND PROVIDE FREEZE PROTECTION. CONTRACTOR SHALL PROVIDE ADDITIONAL TEMPORARY/SUPPLEMENTAL HEATING AS NECESSARY TO MAINTAIN INDOOR TEMPERATURES IN ACCORDANCE WITH DFCM STANDARDS.

G. PER THE HAZARDOUS MATERIALS REPORT, GRAY & GREEN DUCT SEALANT ON SITE IS HAZARDOUS AND MUST BE ABATED. GENERALLY, THE HAZARDOUS DUCT SEALANT WAS OBSERVED ON ROUND AND FLAT OVAL DUCTWORK. ALL DUCTWORK DEMOLITION TO BE PERFORMED BY ABATEMENT CONTRACTOR.

H. WHERE DUCTWORK WITH HAZARDOUS DUCT SEALANT PENETRATES A WALL SHOWN TO BE DEMOLISHED IN PHASE 01, LEAVE MIN. 2'-0" UNDISTURBED MATERIAL AROUND DUCTWORK TO MINIMIZE RISK OF A HAZARDOUS MATERIAL SPILL.

I. WHERE NOTED ON PLANS, CONTRACTOR SHALL SALVAGE EXISTING ORNAMENTAL HVAC SUPPLY/RETURN REGISTERS LOCATED IN CAFE AREA AND ELSEWHERE THROUGHOUT BUILDING. CONTRACTOR SHALL TAG AND LOG EACH REGISTER'S ORIGINAL INSTALLATION LOCATION AND FUNCTION. UPON DISCOVERY OF ADDITIONAL ORNAMENTAL SUPPLY/RETURN REGISTERS NOT NOTED ON PLANS, CONTRACTOR SHALL CONTACT ARCHITECT/ENGINEER FOR DIRECTION.

KEY MAP

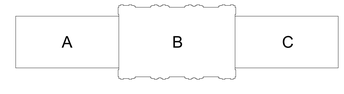

CRSA
ARCHITECTURE · PLANNING · INTERIORS
649 E SOUTH TEMPLE
SALT LAKE CITY, UT 84102
801.355.5915 · www.crsa-us.com

ARCHITECT
CRSA
175 S. MAIN ST., STE. 300
SALT LAKE CITY, UT 84111
C/O ZACH HESLOP
zheslop@crsa-us.com
(801)746-4974

STRUCTURAL ENGINEER
REAVELEY ENGINEERS + ASSOC.
675 EAST 500 SOUTH, SUITE 400
SALT LAKE CITY, UT 84102
C/O JEROD JOHNSON
jjohnson@reaveley.com
(801) 486-3883

MECHANICAL ENGINEER
COLVIN ENGINEERING ASSOC.
505 E. SOUTH TEMPLE
SALT LAKE CITY, UT 84102
C/O ALLEN EVANS
aevans@cea-ut.com
(801) 322-2400

ELECTRICAL ENGINEER
SPECTRUM ENGINEERING
324 STATE ST. STE. 400
SALT LAKE CITY, UT 84102
C/O MICHAEL FACKRELL
michael.fackrell@speceng.com
(801) 328-5151

CM/GC
GRAMOLL CONSTRUCTION
155 S 750 W
NORTH SALT LAKE, UT 84054
C/O JIM GRAMOLL
jim.gramoll@gramoll.com
(801) 295-2341

RIO GRANDE DEPOT SEISMIC UPGRADE

300 SOUTH RIO GRANDE STREET
SALT LAKE CITY, UT 84101

DFCM PROJECT #20229080

STAMP



ISSUE TYPE:	DATE:
BP-01	October 3, 2022
PROJECT NUMBER:	21-031
DRAWN BY:	EHW
CHECKED BY:	ARE

PHASE 1 ATTIC OVERALL MECHANICAL DEMO PLAN

1.MD103

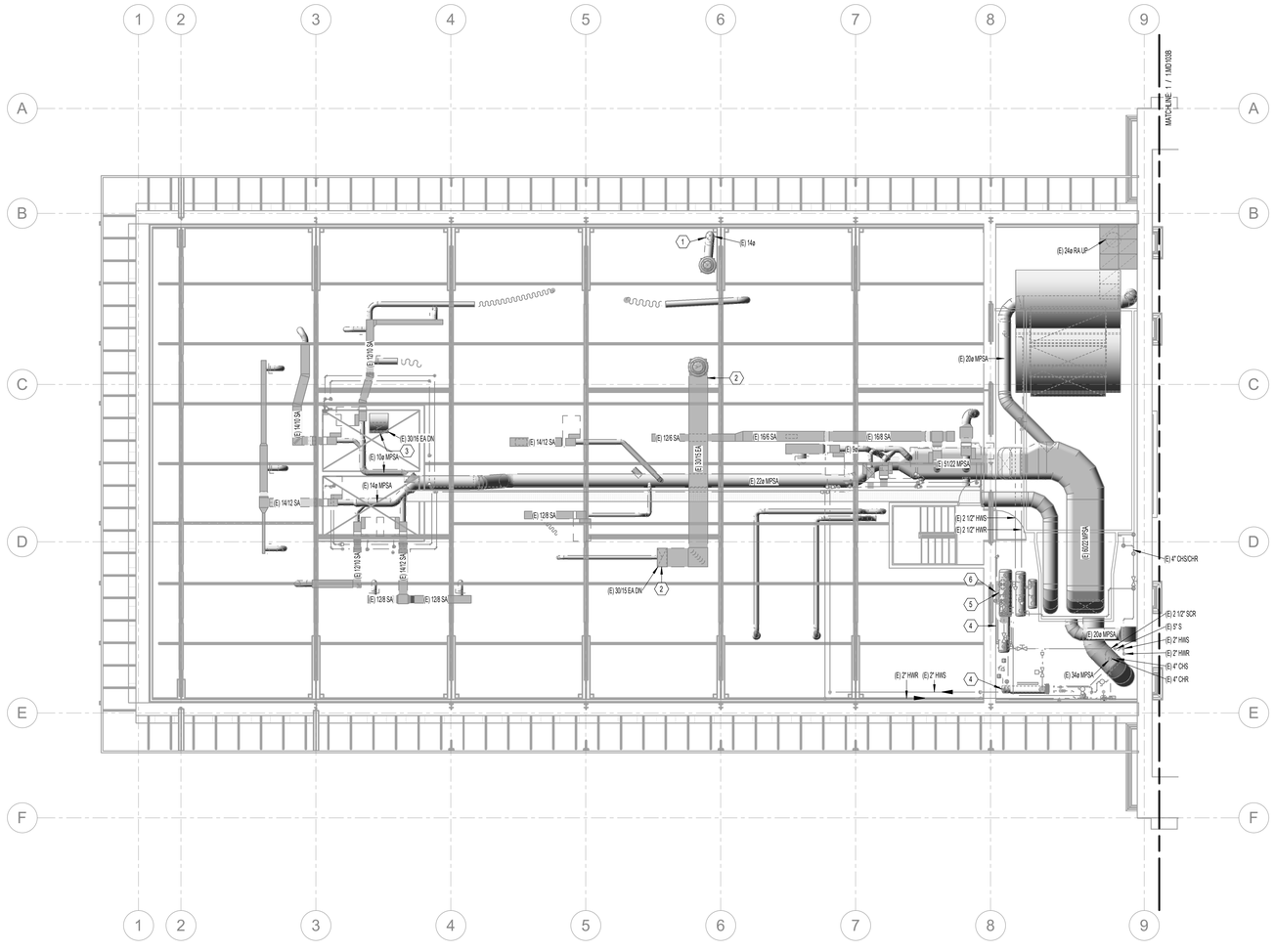

1 PHASE 1 ATTIC MECHANICAL DEMO PLAN AREA A

SCALE: 1/8" = 1'-0"

GENERAL NOTES

A. EXISTING DRAWINGS ARE BASED ON CASUAL (NON-INTRUSIVE) FIELD OBSERVATIONS AND PREVIOUS PROJECT RECORD DOCUMENTS. UPON DISCOVERY OF CONDITIONS NOT SHOWN OR IN CONFLICT WITH THESE DRAWINGS THAT AFFECT PROJECT BUDGET AND/OR SCHEDULE, CONTRACTOR SHALL IMMEDIATELY REPORT SUCH CONDITIONS TO THE ARCHITECT/ENGINEER IN WRITING FOR DIRECTION ON HOW TO PROCEED.

B. ITEMS SHOWN DARK AND DASHED SHALL BE DEMOLISHED.

C. ITEMS SHOWN LIGHT AND SHADED SHALL REMAIN.

D. THE BUILDING DOES CONTAIN ASBESTOS AND LEAD BASED PAINT IN VARIOUS BUILDING MATERIALS. ITEMS THAT CONTAIN ASBESTOS AND LEAD BASED PAINT ARE NOT TO BE REMOVED OR OTHERWISE DISTURBED. FOR FURTHER INFORMATION PLEASE CONTACT OWNER'S REPRESENTATIVE R & R ENVIRONMENTAL INC. AT 801-352-2380.

E. HAZARDOUS MATERIAL ABATEMENT TO BE COMPLETED BY OWNER. HAZARDOUS MATERIAL INVENTORY REPORT IS AVAILABLE FOR REFERENCE FROM THE OWNER. CONTRACTOR SHALL NOTIFY OWNER IMMEDIATELY IF SUSPECTED HAZARDOUS MATERIALS ARE ENCOUNTERED AND HAZARDOUS MATERIALS SHALL BE ABATED BY OWNER'S REPRESENTATIVE BEFORE PROCEEDING WITH SELECTIVE DEMOLITION.

F. BUILDING HVAC HEATING SYSTEM SHALL BE KEPT OPERATIONAL DURING DEMOLITION AND ABATEMENT TO MAINTAIN BUILDING HEAT AND PROVIDE FREEZE PROTECTION. CONTRACTOR SHALL PROVIDE ADDITIONAL TEMPORARY/SUPPLEMENTAL HEATING AS NECESSARY TO MAINTAIN INDOOR TEMPERATURES IN ACCORDANCE WITH DFCM STANDARDS.

G. PER THE HAZARDOUS MATERIALS REPORT, GRAY & GREEN DUCT SEALANT ON SITE IS HAZARDOUS AND MUST BE ABATED. GENERALLY, THE HAZARDOUS DUCT SEALANT WAS OBSERVED ON ROUND AND FLAT OVAL DUCTWORK. ALL DUCTWORK DEMOLITION TO BE PERFORMED BY ABATEMENT CONTRACTOR.

H. WHERE DUCTWORK WITH HAZARDOUS DUCT SEALANT PENETRATES A WALL SHOWN TO BE DEMOLISHED IN PHASE 01, LEAVE MIN. 2'-0" UNDISTURBED MATERIAL AROUND DUCTWORK TO MINIMIZE RISK OF A HAZARDOUS MATERIAL SPILL.

I. WHERE NOTED ON PLANS, CONTRACTOR SHALL SALVAGE EXISTING ORNAMENTAL HVAC SUPPLY/RETURN REGISTERS LOCATED IN CAFE AREA AND ELSEWHERE THROUGHOUT BUILDING. CONTRACTOR SHALL TAG AND LOG EACH REGISTER'S ORIGINAL INSTALLATION LOCATION AND FUNCTION. UPON DISCOVERY OF ADDITIONAL ORNAMENTAL SUPPLY/RETURN REGISTERS NOT NOTED ON PLANS, CONTRACTOR SHALL CONTACT ARCHITECT/ENGINEER FOR DIRECTION.

KEYNOTES

1	FUME HOOD EXHAUST DUCT FROM BASEMENT LEVEL UP TO EXHAUST FAN ON ROOF.
2	GENERAL EXHAUST DUCT UP TO EXHAUST FAN ON ROOF.
3	EXISTING EXHAUST/RELIEF DUCTWORK FROM ELEVATOR SHAFT UP THROUGH ROOF.
4	EXISTING HEAT EXCHANGER.
5	EXISTING EXPANSION TANK(S).
6	EXISTING HOT WATER PUMP.

KEY MAP

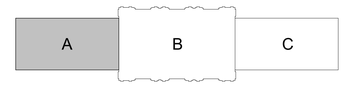

CRSA
ARCHITECTURE · PLANNING · INTERIORS
649 E SOUTH TEMPLE
SALT LAKE CITY, UT 84102
801.355.5915 · www.crsa-us.com

ARCHITECT
CRSA — C/O ZACH HESLOP
175 S. MAIN ST., STE. 300 — zheslop@crsa-us.com
SALT LAKE CITY, UT 84111 — (801)746-4974

STRUCTURAL ENGINEER
REAVELEY ENGINEERS + ASSOC. — C/O JEROD JOHNSON
675 EAST 500 SOUTH, SUITE 400 — jjohnson@reaveley.com
SALT LAKE CITY, UT 84102 — (801) 486-3883

MECHANICAL ENGINEER
COLVIN ENGINEERING ASSOC. — C/O ALLEN EVANS
505 E. SOUTH TEMPLE — aevans@cea-ut.com
SALT LAKE CITY, UT 84102 — (801) 322-2400

ELECTRICAL ENGINEER
SPECTRUM ENGINEERING — C/O MICHAEL FACKRELL
324 STATE ST. STE. 400 — michael.fackrell@speceng.com
SALT LAKE CITY, UT 84102 — (801) 328-5151

CM/GC
GRAMOLL CONSTRUCTION — C/O JIM GRAMOLL
155 S 750 W — jim.gramoll@gramoll.com
NORTH SALT LAKE, UT 84054 — (801) 295-2341

RIO GRANDE DEPOT SEISMIC UPGRADE

300 SOUTH RIO GRANDE STREET
SALT LAKE CITY, UT 84101

DFCM PROJECT #20229080

STAMP

ISSUE TYPE:	DATE:
BP-01	October 3, 2022

PROJECT NUMBER:	21-031
DRAWN BY:	EHW
CHECKED BY:	ARE

PHASE 1 ATTIC MECHANICAL DEMO PLAN AREA A

1.MD103A

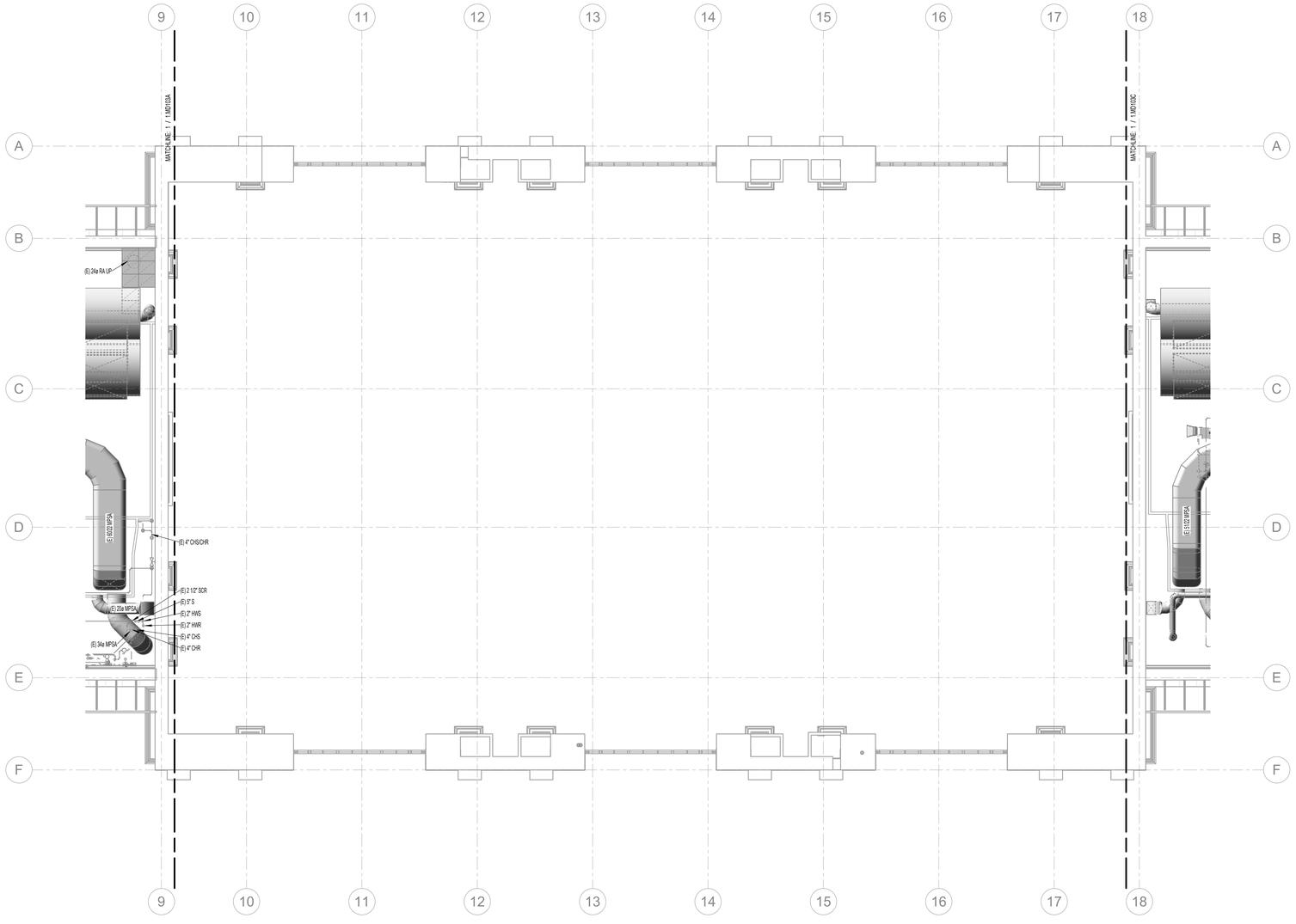

1 PHASE 1 ATTIC MECHANICAL DEMO PLAN AREA B
SCALE: 1/8" = 1'-0"

GENERAL NOTES

A. EXISTING DRAWINGS ARE BASED ON CASUAL (NON-INTRUSIVE) FIELD OBSERVATIONS AND PREVIOUS PROJECT RECORD DOCUMENTS. UPON DISCOVERY OF CONDITIONS NOT SHOWN OR IN CONFLICT WITH THESE DRAWINGS THAT AFFECT PROJECT BUDGET AND/OR SCHEDULE, CONTRACTOR SHALL IMMEDIATELY REPORT SUCH CONDITIONS TO THE ARCHITECT/ENGINEER IN WRITING FOR DIRECTION ON HOW TO PROCEED.

B. ITEMS SHOWN DARK AND DASHED SHALL BE DEMOLISHED.

C. ITEMS SHOWN LIGHT AND SHADED SHALL REMAIN.

D. THE BUILDING DOES CONTAIN ASBESTOS AND LEAD BASED PAINT IN VARIOUS BUILDING MATERIALS. ITEMS THAT CONTAIN ASBESTOS AND LEAD BASED PAINT ARE NOT TO BE REMOVED OR OTHERWISE DISTURBED. FOR FURTHER INFORMATION PLEASE CONTACT OWNER'S REPRESENTATIVE R & R ENVIRONMENTAL INC. AT 801-352-2380.

E. HAZARDOUS MATERIAL ABATEMENT TO BE COMPLETED BY OWNER. HAZARDOUS MATERIAL INVENTORY REPORT IS AVAILABLE FOR REFERENCE FROM THE OWNER. CONTRACTOR SHALL NOTIFY OWNER IMMEDIATELY IF SUSPECTED HAZARDOUS MATERIALS ARE ENCOUNTERED AND HAZARDOUS MATERIALS SHALL BE ABATED BY OWNER'S REPRESENTATIVE BEFORE PROCEEDING WITH SELECTIVE DEMOLITION.

F. BUILDING HVAC HEATING SYSTEM SHALL BE KEPT OPERATIONAL DURING DEMOLITION AND ABATEMENT TO MAINTAIN BUILDING HEAT AND PROVIDE FREEZE PROTECTION. CONTRACTOR SHALL PROVIDE ADDITIONAL TEMPORARY/SUPPLEMENTAL HEATING AS NECESSARY TO MAINTAIN INDOOR TEMPERATURES IN ACCORDANCE WITH DFCM STANDARDS.

G. PER THE HAZARDOUS MATERIALS REPORT, GRAY & GREEN DUCT SEALANT ON SITE IS HAZARDOUS AND MUST BE ABATED. GENERALLY, THE HAZARDOUS DUCT SEALANT WAS OBSERVED ON ROUND AND FLAT OVAL DUCTWORK. ALL DUCTWORK DEMOLITION TO BE PERFORMED BY ABATEMENT CONTRACTOR.

H. WHERE DUCTWORK WITH HAZARDOUS DUCT SEALANT PENETRATES A WALL SHOWN TO BE DEMOLISHED IN PHASE 01, LEAVE MIN. 2'-0" UNDISTURBED MATERIAL AROUND DUCTWORK TO MINIMIZE RISK OF A HAZARDOUS MATERIAL SPILL.

I. WHERE NOTED ON PLANS, CONTRACTOR SHALL SALVAGE EXISTING ORNAMENTAL HVAC SUPPLY/RETURN REGISTERS LOCATED IN CAFE AREA AND ELSEWHERE THROUGHOUT BUILDING. CONTRACTOR SHALL TAG AND LOG EACH REGISTER'S ORIGINAL INSTALLATION LOCATION AND FUNCTION. UPON DISCOVERY OF ADDITIONAL ORNAMENTAL SUPPLY/RETURN REGISTERS NOT NOTED ON PLANS, CONTRACTOR SHALL CONTACT ARCHITECT/ENGINEER FOR DIRECTION.

KEYNOTES

KEY MAP

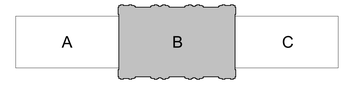

CRSA
ARCHITECTURE · PLANNING · INTERIORS
649 E SOUTH TEMPLE
SALT LAKE CITY, UT 84102
801.355.5915 · www.crsa-us.com

ARCHITECT
CRSA
175 S. MAIN ST., STE. 300
SALT LAKE CITY, UT 84111
C/O ZACH HESLOP
zheslop@crsa-us.com
(801)746-4974

STRUCTURAL ENGINEER
REAVELEY ENGINEERS + ASSOC.
675 EAST 500 SOUTH, SUITE 400
SALT LAKE CITY, UT 84102
C/O JEROD JOHNSON
jjohnson@reaveley.com
(801) 486-3883

MECHANICAL ENGINEER
COLVIN ENGINEERING ASSOC.
505 E. SOUTH TEMPLE
SALT LAKE CITY, UT 84102
C/O ALLEN EVANS
aevans@cea-ut.com
(801) 322-2400

ELECTRICAL ENGINEER
SPECTRUM ENGINEERING
324 STATE ST. STE. 400
SALT LAKE CITY, UT 84102
C/O MICHAEL FACKRELL
michael.fackrell@speceng.com
(801) 328-5151

CM/GC
GRAMOLL CONSTRUCTION
155 S 750 W
NORTH SALT LAKE, UT 84054
C/O JIM GRAMOLL
jim.gramoll@gramoll.com
(801) 295-2341

RIO GRANDE DEPOT SEISMIC UPGRADE

300 SOUTH RIO GRANDE STREET
SALT LAKE CITY, UT 84101

DFCM PROJECT #20229080

STAMP

ISSUE TYPE:	DATE:
BP-01	October 3, 2022

PROJECT NUMBER:	21-031
DRAWN BY:	EHW
CHECKED BY:	ARE

PHASE 1 ATTIC MECHANICAL DEMO PLAN AREA B

1.MD103B

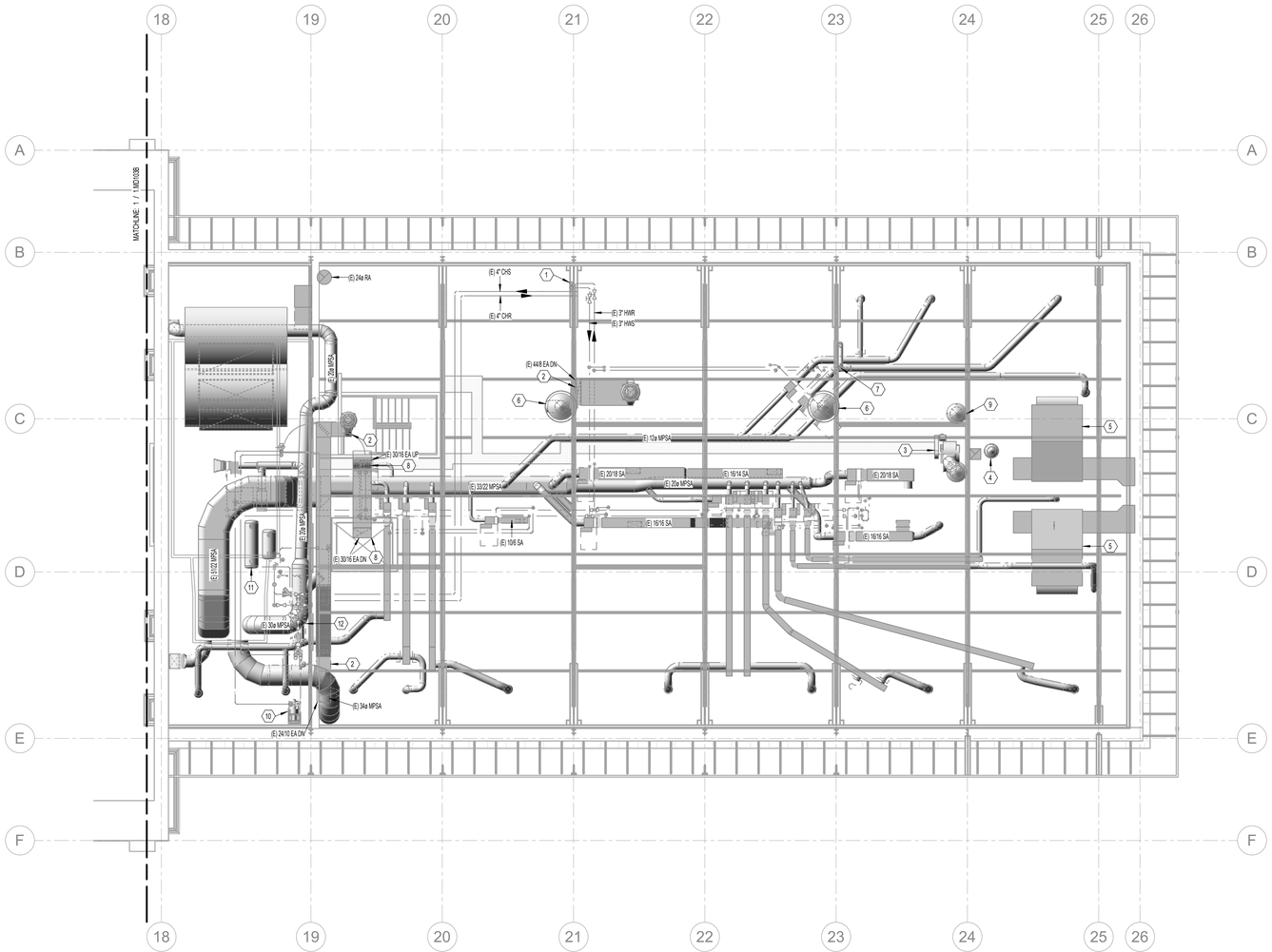

1 PHASE 1 ATTIC MECHANICAL DEMO PLAN AREA C

SCALE: 1/8" = 1'-0"

0' 2' 4' 8' 16'

GENERAL NOTES

A. EXISTING DRAWINGS ARE BASED ON CASUAL (NON-INTRUSIVE) FIELD OBSERVATIONS AND PREVIOUS PROJECT RECORD DOCUMENTS. UPON DISCOVERY OF CONDITIONS NOT SHOWN OR IN CONFLICT WITH THESE DRAWINGS THAT AFFECT PROJECT BUDGET AND/OR SCHEDULE, CONTRACTOR SHALL IMMEDIATELY REPORT SUCH CONDITIONS TO THE ARCHITECT/ENGINEER IN WRITING FOR DIRECTION ON HOW TO PROCEED.

B. ITEMS SHOWN DARK AND DASHED SHALL BE DEMOLISHED.

C. ITEMS SHOWN LIGHT AND SHADED SHALL REMAIN.

D. THE BUILDING DOES CONTAIN ASBESTOS AND LEAD BASED PAINT IN VARIOUS BUILDING MATERIALS. ITEMS THAT CONTAIN ASBESTOS AND LEAD BASED PAINT ARE NOT TO BE REMOVED OR OTHERWISE DISTURBED. FOR FURTHER INFORMATION PLEASE CONTACT OWNER'S REPRESENTATIVE R & R ENVIRONMENTAL INC. AT 801-352-2380.

E. HAZARDOUS MATERIAL ABATEMENT TO BE COMPLETED BY OWNER. HAZARDOUS MATERIAL INVENTORY REPORT IS AVAILABLE FOR REFERENCE FROM THE OWNER. CONTRACTOR SHALL NOTIFY OWNER IMMEDIATELY IF SUSPECTED HAZARDOUS MATERIALS ARE ENCOUNTERED AND HAZARDOUS MATERIALS SHALL BE ABATED BY OWNER'S REPRESENTATIVE BEFORE PROCEEDING WITH SELECTIVE DEMOLITION.

F. BUILDING HVAC HEATING SYSTEM SHALL BE KEPT OPERATIONAL DURING DEMOLITION AND ABATEMENT TO MAINTAIN BUILDING HEAT AND PROVIDE FREEZE PROTECTION. CONTRACTOR SHALL PROVIDE ADDITIONAL TEMPORARY/SUPPLEMENTAL HEATING AS NECESSARY TO MAINTAIN INDOOR TEMPERATURES IN ACCORDANCE WITH DFCM STANDARDS.

G. PER THE HAZARDOUS MATERIALS REPORT, GRAY & GREEN DUCT SEALANT ON SITE IS HAZARDOUS AND MUST BE ABATED. GENERALLY, THE HAZARDOUS DUCT SEALANT WAS OBSERVED ON ROUND AND FLAT OVAL DUCTWORK. ALL DUCTWORK DEMOLITION TO BE PERFORMED BY ABATEMENT CONTRACTOR.

H. WHERE DUCTWORK WITH HAZARDOUS DUCT SEALANT PENETRATES A WALL SHOWN TO BE DEMOLISHED IN PHASE 01, LEAVE MIN. 2'-0" UNDISTURBED MATERIAL AROUND DUCTWORK TO MINIMIZE RISK OF A HAZARDOUS MATERIAL SPILL.

I. WHERE NOTED ON PLANS, CONTRACTOR SHALL SALVAGE EXISTING ORNAMENTAL HVAC SUPPLY/RETURN REGISTERS LOCATED IN CAFE AREA AND ELSEWHERE THROUGHOUT BUILDING. CONTRACTOR SHALL TAG AND LOG EACH REGISTER'S ORIGINAL INSTALLATION LOCATION AND FUNCTION. UPON DISCOVERY OF ADDITIONAL ORNAMENTAL SUPPLY/RETURN REGISTERS NOT NOTED ON PLANS, CONTRACTOR SHALL CONTACT ARCHITECT/ENGINEER FOR DIRECTION.

KEYNOTES

1	PIPE RISERS FROM BASEMENT UP TO ATTIC.
2	GENERAL EXHAUST DUCT UP TO EXHAUST FAN ON ROOF.
3	EXISTING KITCHEN HOOD EXHAUST FAN.
4	EXISTING BOILER FLUE UP THROUGH ROOF.
5	EXISTING ABANDONED AIR HANDLER.
6	EXISTING ATTIC VENT ABOVE LAY-IN CEILING.
7	EXISTING WATER HEATER FLUE VENT FROM BASEMENT UP THROUGH ROOF.
8	EXISTING EXHAUST/RELIEF DUCTWORK FROM ELEVATOR SHAFT UP THROUGH ROOF.
9	EXISTING DUCTWORK UP THROUGH ROOF. VERIFY FUNCTION IN FIELD.
10	EXISTING HOT WATER PUMP.
11	EXISTING EXPANSION TANK(S).
12	EXISTING HEAT EXCHANGER.

KEY MAP



CRSA
ARCHITECTURE · PLANNING · INTERIORS
649 E SOUTH TEMPLE
SALT LAKE CITY, UT 84102
801.355.5915 · www.crsa-us.com

ARCHITECT
CRSA
175 S. MAIN ST., STE. 300
SALT LAKE CITY, UT 84111
C/O ZACH HESLOP
zheslop@crsa-us.com
(801)746-4974

STRUCTURAL ENGINEER
REAVELEY ENGINEERS + ASSOC.
675 EAST 500 SOUTH, SUITE 400
SALT LAKE CITY, UT 84102
C/O JEROD JOHNSON
jjohnson@reaveley.com
(801) 486-3883

MECHANICAL ENGINEER
COLVIN ENGINEERING ASSOC.
505 E. SOUTH TEMPLE
SALT LAKE CITY, UT 84102
C/O ALLEN EVANS
aevans@cea-ut.com
(801) 322-2400

ELECTRICAL ENGINEER
SPECTRUM ENGINEERING
324 STATE ST. STE. 400
SALT LAKE CITY, UT 84102
C/O MICHAEL FACKRELL
michael.fackrell@speceng.com
(801) 328-5151

CM/GC
GRAMOLL CONSTRUCTION
155 S 750 W
NORTH SALT LAKE, UT 84054
C/O JIM GRAMOLL
jim.gramoll@gramoll.com
(801) 295-2341

RIO GRANDE DEPOT SEISMIC UPGRADE

300 SOUTH RIO GRANDE STREET
SALT LAKE CITY, UT 84101

DFCM PROJECT #20229080

STAMP

ISSUE TYPE:	DATE:
BP-01	October 3, 2022

PROJECT NUMBER:	21-031
DRAWN BY:	EHW
CHECKED BY:	ARE

PHASE 1 ATTIC MECHANICAL DEMO PLAN AREA C

1.MD103C

Plotted: 10/3/2022 3:56:46 PM
By: Evan Wilson
File Name: N:\Projects\Rio Grande Depot\Drawings\Architectural\1.MD103C Phase 1 Attic Mechanical Demo Plan Area C.rvt

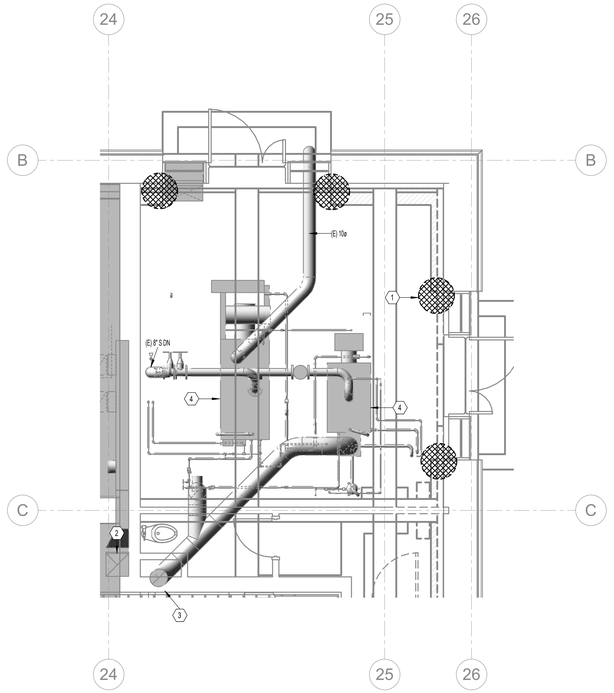

PHASE 1 ENLARGED MECHANICAL DEMO PLAN - MAIN LEVEL MECHANICAL ROOM

2 SCALE: 1/4" = 1'-0"

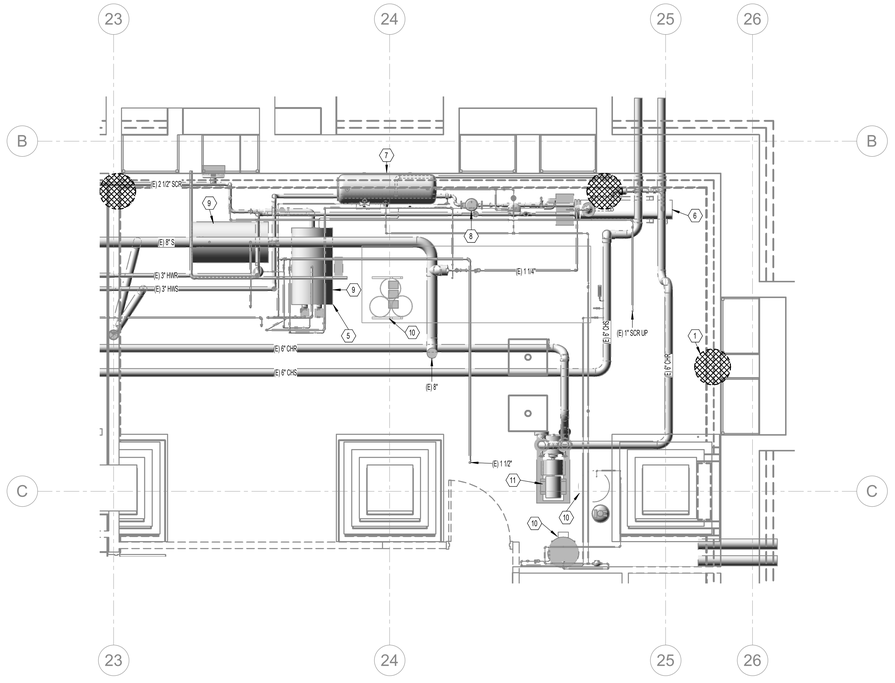

PHASE 1 ENLARGED MECHANICAL DEMO PLAN - BASEMENT MECHANICAL ROOM

1 SCALE: 1/4" = 1'-0"

GENERAL NOTES

A. EXISTING DRAWINGS ARE BASED ON CASUAL (NON-INTRUSIVE) FIELD OBSERVATIONS AND PREVIOUS PROJECT RECORD DOCUMENTS. UPON DISCOVERY OF CONDITIONS NOT SHOWN OR IN CONFLICT WITH THESE DRAWINGS THAT AFFECT PROJECT BUDGET AND/OR SCHEDULE, CONTRACTOR SHALL IMMEDIATELY REPORT SUCH CONDITIONS TO THE ARCHITECT/ENGINEER IN WRITING FOR DIRECTION ON HOW TO PROCEED.

B. ITEMS SHOWN DARK AND DASHED SHALL BE DEMOLISHED.

C. ITEMS SHOWN LIGHT AND SHADED SHALL REMAIN.

D. THE BUILDING DOES CONTAIN ASBESTOS AND LEAD BASED PAINT IN VARIOUS BUILDING MATERIALS. ITEMS THAT CONTAIN ASBESTOS AND LEAD BASED PAINT ARE NOT TO BE REMOVED OR OTHERWISE DISTURBED. FOR FURTHER INFORMATION PLEASE CONTACT OWNER'S REPRESENTATIVE R & R ENVIRONMENTAL INC. AT 801-352-2380.

E. HAZARDOUS MATERIAL ABATEMENT TO BE COMPLETED BY OWNER. HAZARDOUS MATERIAL INVENTORY REPORT IS AVAILABLE FOR REFERENCE FROM THE OWNER. CONTRACTOR SHALL NOTIFY OWNER IMMEDIATELY IF SUSPECTED HAZARDOUS MATERIALS ARE ENCOUNTERED AND HAZARDOUS MATERIALS SHALL BE ABATED BY OWNER'S REPRESENTATIVE BEFORE PROCEEDING WITH SELECTIVE DEMOLITION.

F. BUILDING HVAC HEATING SYSTEM SHALL BE KEPT OPERATIONAL DURING DEMOLITION AND ABATEMENT TO MAINTAIN BUILDING HEAT AND PROVIDE FREEZE PROTECTION. CONTRACTOR SHALL PROVIDE ADDITIONAL TEMPORARY/SUPPLEMENTAL HEATING AS NECESSARY TO MAINTAIN INDOOR TEMPERATURES IN ACCORDANCE WITH DFCM STANDARDS.

G. PER THE HAZARDOUS MATERIALS REPORT, GRAY & GREEN DUCT SEALANT ON SITE IS HAZARDOUS AND MUST BE ABATED. GENERALLY, THE HAZARDOUS DUCT SEALANT WAS OBSERVED ON ROUND AND FLAT OVAL DUCTWORK. ALL DUCTWORK DEMOLITION TO BE PERFORMED BY ABATEMENT CONTRACTOR.

H. WHERE DUCTWORK WITH HAZARDOUS DUCT SEALANT PENETRATES A WALL SHOWN TO BE DEMOLISHED IN PHASE 01, LEAVE MIN. 2'-0" UNDISTURBED MATERIAL AROUND DUCTWORK TO MINIMIZE RISK OF A HAZARDOUS MATERIAL SPILL.

I. WHERE NOTED ON PLANS, CONTRACTOR SHALL SALVAGE EXISTING ORNAMENTAL HVAC SUPPLY/RETURN REGISTERS LOCATED IN CAFE AREA AND ELSEWHERE THROUGHOUT BUILDING. CONTRACTOR SHALL TAG AND LOG EACH REGISTER'S ORIGINAL INSTALLATION LOCATION AND FUNCTION. UPON DISCOVERY OF ADDITIONAL ORNAMENTAL SUPPLY/RETURN REGISTERS NOT NOTED ON PLANS, CONTRACTOR SHALL CONTACT ARCHITECT/ENGINEER FOR DIRECTION.

KEYNOTES

1	LOCATION OF PIPING COVERED WITH ASBESTOS INSULATION INDICATED BY HAZARDOUS MATERIALS REPORT, TYPICAL. PIPING AND INSULATION TO BE REMOVED DURING ABATEMENT.
2	EXISTING KITCHEN HOOD EXHAUST DUCTWORK UP TO EXHAUST FAN IN ATTIC.
3	EXISTING BOILER FLUE UP THROUGH ROOF.
4	EXISTING STEAM BOILER. MAINTAIN OPERATIONAL THROUGHOUT PHASE 01 DEMOLITION. ABATEMENT CONTRACTOR SHALL SCHEDULE THEIR WORK TO MAINTAIN OPERATIONAL DURING WINTER.
5	MAINTAIN STEAM EQUIPMENT OPERATION THROUGHOUT PHASE 01 DEMOLITION. ABATEMENT CONTRACTOR SHALL SCHEDULE THEIR WORK TO MAINTAIN OPERATIONAL DURING WINTER.
6	EXISTING HEAT EXCHANGER.
7	EXISTING EXPANSION TANK(S).
8	EXISTING HOT WATER PUMP.
9	EXISTING STEAM CONDENSATE TANK.
10	EXISTING CHEMICAL TREATMENT EQUIPMENT.
11	EXISTING CHILLED WATER PUMP.

KEY MAP



CRSA
ARCHITECTURE · PLANNING · INTERIORS
649 E SOUTH TEMPLE
SALT LAKE CITY, UT 84102
801.355.5915 · www.crsa-us.com

ARCHITECT		
CRSA	C/O ZACH HESLOP	
175 S. MAIN ST., STE. 300	zheslop@crsa-us.com	
SALT LAKE CITY, UT 84111	(801)746-4974	
STRUCTURAL ENGINEER		
REAVELEY ENGINEERS + ASSOC.	C/O JEROD JOHNSON	
675 EAST 500 SOUTH, SUITE 400	jjohnson@reaveley.com	
SALT LAKE CITY, UT 84102	(801) 486-3883	
MECHANICAL ENGINEER		
COLVIN ENGINEERING ASSOC.	C/O ALLEN EVANS	
505 E. SOUTH TEMPLE	aevans@cea-ut.com	
SALT LAKE CITY, UT 84102	(801) 322-2400	
ELECTRICAL ENGINEER		
SPECTRUM ENGINEERING	C/O MICHAEL FACKRELL	
324 STATE ST. STE. 400	michael.fackrell@speceng.com	
SALT LAKE CITY, UT 84102	(801) 328-5151	
CM/GC		
GRAMOLL CONSTRUCTION	C/O JIM GRAMOLL	
155 S 750 W	jim.gramoll@gramoll.com	
NORTH SALT LAKE, UT 84054	(801) 295-2341	

RIO GRANDE DEPOT SEISMIC UPGRADE

300 SOUTH RIO GRANDE STREET
SALT LAKE CITY, UT 84101

DFCM PROJECT #20229080

STAMP

STEPHEN G. CRAMER 10175247 LICENSED PROFESSIONAL ENGINEER STATE OF UTAH

ISSUE TYPE:	DATE:
BP-01	October 3, 2022

PROJECT NUMBER:	21-031
DRAWN BY:	Author
CHECKED BY:	Checker

PHASE 1 ENLARGED MECHANICAL DEMO PLANS

1.MD401

DEFINITIONS

NOTE: ALL DEFINITIONS MAY NOT BE USED.

INDICATED: THE TERM "INDICATED" REFERS TO GRAPHIC REPRESENTATIONS, NOTES, OR SCHEDULES ON THE DRAWINGS, OTHER PARAGRAPHS OR SCHEDULES IN THE SPECIFICATIONS, AND SIMILAR REQUIREMENTS IN THE CONTRACT DOCUMENTS. WHERE TERMS SUCH AS "SHOWN", "NOTED", "SCHEDULED", AND "SPECIFIED" ARE USED, IT IS TO HELP THE READER LOCATE THE REFERENCE, NO LIMITATION ON LOCATION IS INTENDED.

DIRECTED: TERMS SUCH AS "DIRECTED", "REQUESTED", AUTHORIZED", "SELECTED", "APPROVED", "REQUIRED", AND "PERMITTED" MEAN "DIRECTED BY THE ENGINEER", "REQUESTED BY THE ENGINEER", AND SIMILAR PHRASES.

APPROVED: THE TERM "APPROVED", WHERE USED IN CONJUNCTION WITH THE ENGINEER'S ACTION ON THE CONTRACTOR'S SUBMITTALS, APPLICATIONS, AND REQUESTS, IS LIMITED TO THE ENGINEER'S DUTIES AND RESPONSIBILITIES AS STATED IN GENERAL AND SUPPLEMENTARY CONDITIONS.

FURNISH: THE TERM "FURNISH" IS USED TO MEAN "SUPPLY AND DELIVER TO THE PROJECT SITE, READY FOR UNLOADING, UNPACKING, ASSEMBLY, INSTALLATION, AND SIMILAR OPERATIONS."

INSTALL: THE TERM "INSTALL" IS USED TO DESCRIBE OPERATIONS AT PROJECT SITE INCLUDING THE ACTUAL "UNLOADING, UNPACKING, ASSEMBLY, ERECTION, PLACING, ANCHORING, APPLYING, WORKING TO DIMENSION, FINISHING, CURING, PROTECTING, CLEANING, AND SIMILAR OPERATIONS."

PROVIDE: THE TERM "PROVIDE" MEANS "TO FURNISH AND INSTALL, COMPLETE AND READY FOR THE INTENDED USE."

INSTALLER: AN "INSTALLER" IS THE CONTRACTOR OR AN ENTITY ENGAGED BY THE CONTRACTOR, EITHER AS AN EMPLOYEE, SUBCONTRACTOR, OR SUB-SUBCONTRACTOR, FOR PERFORMANCE OF A PARTICULAR CONSTRUCTION ACTIVITY, INCLUDING INSTALLATION, ERECTION, APPLICATION, AND SIMILAR OPERATIONS. INSTALLERS ARE REQUIRED TO BE EXPERIENCED IN THE OPERATIONS THEY ARE ENGAGED TO PERFORM.

TECHNOLOGY SYSTEMS: THE TERM "TECHNOLOGY SYSTEMS" IS USED TO DESCRIBE ALL LOW VOLTAGE SYSTEMS GENERALLY REFERRED TO AS "SPECIAL SYSTEMS". THESE SYSTEMS INCLUDE BUT ARE NOT NECESSARILY LIMITED TO ALL SYSTEMS WHICH UTILIZE VOLTAGES OF LESS THAN 71 VOLTS SUCH AS SOUND SYSTEMS, VIDEO SYSTEMS, TV SYSTEMS, SECURITY SYSTEMS, VOICE AND DATA CABLING SYSTEMS, ETC...

SYMBOLS LEGEND

SYMBOL	DESCRIPTION
ELECTRICAL POWER AND DISTRIBUTION	
	FUSE WITH RATING (ONE-LINE DIAGRAM).
	DISCONNECT, FUSED (ONE-LINE DIAGRAM).
	DISCONNECT, NONFUSED (ONE-LINE DIAGRAM).
	CIRCUIT BREAKER, MOLDED CASE (ONE-LINE DIAGRAM).
	CIRCUIT BREAKER, MOLDED CASE WITH SHUNT TRIP (ONE-LINE DIAGRAM).
#AF #AT	CIRCUIT BREAKER, ADJUSTABLE TRIP. "225AF" REPRESENTS THE RATING AND "150AT" REPRESENTS THE TRIP SETTING. (ONE-LINE DIAGRAM).
	CIRCUIT BREAKER, SOLID STATE (ONE-LINE DIAGRAM).
GFP	CIRCUIT BREAKER, SOLID STATE WITH GROUND FAULT PROTECTION (ONE-LINE DIAGRAM).
	MOTOR.
	TRANSFORMER (ONE-LINE DIAGRAM).
"1DPHA"	DISTRIBUTION PANELBOARD, MOTOR CONTROL CENTER, PLUG-IN BUSWAY, MEDIUM VOLTAGE SWITCHBOARD (ONE-LINE DIAGRAM).
"1H"	PANELBOARD (ONE-LINE DIAGRAM).
225/3 "1H"	PANELBOARD WITH MAIN LUGS ONLY. BUS SIZE AND PHASE AS SHOWN (ONE-LINE DIAGRAM).
225/3 "1H"	PANELBOARD WITH MAIN CIRCUIT BREAKER. SIZE AND PHASE AS SHOWN (ONE-LINE DIAGRAM).
225/3 "1H" 60/3	PANELBOARD WITH MAIN AND SUB FEED CIRCUIT BREAKER (ONE-LINE DIAGRAM).
ELECTRICAL POWER AND DISTRIBUTION	
225/3 "1H" 25/3	PANELBOARD WITH MAIN LUGS ONLY AND SURGE PROTECTION WITH CIRCUIT BREAKER (ONE-LINE DIAGRAM).
225/3 "1H" 225/3 "1H"	PANELBOARD WITH SUB FEED LUGS (ONE-LINE DIAGRAM).
225/3 "1H" "1H"	PANELBOARD WITH CIRCUIT BREAKER AND SUB FEED LUGS (ONE-LINE DIAGRAM).
DMM	DIGITAL MULTIMETER (ONE-LINE DIAGRAM).
	EARTH GROUND (ONE-LINE DIAGRAM).
M	METER.
BBF	BROAD BAND FILTER (ONE-LINE DIAGRAM).
VFC VFD	VARIABLE FREQUENCY MOTOR CONTROLLER (ONE-LINE DIAGRAM).
	DISCONNECT SWITCH, FUSED.
	DISCONNECT SWITCH, UNFUSED.
	STARTER, COMBINATION WITH DISCONNECT SWITCH.
	STARTER OR MOTOR CONTROLLER.
	PUSHBUTTON.
	PUSHBUTTONS, MOTOR CONTROL.
	PANELBOARD CABINET, FLUSH MOUNTED.
	PANELBOARD CABINET, SURFACE MOUNTED, 1 SECTION.
	PANELBOARD CABINET, SURFACE MOUNTED, 2 SECTION.
DP#__	DISTRIBUTION PANEL OR SWITCHBOARD.
LP	LIGHTING RELAY, CONTACTOR PANEL, OR DIMMING ENCLOSURE.
$ST	SWITCH, TOGGLE MOTOR STARTER WITH OVERLOAD PROTECTION.
	TRANSFORMER (SEE ONE-LINE FOR SIZE)
	CIRCUIT BREAKER, DRAW OUT (ONE-LINE DIAGRAM).

ELECTRICAL SHEET INDEX

1.EE001	SHEET INDEX, ABBREVIATIONS, AND GENERAL NOTES
1.ED100	PHASE 1 BASEMENT OVERALL ELECTRICAL DEMOLITION PLAN
1.ED101	PHASE 1 LEVEL 1 OVERALL ELECTRICAL DEMOLITION PLAN
1.ED102	PHASE 1 LEVEL 2 OVERALL ELECTRICAL DEMOLITION PLAN
1.ED103	PHASE 1 ATTIC OVERALL ELECTRICAL DEMOLITION PLAN
1.ED111	PHASE 1 LEVEL 1 OVERALL RCP ELECTRICAL DEMOLITION PLAN
1.ED112	PHASE 1 LEVEL 2 OVERALL RCP ELECTRICAL DEMOLITION PLAN
1.EP601	PHASE 1 EXISTING ONE-LINE DIAGRAM
1.FD101B	PHASE 1 LEVEL 1 ENLARGED FIRE ALARM DEMOLITION PLAN - AREA B

ABBREVIATIONS

NOTE: ALL ABBREVIATIONS MAY NOT BE USED.

1P	SINGLE POLE
1PH	SINGLE-PHASE
1WAY	ONE-WAY
2/C	TWO-CONDUCTOR
2WAY	TWO-WAY
3/C	THREE-CONDUCTOR
3WAY	THREE-WAY
4OUT	QUADRUPLE RECEPTACLE OUTLET
4PDT	FOUR-POLE DOUBLE THROW
4PST	FOUR-POLE SINGLE THROW
4W	FOUR-WIRE
4WAY	FOUR-WAY
A	ABOVE COUNTER
AC	ARMORED CABLE
ADA	AMERICANS WITH DISABILITIES ACT
ADJ	ADJACENT
AFF	ABOVE FINISHED FLOOR
AFG	ABOVE FINISHED GRADE
AIC	AMPERE INTERRUPTING CAPACITY
ALUM	ALUMINUM
AMP	AMPERE
ANN	ANNUNCIATOR
AP	ACCESS POINT (WIRELESS DATA)
AR	AS REQUIRED
ASC	AMPS SHORT CIRCUIT
ATS	AUTOMATIC TRANSFER SWITCH
AV	AUDIO VISUAL
AWG	AMERICAN WIRE GAGE
BB XFMR	BUCK-BOOST TRANSFORMER
BFF	BELOW FINISHED FLOOR
BFG	BELOW FINISHED GRADE
C	CEILING MOUNTED
CATV	COMMUNITY ANTENNA TELEVISION
CB	CIRCUIT BREAKER
CCBA	CUSTOM COLOR AS SELECTED BY ARCHITECT
CCTV	CLOSED CIRCUIT TELEVISION
CF/CI	CONTRACTOR FURNISHED/ CONTRACTOR INSTALLED
CF/OI	CONTRACTOR FURNISHED/ OWNER INSTALLED
CFBA	CUSTOM FINISH AS SELECTED BY ARCHITECT
CKT	CIRCUIT
CM	CONSTRUCTION MANAGER
CND	CONDUIT
CO	CONVENIENCE OUTLET
COR	CONTRACTING OFFICER'S REPRESENTATIVE
CP	CONTROL PANEL
CT	CURRENT TRANSFORMER
CTV	CABLE TELEVISION
CU	COPPER
dBA	UNIT OF SOUND LEVEL
DPDT	DOUBLE POLE, DOUBLE THROW
DS	DISCONNECT SWITCH
EA	EACH
EM	EMERGENCY
EMT	ELECTRICAL METALLIC TUBING
ENT	ELECTRIC NONMETALLIC TUBING
EPO	EMERGENCY POWER OFF
EQUIP	EQUIPMENT
EX	EXISTING
F	FURNITURE MOUNTED
FA	FIRE ALARM
FCP	FIRE ALARM CONTROL PANEL
FLA	FULL LOAD AMPS
FMC	FLEXIBLE METAL CONDUIT
FOB	FREIGHT ON BOARD
FVNR	FULL VOLTAGE NON-REVERSING
FVR	FULL VOLTAGE REVERSING
GEN	GENERATOR
GFCI	GROUND FAULT INTERRUPTER
GFP	GROUND FAULT PROTECTION
GND	GROUND
HD	HEAVY DUTY
HID	HIGH INTENSITY DISCHARGE
HOA	HAND-OFF-AUTOMATIC
HP	HORSE POWER
HPF	HIGH POWER FACTOR
HPS	HIGH PRESSURE SODIUM
HV	HIGH VOLTAGE
HZ	HERTZ
I/O	INPUT/ OUTPUT
IG	ISOLATED GROUND
IMC	INTERMEDIATE METAL CONDUIT
IN/IS	INSULATED/ ISOLATED
IR	INFRARED
J-BOX	JUNCTION BOX
kV	KILOVOLT
kVA	KILOVOLT AMPERE
kVAR	KILOVOLT AMPERE REACTIVE
kW	KILOWATT
kWh	KILOWATT HOUR
LED	LIGHT EMITTING DIODE
LFMC	LIQUID TIGHT FLEXIBLE METAL CONDUIT
LFNC	LIQUID TIGHT FLEXIBLE NONMETALLIC CONDUIT
LPS	LOW PRESSURE SODIUM
LRA	LOCKED ROTOR AMPS
LTG	LIGHTING
LV	LOW VOLTAGE
MATV	MASTER ANTENNA TELEVISION SYSTEM
MAX	MAXIMUM
MC	METAL CLAD
MCA	MINIMUM CIRCUIT AMPS
MCB	MAIN CIRCUIT BREAKER
MCC	MOTOR CONTROL CENTER
MCP	MOTOR CIRCUIT PROTECTION
MDP	MAIN DISTRIBUTION PANEL
MG	MOTOR GENERATOR
MH	MANHOLE
MIN	MINIMUM
MLO	MAIN LUGS ONLY
MOCP	MAXIMUM OVERCURRENT PROTECTION
MTS	MANUAL TRANSFER SWITCH
NA	NOT APPLICABLE
NC	NORMALLY CLOSED
NEC	NATIONAL ELECTRICAL CODE
NEMA	NATIONAL ELECTRICAL MANUFACTURERS ASSOCIATION
NFC	NATIONAL FIRE CODE
NFPA	NATIONAL FIRE PROTECTION ASSOCIATION
NIC	NOT IN CONTRACT
NL	NIGHT LIGHT
NO	NORMALLY OPEN
NTS	NOT TO SCALE
OC	ON CENTER
OCP	OVER CURRENT PROTECTION
OF/CI	OWNER FURNISHED/ CONTRACTOR INSTALLED
OF/OI	OWNER FURNISHED/ OWNER INSTALLED
OFP	OBTAIN FROM PLANS
OH DR	OVERHEAD (COILING) DOOR
OL	OVERLOAD
PB	PUSHBUTTON
PF	POWER FACTOR
PH	PHASE
PNL	PANEL
PT	POTENTIAL TRANSFORMER
PTZ	PAN/TILT/ZOOM
QTY	QUANTITY
R	REMOVE
RCP	REFLECTED CEILING PLAN
RMC	RIGID METAL CONDUIT
RNC	RIGID NONMETAL CONDUIT
RPM	REVOLUTIONS PER MINUTE
RR	REMOVE AND RELOCATE
S/S	START/STOP
SCA	SHORT CIRCUIT AMPS
SCBA	STANDARD COLOR AS SELECTED BY ARCHITECT
SF	SQUARE FOOT (FEET)
SFBA	STANDARD FINISH AS SELECTED BY ARCHITECT
SPD	SURGE PROTECTIVE DEVICE
SPDT	SINGLE POLE, DOUBLE THROW
SPEC	SPECIFICATION
SPST	SINGLE POLE, SINGLE THROW
ST	SINGLE THROW
SWBD	SWITCHBOARD
SWGR	SWITCHGEAR
TL	TWIST LOCK
TP	TELEPHONE POLE
TP	TWISTED PAIR
TTB	TELEPHONE TERMINAL BOARD
TV	TELEVISION
TVSS	TRANSIENT VOLTAGE SURGE SUPPRESSER
TYP	TYPICAL
UF	UNDERFLOOR
UGND	UNDERGROUND
UPS	UNINTERRUPTIBLE POWER SUPPLY
V	VOLTS
VA	VOLT AMPERE
VFC/VFD	VARIABLE FREQUENCY MOTOR CONTROLLER
W/	WITH
W/O	WITHOUT
WP	WEATHERPROOF
XFMR	TRANSFORMER

GENERAL ELECTRICAL NOTES

1. CLARIFICATION METHODS: AT THE TIME OF BIDDING, BIDDERS SHALL FAMILIARIZE THEMSELVES WITH THE DRAWINGS AND SPECIFICATIONS. ANY QUESTIONS, MISUNDERSTANDINGS, CONFLICTS, DELETIONS, DISCONTINUED PRODUCTS, CATALOG NUMBER DISCREPANCIES, DISCREPANCIES BETWEEN THE EQUIPMENT SUPPLIED AND THE INTENT OR FUNCTION OF THE EQUIPMENT, ETC, SHALL BE SUBMITTED TO THE ARCHITECT/ENGINEER IN WRITING FOR CLARIFICATION PRIOR TO ISSUANCE OF THE FINAL ADDENDUM AND BIDDING OF THE PROJECT. WHERE DISCREPANCIES OR MULTIPLE INTERPRETATIONS OCCUR, THE MOST STRINGENT (WHICH IS GENERALLY RECOGNIZED AS THE MOST COSTLY) THAT MEETS THE INTENT OF THE DOCUMENTS SHALL BE ENFORCED.
2. OWNER FURNISHED ITEMS: THE OWNER WILL FURNISH MATERIAL AND EQUIPMENT AS INDICATED IN THE CONTRACT DOCUMENTS TO BE INCORPORATED INTO THE WORK. THESE ITEMS ARE ASSIGNED TO THE INSTALLER AND COSTS FOR RECEIVING, HANDLING, STORAGE, IF REQUIRED, AND INSTALLATION ARE INCLUDED IN THE CONTRACT SUM.
   A. THE INSTALLER'S RESPONSIBILITIES ARE THE SAME AS IF THE INSTALLER FURNISHED THE MATERIALS OR EQUIPMENT.
   B. THE OWNER WILL ARRANGE AND PAY FOR DELIVERY OF OWNER FURNISHED ITEMS FREIGHT ON BOARD JOB SITE AND THE INSTALLER WILL INSPECT DELIVERIES FOR DAMAGE. IF OWNER FURNISHED ITEMS ARE DAMAGED, DEFECTIVE OR MISSING, DOCUMENT DAMAGED ITEMS WITH THE TRANSPORT COMPANY AND THE OWNER WILL ARRANGE FOR REPLACEMENT. THE OWNER WILL ALSO ARRANGE FOR MANUFACTURER'S FIELD SERVICES, AND THE DELIVERY OF MANUFACTURER'S WARRANTIES AND BONDS TO THE INSTALLER.
   C. THE INSTALLER IS RESPONSIBLE FOR DESIGNATING THE DELIVERY DATES OF OWNER FURNISHED ITEMS AND FOR RECEIVING, UNLOADING AND HANDLING OWNER FURNISHED ITEMS AT THE SITE.THE INSTALLER IS RESPONSIBLE FOR PROTECTING OWNER FURNISHED ITEMS FROM DAMAGE, INCLUDING DAMAGE FROM EXPOSURE TO THE ELEMENTS, AND TO REPAIR OR REPLACE ITEMS DAMAGED AS A RESULT OF HIS OPERATIONS.
3. EXPOSED STRUCTURE AREAS (EXCLUDING MECHANICAL, ELECTRICAL, AND COMMUNICATION SPACES): INSTALL RACEWAYS BETWEEN DECK AND STRUCTURE WHEREVER POSSIBLE IN EXPOSED STRUCTURE CEILING AREAS. ROUTE RACEWAYS IN CONCEALED AREAS WHEREVER POSSIBLE. REFER ALL CONDITIONS WHERE RACEWAYS MUST BE INSTALLED WHICH CANNOT COMPLY WITH THESE REQUIREMENTS TO THE ARCHITECT.
4. SUBMITTALS: PROVIDE ORIGINAL ELECTRONIC PDF FORMAT, BOUND, BOOKMARKED (EACH SECTION AND PRODUCT), AND HIGHLIGHTED. JOB NAME AND SUBCONTRACTOR SHALL BE ON THE FRONT COVER. PREPARE INDEX OF EQUIPMENT SUBMITTED IN EACH TAB.
5. REFLECTED CEILING PLANS: COORDINATE THE LOCATION OF LIGHT FIXTURES WITH THE ARCHITECTURAL REFLECTED CEILING PLANS. REFER ALL DISCREPANCIES TO THE ARCHITECT AND ENGINEER.
6. ALL WORK SHALL BE DONE ACCORDING TO THE CURRENT NATIONAL ELECTRIC CODE (NEC), IBC, NFPA, AND IFC. COMPLIANCE AND FINAL APPROVAL IS SUBJECT TO THE ON SITE FIELD INSPECTION OF THE AHJ.

CRSA

ARCHITECTURE · PLANNING · INTERIORS
649 E SOUTH TEMPLE
SALT LAKE CITY, UT 84102
801.355.5915 · www.crsa-us.com

ARCHITECT
CRSA — C/O ZACH HESLOP
175 S. MAIN ST., STE. 300 — zheslop@crsa-us.com
SALT LAKE CITY, UT 84111 — (801)746-4974

STRUCTURAL ENGINEER
REAVELEY ENGINEERS + ASSOC. — C/O JEROD JOHNSON
675 EAST 500 SOUTH, SUITE 400 — jjohnson@reaveley.com
SALT LAKE CITY, UT 84102 — (801) 486-3883

MECHANICAL ENGINEER
COLVIN ENGINEERING ASSOC. — C/O ALLEN EVANS
505 E. SOUTH TEMPLE — aevans@cea-ut.com
SALT LAKE CITY, UT 84102 — (801) 322-2400

ELECTRICAL ENGINEER
SPECTRUM ENGINEERING — C/O MICHAEL FACKRELL
324 STATE ST. STE. 400 — michael.fackrell@speceng.com
SALT LAKE CITY, UT 84102 — (801) 328-5151

CM/GC
GRAMOLL CONSTRUCTION — C/O JIM GRAMOLL
155 S 750 W — jim.gramoll@gramoll.com
NORTH SALT LAKE, UT 84054 — (801) 295-2341

RIO GRANDE DEPOT SEISMIC UPGRADE

300 SOUTH RIO GRANDE STREET
SALT LAKE CITY, UT 84101

DFCM PROJECT #20229080

STAMP

LICENSED PROFESSIONAL ENGINEER
No. 181563
DAVID E. WESEMANN
STATE OF UTAH

ISSUE TYPE:	DATE:
BP-01	October 3, 2022

PROJECT NUMBER:	220338
DRAWN BY:	JJN
CHECKED BY:	MCF

SHEET INDEX, ABBREVIATIONS, AND GENERAL NOTES

1.EE001

GENERAL SHEET NOTES

1 PRIOR TO SUBMITTING BID,THE ELECTRICAL CONTRACTOR SHALL VISIT THE SITE AND FIELD VERIFY THE EXTENT OF ELECTRICAL DEMOLITION WORK TO MEET THE INTENT OF THE BID DOCUMENTS AND INCLUDE ALL COSTS IN BID.

2 COORDINATE ELECTRICAL DEMOLITION WORK WITH ALL OTHER TRADES. REFER TO ARCHITECTURAL AND ALL OTHER SHEETS AND SPECIFICATIONS FOR COMPLETE DEMOLITION SCOPE. REMOVE, RELOCATE OR MODIFY THE ELECTICAL SYSTEM AS REQUIRED TO ACCOMMODATE THE SCOPE OF THIS PROJECT.

3 REMOVE ALL DEVICES, RACEWAYS AND WIRING FROM WALLS TO BE REMOVED (INDICATED BY DASHED LINES). WHERE ACTIVE RACEWAYS OCCUR IN WALLS TO BE REMOVED, RE-ROUTE THE RACEWAY WITH ASSOCIATED WIRING TO KEEP THE CIRCUIT OPERATIONAL. WHERE WALLS ARE BEING REPLACED, RELOCATED OR RE-INSTALLED, THEN PROVIDE NEW ELECTRICAL DEVICES IN EQUIPMENT TO MATCH THE ORIGINAL.

4 PRIOR TO REMOVAL OF ANY ELECTRICAL EQUIPMENT OR WIRING, FIELD VERIFY THAT THE EQUIPMENT OR WIRING IS INACTIVE OR NO LONGER IN USE.

5 LOCATE, PROTECT AND MAINTAIN ALL OTHER ELECTRICAL EQUIPMENT, FIXTURES, DEVICES, CONDUIT AND WIRING IN TACT AND OPERATIONAL. IF REMOVED OR DAMAGED AS PART OF THE DEMOLITION WORK, REPLACE LIKE FOR LIKE AND MAKE OPERATIONAL.

6 REMOVE ALL FIRE ALARM DEVICES WHERE EXISTING WALLS AND CEILINGS ARE BEING REMOVED, WITH ASSOCIATED CONDUIT AND WIRING. EXISTING FIRE ALARM DEVICES AND SYSTEM NOT INDICATED FOR REMOVAL SHALL REMAIN ACTIVE THROUGHOUT DEMOLITION AND CONSTRUCTION UNTIL THE NEW SYSTEM IS TESTED AND OPERATIONAL. MAINTAIN ALL CLASS A FIRE ALARM INITIATING AND INDICATING LOOPS WHERE EXISTING DEVICES ARE REMOVED.

7 REMOVE ALL ABANDONED RACEWAY, CONDUIT, WIRING AND CABLING WHETHER ABANDONED PREVIOUS TO THIS PROJECT OR AS A RESULT OF THIS PROJECT. NOT ALL ABANDONED ITEMS ARE SHOWN ON THESE PLANS AND FIELD VERIFICATION OF DEMOLITION SCOPE EXTENT IS REQUIRED.

8 CONTRACTOR TO TRACE AND LABEL ALL EXISTING LOADS TO REMAIN, THAT ARE CURRENTLY FED FROM PANELS THAT ARE BEING DEMOLISHED OR REMOVED IN THIS PHASE. THESE LOADS TO BE RE-FED FROM NEW OR REINSTALLED EXISTING PANELS IN FOLLOWING PHASE(S).

9 REFER TO MECHANICAL DRAWINGS FOR MECHANICAL EQUIPMENT DEMOLITION. DISCONNECT, REMOVE AND/OR RELOCATED ALL ELECTRICAL ASSOCIATED WITH MECHANICAL EQUIPMENT TO BE REMOVED OR RELOCATED

10 CONTRACTOR TO COORDINATE WITH DTS FOR ALL TELECOMMUNICATIONS AND SECURITY/ACCESS CONTROL CABLING IN WALLS TO BE DOMOLISHED.

⎔ SHEET KEYNOTES

1 DE-ENERGIZE, PRESERVE, DISCONNECT, REMOVE, AND STORE EXISTING ELECTRICAL GEAR. ALL CONDUIT, WIRING, DISCONNECTS, AND CABLING SHALL BE DOCUMENTED, PRESERVED, AND STORED TO BE RE-INSTALLED POST STRUCTURAL UPGRADE TO ORIGINAL CONDITIONS.

2 EXISTING ELECTRICAL EQUIPMENT TO REMAIN. PROTECT EXISTING ELECTRICAL EQUIPMENT AND FEEDERS IN CURRENT LOCATION.

3 THE ELECTRICAL EQUIPMENT INDICATED IS EXISTING TO REMAIN. CONTRACTOR TO PROTECT EQUIPMENT.

4 ALL ELECTRICAL CONNECTIONS TO ACTIVE MECHANICAL EQUIPMENT IN BASEMENT MECHANICAL ROOM SHALL REMAIN ACTIVE TO MAINTAIN BUILDING HEAT THROUGHOUT WINTER WHILE ABATEMENT IS UNDERWAY.

5 EXISTING TELECOM BACKBONE. CONTRACTOR TO COORDINATE WITH DTS AND/OR PROVIDER TO PRESERVE, DISCONNECT, REMOVE, AND REINSTALL TO EXISTING CONDITIONS.

6 EXISTING ELEVATOR EQUIPMENT IN THE ELEVATOR EQUIPMENT ROOM IS TO REMAIN. PROTECT EXISTING ELECTRICAL EQUIPMENT AND FEEDERS IN CURRENT LOCATION.

7 EXISTING SUMP PUMP IN AREA TO REMAIN DURING PHASE 01 DEMOLITION. ELECTRICAL CONTRACTOR TO PROVIDE TEMPORARY POWER CONNECTION TO PUMP AS NEEDED DURING PHASE 01 DEMOLITION.

8 EXISTING SUMP PUMP IS TO REMAIN. PROTECT EXISTING SUMP PUMP ELECTRICAL EQUIPMENT AND FEEDERS IN CURRENT LOCATION.

9 EXISTING MECHANICAL ROOM. REFER TO MECHANICAL SHEET 1.MD401.

10 EXISTING MECHANICAL EQUIPMENT. REFER TO MECHANICAL SHEET 1.MD100 SHEETS FOR MORE DETAILS.

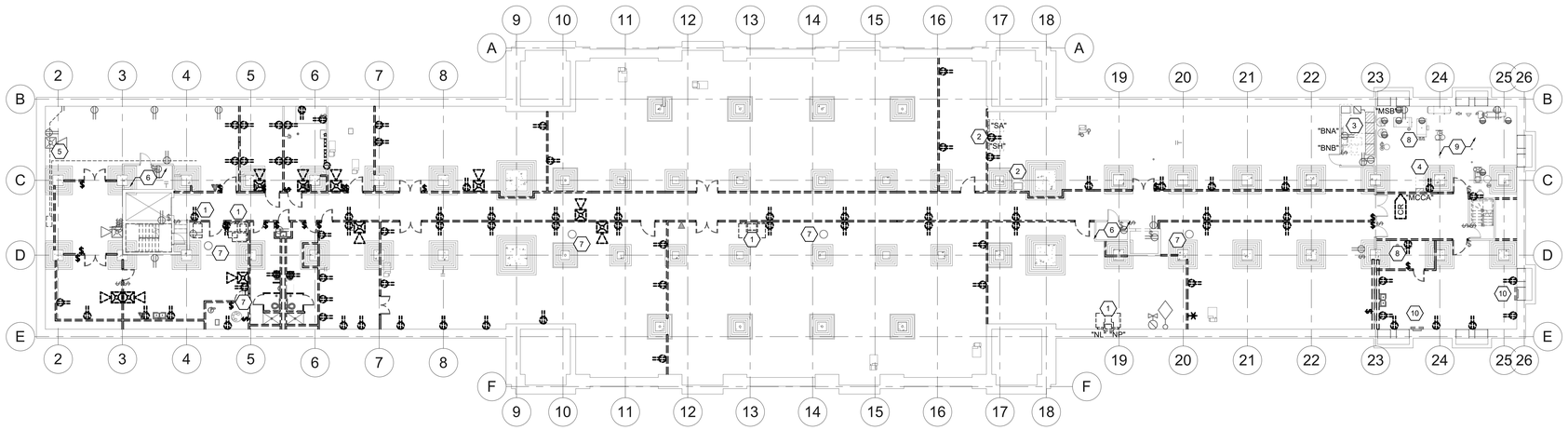

1 BASEMENT OVERALL ELECTRICAL DEMOLITION PLAN
SCALE: 1/16" = 1'-0"

KEY MAP



CRSA
ARCHITECTURE · PLANNING · INTERIORS
649 E SOUTH TEMPLE
SALT LAKE CITY, UT 84102
801.355.5915 · www.crsa-us.com

ARCHITECT
CRSA
175 S. MAIN ST., STE. 300
SALT LAKE CITY, UT 84111
C/O ZACH HESLOP
zheslop@crsa-us.com
(801)746-4974

STRUCTURAL ENGINEER
REAVELEY ENGINEERS + ASSOC.
675 EAST 500 SOUTH, SUITE 400
SALT LAKE CITY, UT 84102
C/O JEROD JOHNSON
johnson@reaveley.com
(801) 486-3883

MECHANICAL ENGINEER
COLVIN ENGINEERING ASSOC.
505 E. SOUTH TEMPLE
SALT LAKE CITY, UT 84102
C/O ALLEN EVANS
aevans@cea-ut.com
(801) 322-2400

ELECTRICAL ENGINEER
SPECTRUM ENGINEERING
324 STATE ST. STE. 400
SALT LAKE CITY, UT 84102
C/O MICHAEL FACKRELL
michael.fackrell@speceng.com
(801) 328-5151

CM/GC
GRAMOLL CONSTRUCTION
155 S 750 W
NORTH SALT LAKE, UT 84054
C/O JIM GRAMOLL
jim.gramoll@gramoll.com
(801) 295-2341

RIO GRANDE DEPOT SEISMIC UPGRADE

300 SOUTH RIO GRANDE STREET
SALT LAKE CITY, UT 84101

DFCM PROJECT #20229080

STAMP

No. 181563
DAVID E. WESEMANN

ISSUE TYPE:	DATE:
BP-01	October 3, 2022

PROJECT NUMBER:	220338
DRAWN BY:	JJN
CHECKED BY:	MCF

PHASE 1 BASEMENT OVERALL ELECTRICAL DEMOLITION PLAN

1.ED100

2022 CRSA All Rights Reserved. Copyright protection claimed on the entire work as an unpublished work pursuant to 17 U.S.C. 102 of the U.S. Copyright Act.

GENERAL SHEET NOTES

1 PRIOR TO SUBMITTING BID,THE ELECTRICAL CONTRACTOR SHALL VISIT THE SITE AND FIELD VERIFY THE EXTENT OF ELECTRICAL DEMOLITION WORK TO MEET THE INTENT OF THE BID DOCUMENTS AND INCLUDE ALL COSTS IN BID.

2 COORDINATE ELECTRICAL DEMOLITION WORK WITH ALL OTHER TRADES. REFER TO ARCHITECTURAL AND ALL OTHER SHEETS AND SPECIFICATIONS FOR COMPLETE DEMOLITION SCOPE. REMOVE, RELOCATE OR MODIFY THE ELECTICAL SYSTEM AS REQUIRED TO ACCOMMODATE THE SCOPE OF THIS PROJECT.

3 REMOVE ALL DEVICES, RACEWAYS AND WIRING FROM WALLS TO BE REMOVED (INDICATED BY DASHED LINES). WHERE ACTIVE RACEWAYS OCCUR IN WALLS TO BE REMOVED, RE-ROUTE THE RACEWAY WITH ASSOCIATED WIRING TO KEEP THE CIRCUIT OPERATIONAL. WHERE WALLS ARE BEING REPLACED, RELOCATED OR RE-INSTALLED, THEN PROVIDE NEW ELECTRICAL DEVICES IN EQUIPMENT TO MATCH THE ORIGINAL.

4 PRIOR TO REMOVAL OF ANY ELECTRICAL EQUIPMENT OR WIRING, FIELD VERIFY THAT THE EQUIPMENT OR WIRING IS INACTIVE OR NO LONGER IN USE.

5 LOCATE, PROTECT AND MAINTAIN ALL OTHER ELECTRICAL EQUIPMENT, FIXTURES, DEVICES, CONDUIT AND WIRING IN TACT AND OPERATIONAL. IF REMOVED OR DAMAGED AS PART OF THE DEMOLITION WORK, REPLACE LIKE FOR LIKE AND MAKE OPERATIONAL.

6 REMOVE ALL FIRE ALARM DEVICES WHERE EXISTING WALLS AND CEILINGS ARE BEING REMOVED, WITH ASSOCIATED CONDUIT AND WIRING. EXISTING FIRE ALARM DEVICES AND SYSTEM NOT INDICATED FOR REMOVAL SHALL REMAIN ACTIVE THROUGHOUT DEMOLITION AND CONSTRUCTION UNTIL THE NEW SYSTEM IS TESTED AND OPERATIONAL. MAINTAIN ALL CLASS A FIRE ALARM INITIATING AND INDICATING LOOPS WHERE EXISTING DEVICES ARE REMOVED.

7 REMOVE ALL ABANDONED RACEWAY, CONDUIT, WIRING AND CABLING WHETHER ABANDONED PREVIOUS TO THIS PROJECT OR AS A RESULT OF THIS PROJECT. NOT ALL ABANDONED ITEMS ARE SHOWN ON THESE PLANS AND FIELD VERIFICATION OF DEMOLITION SCOPE EXTENT IS REQUIRED.

8 CONTRACTOR TO TRACE AND LABEL ALL EXISTING LOADS TO REMAIN, THAT ARE CURRENTLY FED FROM PANELS THAT ARE BEING DEMOLISHED OR REMOVED IN THIS PHASE. THESE LOADS TO BE RE-FED FROM NEW OR REINSTALLED EXISTING PANELS IN FOLLOWING PHASE(S).

9 REFER TO MECHANICAL DRAWINGS FOR MECHANICAL EQUIPMENT DEMOLITION. DISCONNECT, REMOVE AND/OR RELOCATED ALL ELECTRICAL ASSOCIATED WITH MECHANICAL EQUIPMENT TO BE REMOVED OR RELOCATED

10 CONTRACTOR TO COORDINATE WITH DTS FOR ALL TELECOMMUNICATIONS AND SECURITY/ACCESS CONTROL CABLING IN WALLS TO BE DOMOLISHED.

⎔ SHEET KEYNOTES

1 EXISTING ELECTRICAL EQUIPMENT TO REMAIN. PROTECT EXISTING ELECTRICAL EQUIPMENT AND FEEDERS IN CURRENT LOCATION.

2 EXISTING TELECOM BACKBONE. CONTRACTOR TO COORDINATE WITH DTS AND/OR PROVIDER TO PRESERVE, DISCONNECT, REMOVE, AND REINSTALL TO EXISTING CONDITIONS.

3 EXISTING TELECOM ROOM WITH RACKS, BACKBONE & CABLING. CONTRACTOR TO COORDINATE WITH DTS AND/OR PROVIDER TO DOCUMENT, PRESERVE, DISCONNECT & REMOVE ALL TELECOM AND SECURITY EQUIPMENT AND CABLING TO BE RE-INSTALLED TO EXISTING CONDITIONS POST SEISMIC UPGRADES.

4 DE-ENERGIZE, PRESERVE, DISCONNECT, REMOVE, AND STORE EXISTING ELECTRICAL GEAR. ALL CONDUIT, WIRING, DISCONNECTS, AND CABLING SHALL BE DOCUMENTED, PRESERVED, AND STORED TO BE RE-INSTALLED POST STRUCTURAL UPGRADE TO ORIGINAL CONDITIONS.

5 EXISTING MECHANICAL ROOM. REFER TO MECHANICAL SHEET 1.MD401.

6 EXISTING BUILDING CONTROL LIGHTS TO REMAIN.

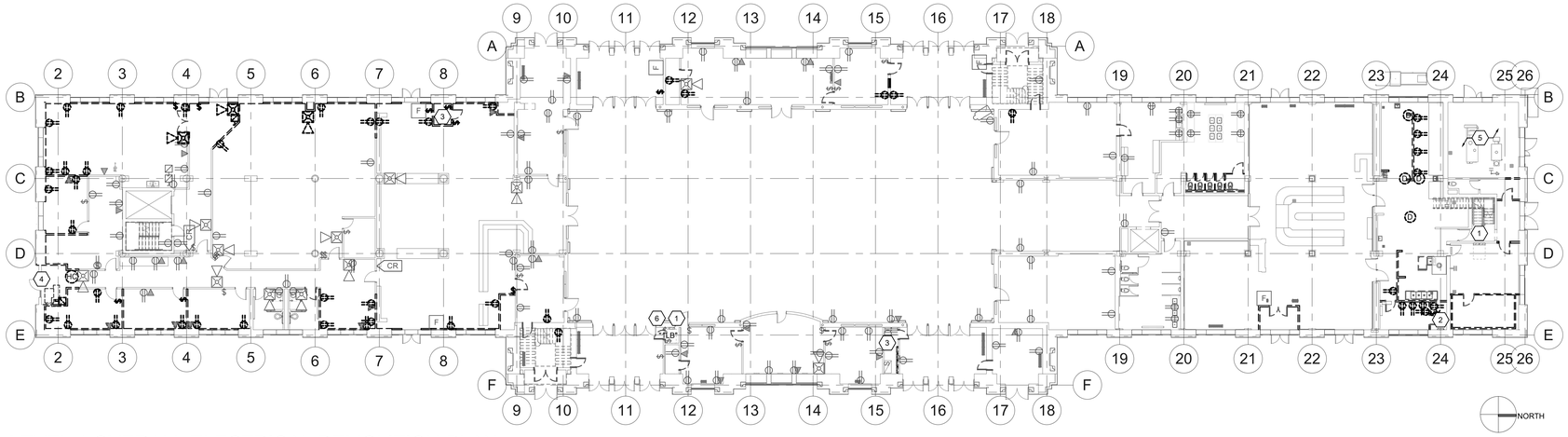

1 LEVEL 1 OVERALL ELECTRICAL DEMOLITION PLAN
SCALE: 1/16" = 1'-0"

CRSA
ARCHITECTURE · PLANNING · INTERIORS
649 E SOUTH TEMPLE
SALT LAKE CITY, UT 84102
801.355.5915 · www.crsa-us.com

ARCHITECT
CRSA
175 S. MAIN ST., STE. 300
SALT LAKE CITY, UT 84111
C/O ZACH HESLOP
zheslop@crsa-us.com
(801)746-4974

STRUCTURAL ENGINEER
REAVELEY ENGINEERS + ASSOC.
675 EAST 500 SOUTH, SUITE 400
SALT LAKE CITY, UT 84102
C/O JEROD JOHNSON
jjohnson@reaveley.com
(801) 486-3883

MECHANICAL ENGINEER
COLVIN ENGINEERING ASSOC.
505 E. SOUTH TEMPLE
SALT LAKE CITY, UT 84102
C/O ALLEN EVANS
aevans@cea-ut.com
(801) 322-2400

ELECTRICAL ENGINEER
SPECTRUM ENGINEERING
324 STATE ST. STE. 400
SALT LAKE CITY, UT 84102
C/O MICHAEL FACKRELL
michael.fackrell@speceng.com
(801) 328-5151

CM/GC
GRAMOLL CONSTRUCTION
155 S 750 W
NORTH SALT LAKE, UT 84054
C/O JIM GRAMOLL
jim.gramoll@gramoll.com
(801) 295-2341

RIO GRANDE DEPOT SEISMIC UPGRADE

300 SOUTH RIO GRANDE STREET
SALT LAKE CITY, UT 84101

DFCM PROJECT #20229080

STAMP

No. 181563
DAVID E. WESEMANN

ISSUE TYPE:	DATE:
BP-01	October 3, 2022
PROJECT NUMBER:	220338
DRAWN BY:	JJN
CHECKED BY:	MCF

PHASE 1 LEVEL 1 OVERALL ELECTRICAL DEMOLITION PLAN

1.ED101

2022 CRSA All rights reserved. Reproduction of these documents without the written permission of CRSA is prohibited by law.

GENERAL SHEET NOTES

1 PRIOR TO SUBMITTING BID,THE ELECTRICAL CONTRACTOR SHALL VISIT THE SITE AND FIELD VERIFY THE EXTENT OF ELECTRICAL DEMOLITION WORK TO MEET THE INTENT OF THE BID DOCUMENTS AND INCLUDE ALL COSTS IN BID.

2 COORDINATE ELECTRICAL DEMOLITION WORK WITH ALL OTHER TRADES. REFER TO ARCHITECTURAL AND ALL OTHER SHEETS AND SPECIFICATIONS FOR COMPLETE DEMOLITION SCOPE. REMOVE, RELOCATE OR MODIFY THE ELECTICAL SYSTEM AS REQUIRED TO ACCOMMODATE THE SCOPE OF THIS PROJECT.

3 REMOVE ALL DEVICES, RACEWAYS AND WIRING FROM WALLS TO BE REMOVED (INDICATED BY DASHED LINES). WHERE ACTIVE RACEWAYS OCCUR IN WALLS TO BE REMOVED, RE-ROUTE THE RACEWAY WITH ASSOCIATED WIRING TO KEEP THE CIRCUIT OPERATIONAL. WHERE WALLS ARE BEING REPLACED, RELOCATED OR RE-INSTALLED, THEN PROVIDE NEW ELECTRICAL DEVICES IN EQUIPMENT TO MATCH THE ORIGINAL.

4 PRIOR TO REMOVAL OF ANY ELECTRICAL EQUIPMENT OR WIRING, FIELD VERIFY THAT THE EQUIPMENT OR WIRING IS INACTIVE OR NO LONGER IN USE.

5 LOCATE, PROTECT AND MAINTAIN ALL OTHER ELECTRICAL EQUIPMENT, FIXTURES, DEVICES, CONDUIT AND WIRING IN TACT AND OPERATIONAL. IF REMOVED OR DAMAGED AS PART OF THE DEMOLITION WORK, REPLACE LIKE FOR LIKE AND MAKE OPERATIONAL.

6 REMOVE ALL FIRE ALARM DEVICES WHERE EXISTING WALLS AND CEILINGS ARE BEING REMOVED, WITH ASSOCIATED CONDUIT AND WIRING. EXISTING FIRE ALARM DEVICES AND SYSTEM NOT INDICATED FOR REMOVAL SHALL REMAIN ACTIVE THROUGHOUT DEMOLITION AND CONSTRUCTION UNTIL THE NEW SYSTEM IS TESTED AND OPERATIONAL. MAINTAIN ALL CLASS A FIRE ALARM INITIATING AND INDICATING LOOPS WHERE EXISTING DEVICES ARE REMOVED.

7 REMOVE ALL ABANDONED RACEWAY, CONDUIT, WIRING AND CABLING WHETHER ABANDONED PREVIOUS TO THIS PROJECT OR AS A RESULT OF THIS PROJECT. NOT ALL ABANDONED ITEMS ARE SHOWN ON THESE PLANS AND FIELD VERIFICATION OF DEMOLITION SCOPE EXTENT IS REQUIRED.

8 CONTRACTOR TO TRACE AND LABEL ALL EXISTING LOADS TO REMAIN, THAT ARE CURRENTLY FED FROM PANELS THAT ARE BEING DEMOLISHED OR REMOVED IN THIS PHASE. THESE LOADS TO BE RE-FED FROM NEW OR REINSTALLED EXISTING PANELS IN FOLLOWING PHASE(S).

9 REFER TO MECHANICAL DRAWINGS FOR MECHANICAL EQUIPMENT DEMOLITION. DISCONNECT, REMOVE AND/OR RELOCATED ALL ELECTRICAL ASSOCIATED WITH MECHANICAL EQUIPMENT TO BE REMOVED OR RELOCATED

10 CONTRACTOR TO COORDINATE WITH DTS FOR ALL TELECOMMUNICATIONS AND SECURITY/ACCESS CONTROL CABLING IN WALLS TO BE DOMOLISHED.

⎔ SHEET KEYNOTES

1 EXISTING ELECTRICAL EQUIPMENT TO REMAIN. PROTECT EXISTING ELECTRICAL EQUIPMENT AND FEEDERS IN CURRENT LOCATION.

2 ALL ELECTRICAL IN INDICATED WALL SHALL BE DOCUMENTED, REMOVED, PRESERVED, AND STORED TO BE REINSTALLED POST STRUCTURAL UPGRADE TO ORIGINAL CONDITIONS.

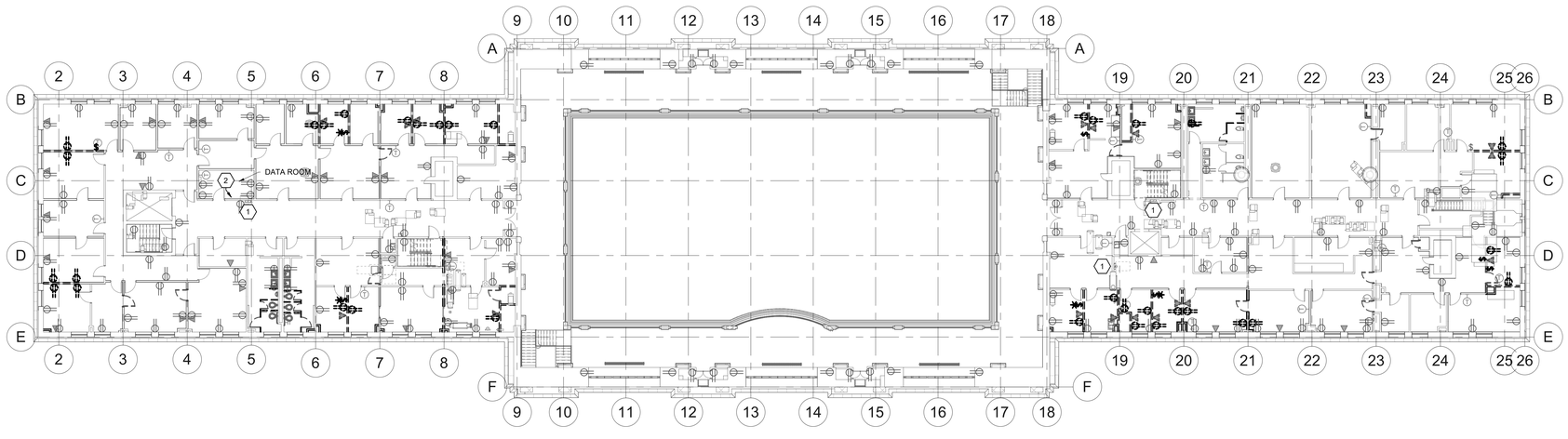

1 LEVEL 2 OVERALL ELECTRICAL DEMOLITION PLAN
SCALE: 1/16" = 1'-0"

CRSA
ARCHITECTURE · PLANNING · INTERIORS
649 E SOUTH TEMPLE
SALT LAKE CITY, UT 84102
801.355.5915 · www.crsa-us.com

ARCHITECT
CRSA
175 S. MAIN ST., STE. 300
SALT LAKE CITY, UT 84111
C/O ZACH HESLOP
zheslop@crsa-us.com
(801)746-4974

STRUCTURAL ENGINEER
REAVELEY ENGINEERS + ASSOC.
675 EAST 500 SOUTH, SUITE 400
SALT LAKE CITY, UT 84102
C/O JEROD JOHNSON
johnson@reaveley.com
(801) 486-3883

MECHANICAL ENGINEER
COLVIN ENGINEERING ASSOC.
505 E. SOUTH TEMPLE
SALT LAKE CITY, UT 84102
C/O ALLEN EVANS
aevans@cea-ut.com
(801) 322-2400

ELECTRICAL ENGINEER
SPECTRUM ENGINEERING
324 STATE ST. STE. 400
SALT LAKE CITY, UT 84102
C/O MICHAEL FACKRELL
michael.fackrell@speceng.com
(801) 328-5151

CM/GC
GRAMOLL CONSTRUCTION
155 S 750 W
NORTH SALT LAKE, UT 84054
C/O JIM GRAMOLL
jim.gramoll@gramoll.com
(801) 295-2341

RIO GRANDE DEPOT SEISMIC UPGRADE

300 SOUTH RIO GRANDE STREET
SALT LAKE CITY, UT 84101

DFCM PROJECT #20229080

STAMP

No. 181563
DAVID E. WESEMANN

ISSUE TYPE:	DATE:
BP-01	October 3, 2022
PROJECT NUMBER:	220338
DRAWN BY:	JJN
CHECKED BY:	MCF

PHASE 1 LEVEL 2 OVERALL ELECTRICAL DEMOLITION PLAN

1.ED102

2022 CRSA All rights reserved. Reproduction without permission is prohibited by law.

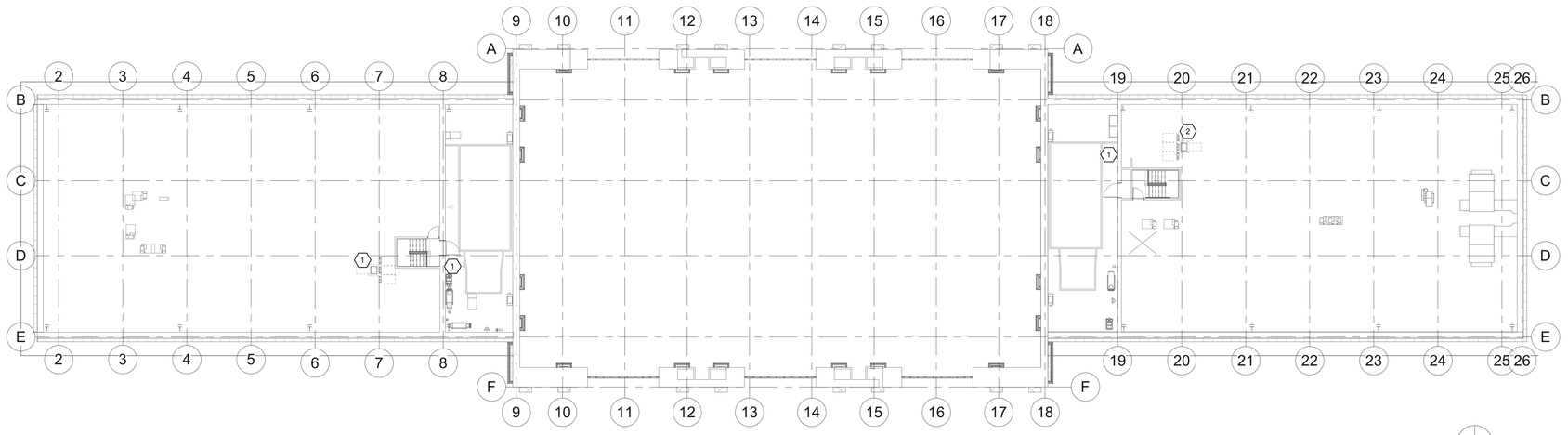

1 ATTIC OVERALL ELECTRICAL DEMOLITION PLAN
SCALE: 1/16" = 1'-0"

GENERAL SHEET NOTES

1 PRIOR TO SUBMITTING BID,THE ELECTRICAL CONTRACTOR SHALL VISIT THE SITE AND FIELD VERIFY THE EXTENT OF ELECTRICAL DEMOLITION WORK TO MEET THE INTENT OF THE BID DOCUMENTS AND INCLUDE ALL COSTS IN BID.

2 COORDINATE ELECTRICAL DEMOLITION WORK WITH ALL OTHER TRADES. REFER TO ARCHITECTURAL AND ALL OTHER SHEETS AND SPECIFICATIONS FOR COMPLETE DEMOLITION SCOPE. REMOVE, RELOCATE OR MODIFY THE ELECTICAL SYSTEM AS REQUIRED TO ACCOMMODATE THE SCOPE OF THIS PROJECT.

3 REMOVE ALL DEVICES, RACEWAYS AND WIRING FROM WALLS TO BE REMOVED (INDICATED BY DASHED LINES). WHERE ACTIVE RACEWAYS OCCUR IN WALLS TO BE REMOVED, RE-ROUTE THE RACEWAY WITH ASSOCIATED WIRING TO KEEP THE CIRCUIT OPERATIONAL. WHERE WALLS ARE BEING REPLACED, RELOCATED OR RE-INSTALLED, THEN PROVIDE NEW ELECTRICAL DEVICES IN EQUIPMENT TO MATCH THE ORIGINAL.

4 PRIOR TO REMOVAL OF ANY ELECTRICAL EQUIPMENT OR WIRING, FIELD VERIFY THAT THE EQUIPMENT OR WIRING IS INACTIVE OR NO LONGER IN USE.

5 LOCATE, PROTECT AND MAINTAIN ALL OTHER ELECTRICAL EQUIPMENT, FIXTURES, DEVICES, CONDUIT AND WIRING IN TACT AND OPERATIONAL. IF REMOVED OR DAMAGED AS PART OF THE DEMOLITION WORK, REPLACE LIKE FOR LIKE AND MAKE OPERATIONAL.

6 REMOVE ALL FIRE ALARM DEVICES WHERE EXISTING WALLS AND CEILINGS ARE BEING REMOVED, WITH ASSOCIATED CONDUIT AND WIRING. EXISTING FIRE ALARM DEVICES AND SYSTEM NOT INDICATED FOR REMOVAL SHALL REMAIN ACTIVE THROUGHOUT DEMOLITION AND CONSTRUCTION UNTIL THE NEW SYSTEM IS TESTED AND OPERATIONAL. MAINTAIN ALL CLASS A FIRE ALARM INITIATING AND INDICATING LOOPS WHERE EXISTING DEVICES ARE REMOVED.

7 REMOVE ALL ABANDONED RACEWAY, CONDUIT, WIRING AND CABLING WHETHER ABANDONED PREVIOUS TO THIS PROJECT OR AS A RESULT OF THIS PROJECT. NOT ALL ABANDONED ITEMS ARE SHOWN ON THESE PLANS AND FIELD VERIFICATION OF DEMOLITION SCOPE EXTENT IS REQUIRED.

8 CONTRACTOR TO TRACE AND LABEL ALL EXISTING LOADS TO REMAIN, THAT ARE CURRENTLY FED FROM PANELS THAT ARE BEING DEMOLISHED OR REMOVED IN THIS PHASE. THESE LOADS TO BE RE-FED FROM NEW OR REINSTALLED EXISTING PANELS IN FOLLOWING PHASE(S).

9 REFER TO MECHANICAL DRAWINGS FOR MECHANICAL EQUIPMENT DEMOLITION. DISCONNECT, REMOVE AND/OR RELOCATED ALL ELECTRICAL ASSOCIATED WITH MECHANICAL EQUIPMENT TO BE REMOVED OR RELOCATED

10 CONTRACTOR TO COORDINATE WITH DTS FOR ALL TELECOMMUNICATIONS AND SECURITY/ACCESS CONTROL CABLING IN WALLS TO BE DOMOLISHED.

⎔ SHEET KEYNOTES

1 EXISTING ELECTRICAL EQUIPMENT TO REMAIN. PROTECT EXISTING ELECTRICAL EQUIPMENT AND FEEDERS IN CURRENT LOCATION.

2 THE WALL BELOW IS BEING DEMOLISHED, VERIFY WITH ARCHITECT HOW DEMOLISHED WALL WILL AFFECT EXISTING EQUIPMENT. CONTRACTOR TO PROTECT EQUIPMENT AND CONNECTIONS. RELOCATE AND EXTEND CONDUIT AND WIRING AS REQUIRED TO MAINTAIN FEEDER TO PANEL.

CRSA
ARCHITECTURE · PLANNING · INTERIORS
649 E SOUTH TEMPLE
SALT LAKE CITY, UT 84102
801.355.5915 · www.crsa-us.com

ARCHITECT
CRSA
175 S. MAIN ST., STE. 300
SALT LAKE CITY, UT 84111
C/O ZACH HESLOP
zheslop@crsa-us.com
(801)746-4974

STRUCTURAL ENGINEER
REAVELEY ENGINEERS + ASSOC.
675 EAST 500 SOUTH, SUITE 400
SALT LAKE CITY, UT 84102
C/O JEROD JOHNSON
jjohnson@reaveley.com
(801) 486-3883

MECHANICAL ENGINEER
COLVIN ENGINEERING ASSOC.
505 E. SOUTH TEMPLE
SALT LAKE CITY, UT 84102
C/O ALLEN EVANS
aevans@cea-ut.com
(801) 322-2400

ELECTRICAL ENGINEER
SPECTRUM ENGINEERING
324 STATE ST. STE. 400
SALT LAKE CITY, UT 84102
C/O MICHAEL FACKRELL
michael.fackrell@speceng.com
(801) 328-5151

CM/GC
GRAMOLL CONSTRUCTION
155 S 750 W
NORTH SALT LAKE, UT 84054
C/O JIM GRAMOLL
jim.gramoll@gramoll.com
(801) 295-2341

RIO GRANDE DEPOT SEISMIC UPGRADE

300 SOUTH RIO GRANDE STREET
SALT LAKE CITY, UT 84101

DFCM PROJECT #20229080

STAMP

No. 181563
DAVID E. WESEMANN

ISSUE TYPE:	DATE:
BP-01	October 3, 2022
PROJECT NUMBER:	220338
DRAWN BY:	JJN
CHECKED BY:	MCF

PHASE 1 ATTIC OVERALL ELECTRICAL DEMOLITION PLAN

1.ED103

10/7/2022 2:58:32 PM C:\Users\jjohnson\Documents\Projects\220338_Central Shop_Rio Grande Depot_jjohnson.rvt

GENERAL SHEET NOTES

1 PRIOR TO SUBMITTING BID,THE ELECTRICAL CONTRACTOR SHALL VISIT THE SITE AND FIELD VERIFY THE EXTENT OF ELECTRICAL DEMOLITION WORK TO MEET THE INTENT OF THE BID DOCUMENTS AND INCLUDE ALL COSTS IN BID.

2 COORDINATE ELECTRICAL DEMOLITION WORK WITH ALL OTHER TRADES. REFER TO ARCHITECTURAL AND ALL OTHER SHEETS AND SPECIFICATIONS FOR COMPLETE DEMOLITION SCOPE. REMOVE, RELOCATE OR MODIFY THE ELECTICAL SYSTEM AS REQUIRED TO ACCOMMODATE THE SCOPE OF THIS PROJECT.

3 REMOVE ALL DEVICES, RACEWAYS AND WIRING FROM WALLS TO BE REMOVED (INDICATED BY DASHED LINES). WHERE ACTIVE RACEWAYS OCCUR IN WALLS TO BE REMOVED, RE-ROUTE THE RACEWAY WITH ASSOCIATED WIRING TO KEEP THE CIRCUIT OPERATIONAL. WHERE WALLS ARE BEING REPLACED, RELOCATED OR RE-INSTALLED, THEN PROVIDE NEW ELECTRICAL DEVICES IN EQUIPMENT TO MATCH THE ORIGINAL.

4 PRIOR TO REMOVAL OF ANY ELECTRICAL EQUIPMENT OR WIRING, FIELD VERIFY THAT THE EQUIPMENT OR WIRING IS INACTIVE OR NO LONGER IN USE.

5 LOCATE, PROTECT AND MAINTAIN ALL OTHER ELECTRICAL EQUIPMENT, FIXTURES, DEVICES, CONDUIT AND WIRING IN TACT AND OPERATIONAL. IF REMOVED OR DAMAGED AS PART OF THE DEMOLITION WORK, REPLACE LIKE FOR LIKE AND MAKE OPERATIONAL.

6 REMOVE ALL FIRE ALARM DEVICES WHERE EXISTING WALLS AND CEILINGS ARE BEING REMOVED, WITH ASSOCIATED CONDUIT AND WIRING. EXISTING FIRE ALARM DEVICES AND SYSTEM NOT INDICATED FOR REMOVAL SHALL REMAIN ACTIVE THROUGHOUT DEMOLITION AND CONSTRUCTION UNTIL THE NEW SYSTEM IS TESTED AND OPERATIONAL. MAINTAIN ALL CLASS A FIRE ALARM INITIATING AND INDICATING LOOPS WHERE EXISTING DEVICES ARE REMOVED.

7 REMOVE ALL ABANDONED RACEWAY, CONDUIT, WIRING AND CABLING WHETHER ABANDONED PREVIOUS TO THIS PROJECT OR AS A RESULT OF THIS PROJECT. NOT ALL ABANDONED ITEMS ARE SHOWN ON THESE PLANS AND FIELD VERIFICATION OF DEMOLITION SCOPE EXTENT IS REQUIRED.

8 CONTRACTOR TO TRACE AND LABEL ALL EXISTING LOADS TO REMAIN, THAT ARE CURRENTLY FED FROM PANELS THAT ARE BEING DEMOLISHED OR REMOVED IN THIS PHASE. THESE LOADS TO BE RE-FED FROM NEW OR REINSTALLED EXISTING PANELS IN FOLLOWING PHASE(S).

9 REFER TO MECHANICAL DRAWINGS FOR MECHANICAL EQUIPMENT DEMOLITION. DISCONNECT, REMOVE AND/OR RELOCATED ALL ELECTRICAL ASSOCIATED WITH MECHANICAL EQUIPMENT TO BE REMOVED OR RELOCATED

10 CONTRACTOR TO COORDINATE WITH DTS FOR ALL TELECOMMUNICATIONS AND SECURITY/ACCESS CONTROL CABLING IN WALLS TO BE DOMOLISHED.

⬡ SHEET KEYNOTES

1 IN AREA WHERE CEILING IS TO BE DEMOLISHED, CONTRACTOR TO PRESERVE, DISCONNECT, AND STORE EXISTING FIRE ALARM DEVICES, SECURITY DEVICES, TELECOM DEVICES, EXIT SIGNS, LIGHTING EQUIPMENT, AND LIGHT FIXTURES ON CEILING TO BE REINSTALLED IN A LATER PHASE.

2 HISTORIC LIGHT FIXTURES TO BE REMOVED AND STORED TO BE REINSTALLED AT A LATER PHASE.

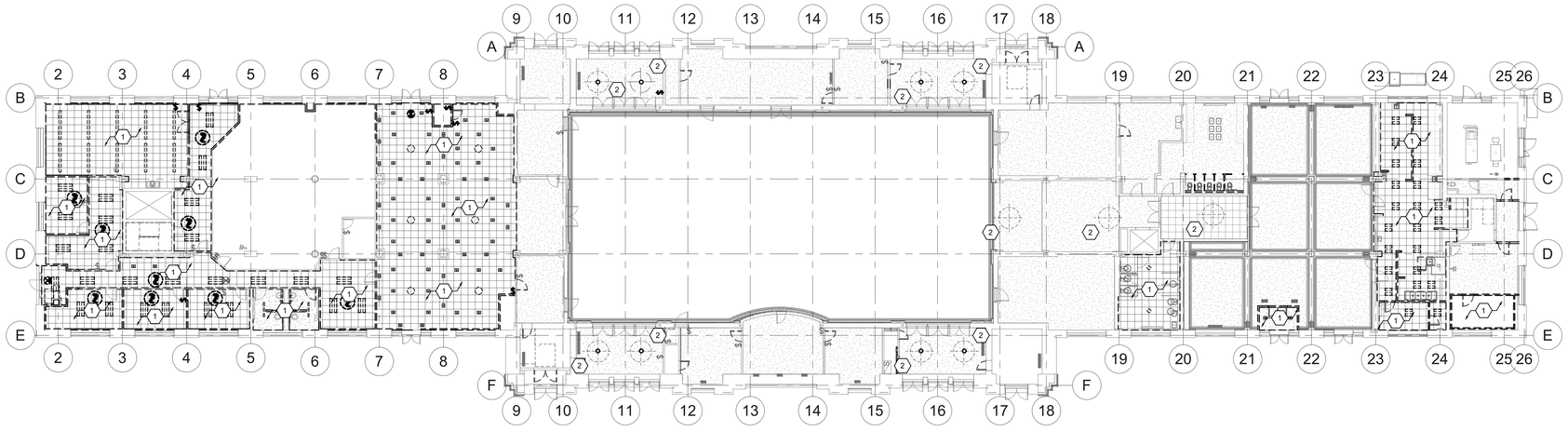

1 LEVEL 1 CEILING OVERALL DEMOLITION PLAN
SCALE: 1/16" = 1'-0"

CRSA
ARCHITECTURE · PLANNING · INTERIORS
649 E SOUTH TEMPLE
SALT LAKE CITY, UT 84102
801.355.5915 · www.crsa-us.com

ARCHITECT
CRSA
175 S. MAIN ST., STE. 300
SALT LAKE CITY, UT 84111
C/O ZACH HESLOP
zheslop@crsa-us.com
(801)746-4974

STRUCTURAL ENGINEER
REAVELEY ENGINEERS + ASSOC.
675 EAST 500 SOUTH, SUITE 400
SALT LAKE CITY, UT 84102
C/O JEROD JOHNSON
jjohnson@reaveley.com
(801) 486-3883

MECHANICAL ENGINEER
COLVIN ENGINEERING ASSOC.
505 E. SOUTH TEMPLE
SALT LAKE CITY, UT 84102
C/O ALLEN EVANS
aevans@cea-ut.com
(801) 322-2400

ELECTRICAL ENGINEER
SPECTRUM ENGINEERING
324 STATE ST. STE. 400
SALT LAKE CITY, UT 84102
C/O MICHAEL FACKRELL
michael.fackrell@speceng.com
(801) 328-5151

CM/GC
GRAMOLL CONSTRUCTION
155 S 750 W
NORTH SALT LAKE, UT 84054
C/O JIM GRAMOLL
jim.gramoll@gramoll.com
(801) 295-2341

RIO GRANDE DEPOT SEISMIC UPGRADE

300 SOUTH RIO GRANDE STREET
SALT LAKE CITY, UT 84101

DFCM PROJECT #20229080

STAMP

No. 181563
DAVID E. WESEMANN

ISSUE TYPE:	DATE:
BP-01	October 3, 2022

PROJECT NUMBER:	220338
DRAWN BY:	JJN
CHECKED BY:	MCF

PHASE 1 LEVEL 1 OVERALL RCP ELECTRICAL DEMOLITION PLAN

1.ED111

2022 CRSA All rights reserved. Reproduction of this drawing in whole or in part, in any form or medium without express written permission is prohibited.

GENERAL SHEET NOTES

1 PRIOR TO SUBMITTING BID,THE ELECTRICAL CONTRACTOR SHALL VISIT THE SITE AND FIELD VERIFY THE EXTENT OF ELECTRICAL DEMOLITION WORK TO MEET THE INTENT OF THE BID DOCUMENTS AND INCLUDE ALL COSTS IN BID.

2 COORDINATE ELECTRICAL DEMOLITION WORK WITH ALL OTHER TRADES. REFER TO ARCHITECTURAL AND ALL OTHER SHEETS AND SPECIFICATIONS FOR COMPLETE DEMOLITION SCOPE. REMOVE, RELOCATE OR MODIFY THE ELECTICAL SYSTEM AS REQUIRED TO ACCOMMODATE THE SCOPE OF THIS PROJECT.

3 REMOVE ALL DEVICES, RACEWAYS AND WIRING FROM WALLS TO BE REMOVED (INDICATED BY DASHED LINES). WHERE ACTIVE RACEWAYS OCCUR IN WALLS TO BE REMOVED, RE-ROUTE THE RACEWAY WITH ASSOCIATED WIRING TO KEEP THE CIRCUIT OPERATIONAL. WHERE WALLS ARE BEING REPLACED, RELOCATED OR RE-INSTALLED, THEN PROVIDE NEW ELECTRICAL DEVICES IN EQUIPMENT TO MATCH THE ORIGINAL.

4 PRIOR TO REMOVAL OF ANY ELECTRICAL EQUIPMENT OR WIRING, FIELD VERIFY THAT THE EQUIPMENT OR WIRING IS INACTIVE OR NO LONGER IN USE.

5 LOCATE, PROTECT AND MAINTAIN ALL OTHER ELECTRICAL EQUIPMENT, FIXTURES, DEVICES, CONDUIT AND WIRING IN TACT AND OPERATIONAL. IF REMOVED OR DAMAGED AS PART OF THE DEMOLITION WORK, REPLACE LIKE FOR LIKE AND MAKE OPERATIONAL.

6 REMOVE ALL FIRE ALARM DEVICES WHERE EXISTING WALLS AND CEILINGS ARE BEING REMOVED, WITH ASSOCIATED CONDUIT AND WIRING. EXISTING FIRE ALARM DEVICES AND SYSTEM NOT INDICATED FOR REMOVAL SHALL REMAIN ACTIVE THROUGHOUT DEMOLITION AND CONSTRUCTION UNTIL THE NEW SYSTEM IS TESTED AND OPERATIONAL. MAINTAIN ALL CLASS A FIRE ALARM INITIATING AND INDICATING LOOPS WHERE EXISTING DEVICES ARE REMOVED.

7 REMOVE ALL ABANDONED RACEWAY, CONDUIT, WIRING AND CABLING WHETHER ABANDONED PREVIOUS TO THIS PROJECT OR AS A RESULT OF THIS PROJECT. NOT ALL ABANDONED ITEMS ARE SHOWN ON THESE PLANS AND FIELD VERIFICATION OF DEMOLITION SCOPE EXTENT IS REQUIRED.

8 CONTRACTOR TO TRACE AND LABEL ALL EXISTING LOADS TO REMAIN, THAT ARE CURRENTLY FED FROM PANELS THAT ARE BEING DEMOLISHED OR REMOVED IN THIS PHASE. THESE LOADS TO BE RE-FED FROM NEW OR REINSTALLED EXISTING PANELS IN FOLLOWING PHASE(S).

9 REFER TO MECHANICAL DRAWINGS FOR MECHANICAL EQUIPMENT DEMOLITION. DISCONNECT, REMOVE AND/OR RELOCATED ALL ELECTRICAL ASSOCIATED WITH MECHANICAL EQUIPMENT TO BE REMOVED OR RELOCATED

10 CONTRACTOR TO COORDINATE WITH DTS FOR ALL TELECOMMUNICATIONS AND SECURITY/ACCESS CONTROL CABLING IN WALLS TO BE DOMOLISHED.

⬡ SHEET KEYNOTES

1 IN AREA WHERE CEILING IS TO BE DEMOLISHED, CONTRACTOR TO PRESERVE, DISCONNECT, AND STORE EXISTING FIRE ALARM DEVICES, SECURITY DEVICES, TELECOM DEVICES, EXIT SIGNS, LIGHTING EQUIPMENT, AND LIGHT FIXTURES ON CEILING TO BE REINSTALLED IN A LATER PHASE.

2 HISTORIC LIGHT FIXTURES TO BE REMOVED AND STORED TO BE REINSTALLED AT A LATER PHASE.

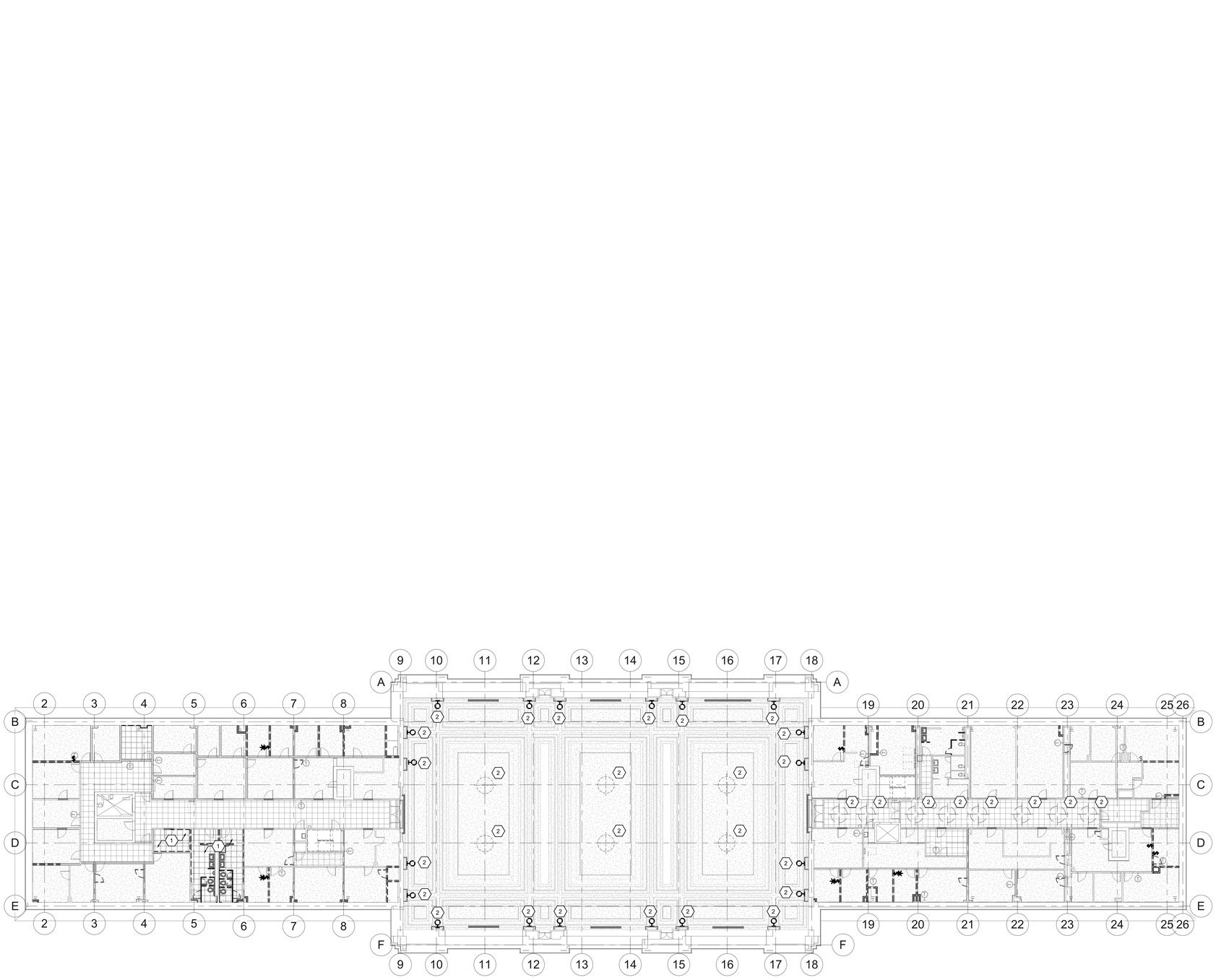

1 LEVEL 2 CEILING OVERALL DEMOLITION PLAN
SCALE: 1/16" = 1'-0"

CRSA

ARCHITECTURE · PLANNING · INTERIORS

649 E SOUTH TEMPLE
SALT LAKE CITY, UT 84102
801.355.5915 · www.crsa-us.com

ARCHITECT
CRSA
175 S. MAIN ST., STE. 300
SALT LAKE CITY, UT 84111
C/O ZACH HESLOP
zheslop@crsa-us.com
(801)746-4974

STRUCTURAL ENGINEER
REAVELEY ENGINEERS + ASSOC.
675 EAST 500 SOUTH, SUITE 400
SALT LAKE CITY, UT 84102
C/O JEROD JOHNSON
jjohnson@reaveley.com
(801) 486-3883

MECHANICAL ENGINEER
COLVIN ENGINEERING ASSOC.
505 E. SOUTH TEMPLE
SALT LAKE CITY, UT 84102
C/O ALLEN EVANS
aevans@cea-ut.com
(801) 322-2400

ELECTRICAL ENGINEER
SPECTRUM ENGINEERING
324 STATE ST. STE. 400
SALT LAKE CITY, UT 84102
C/O MICHAEL FACKRELL
michael.fackrell@speceng.com
(801) 328-5151

CM/GC
GRAMOLL CONSTRUCTION
155 S 750 W
NORTH SALT LAKE, UT 84054
C/O JIM GRAMOLL
jim.gramoll@gramoll.com
(801) 295-2341

RIO GRANDE DEPOT SEISMIC UPGRADE

300 SOUTH RIO GRANDE STREET
SALT LAKE CITY, UT 84101

DFCM PROJECT #20229080

STAMP

No. 181563
DAVID E. WESEMANN

ISSUE TYPE:	DATE:
BP-01	October 3, 2022
PROJECT NUMBER:	220338
DRAWN BY:	JJN
CHECKED BY:	MCF

PHASE 1 LEVEL 2 OVERALL RCP ELECTRICAL DEMOLITION PLAN

1.ED112

All ideas, designs, arrangements and plans indicated or represented by this drawing are owned by and the property of CRSA and were created, evolved and developed for use on and in connection with the specified project. None of such ideas, designs, arrangements or plans shall be used by or disclosed to any person, firm or corporation for any purpose whatsoever without the written permission of CRSA.

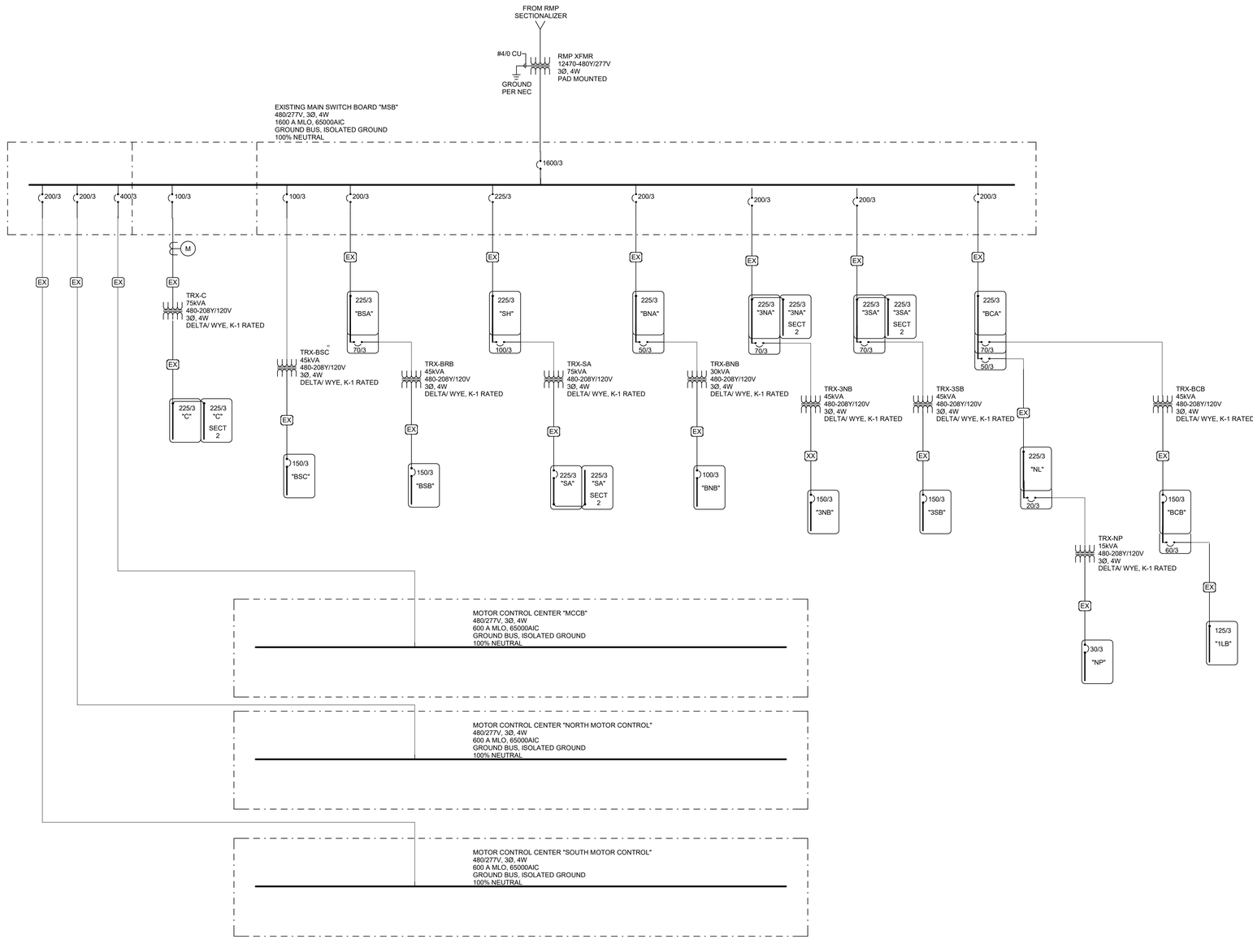

A1 ONE-LINE DIAGRAM - EXISTING (SHOWN FOR REFERENCE ONLY)
SCALE: NTS

GENERAL SHEET NOTES

SHEET KEYNOTES

CRSA
ARCHITECTURE · PLANNING · INTERIORS
649 E SOUTH TEMPLE
SALT LAKE CITY, UT 84102
801.355.5915 · www.crsa-us.com

ARCHITECT
CRSA
175 S. MAIN ST., STE. 300
SALT LAKE CITY, UT 84111
C/O ZACH HESLOP
zheslop@crsa-us.com
(801)746-4974

STRUCTURAL ENGINEER
REAVELEY ENGINEERS + ASSOC.
675 EAST 500 SOUTH, SUITE 400
SALT LAKE CITY, UT 84102
C/O JEROD JOHNSON
jjohnson@reaveley.com
(801) 486-3883

MECHANICAL ENGINEER
COLVIN ENGINEERING ASSOC.
505 E. SOUTH TEMPLE
SALT LAKE CITY, UT 84102
C/O ALLEN EVANS
aevans@cea-ut.com
(801) 322-2400

ELECTRICAL ENGINEER
SPECTRUM ENGINEERING
324 STATE ST. STE. 400
SALT LAKE CITY, UT 84102
C/O MICHAEL FACKRELL
michael.fackrell@speceng.com
(801) 328-5151

CM/GC
GRAMOLL CONSTRUCTION
155 S 750 W
NORTH SALT LAKE, UT 84054
C/O JIM GRAMOLL
jim.gramoll@gramoll.com
(801) 295-2341

RIO GRANDE DEPOT SEISMIC UPGRADE

300 SOUTH RIO GRANDE STREET
SALT LAKE CITY, UT 84101

DFCM PROJECT #20229080

STAMP

No. 181563
DAVID E. WESEMANN

ISSUE TYPE:	DATE:
BP-01	October 3, 2022

PROJECT NUMBER:	220338
DRAWN BY:	JJN
CHECKED BY:	MCF

PHASE 1 EXISTING ONE-LINE DIAGRAM

1.EP601

Plotted: 10/3/2022 8:49:44 AM by Jason Nash (Admin Upgrade2020)File Name:M:\2022\220338 Rio Grande Depot\Revit\Phase 1\220338_Phase 1_Central.rvt

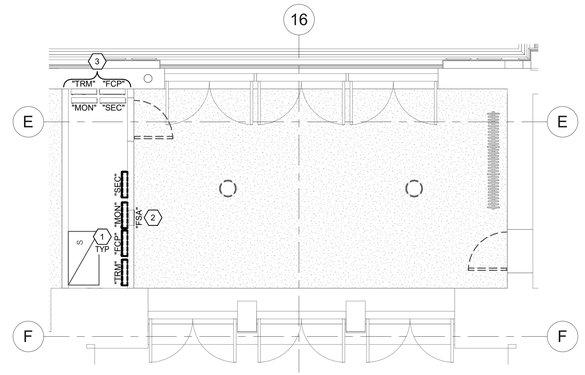

NORTH

D4 ENLARGED LOBBY FIRE ALARM DEMOLITION PLAN
SCALE: 1/4" = 1'-0"

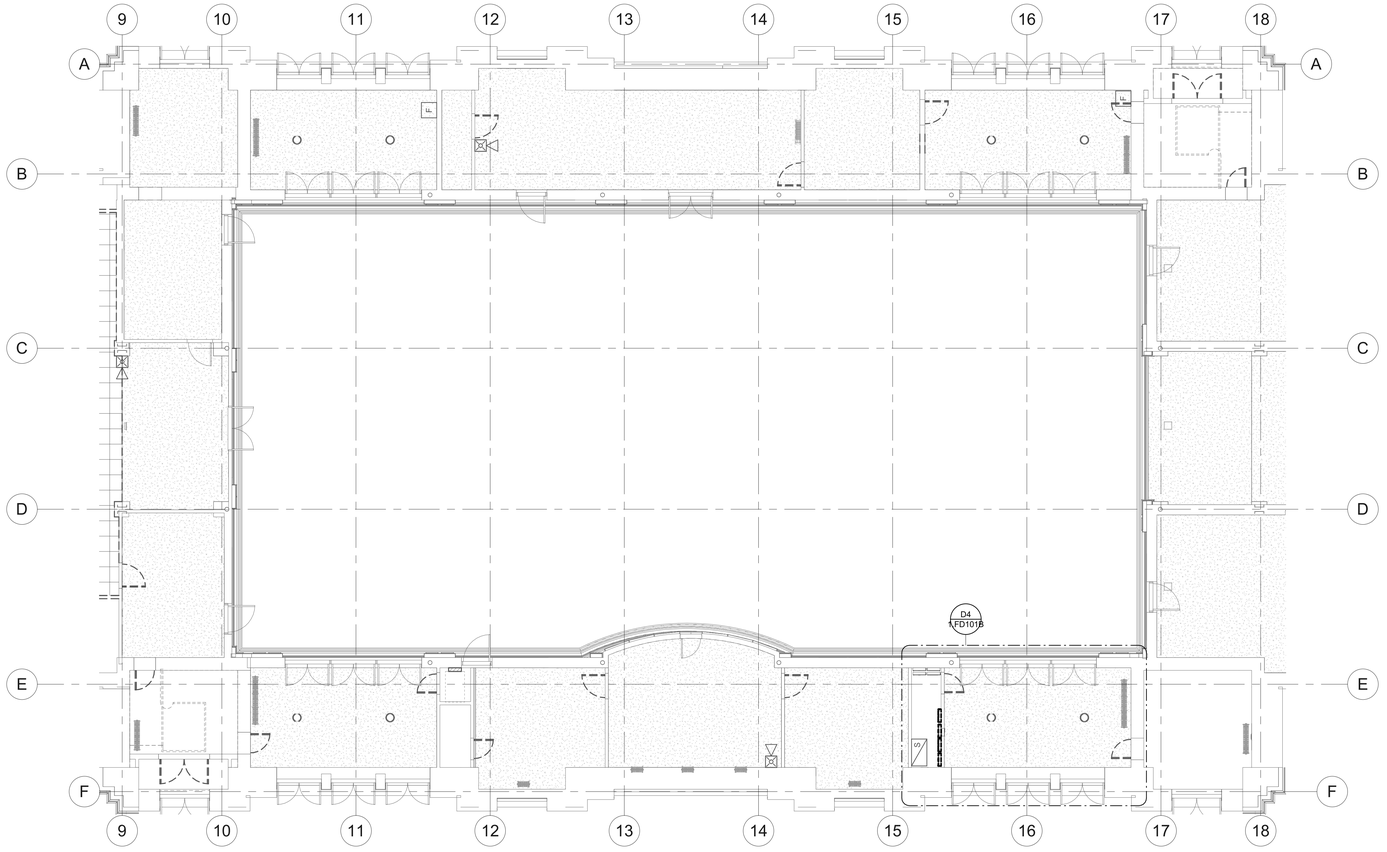

NORTH

A2 LEVEL 1 FIRE ALARM DEMOLITION PLAN - CENTER
SCALE: 1/8" = 1'-0"

GENERAL SHEET NOTES

1 PRIOR TO SUBMITTING BID,THE ELECTRICAL CONTRACTOR SHALL VISIT THE SITE AND FIELD VERIFY THE EXTENT OF ELECTRICAL DEMOLITION WORK TO MEET THE INTENT OF THE BID DOCUMENTS AND INCLUDE ALL COSTS IN BID.

2 COORDINATE ELECTRICAL DEMOLITION WORK WITH ALL OTHER TRADES. REFER TO ARCHITECTURAL AND ALL OTHER SHEETS AND SPECIFICATIONS FOR COMPLETE DEMOLITION SCOPE. REMOVE, RELOCATE OR MODIFY THE ELECTICAL SYSTEM AS REQUIRED TO ACCOMMODATE THE SCOPE OF THIS PROJECT.

3 REMOVE ALL DEVICES, RACEWAYS AND WIRING FROM WALLS TO BE REMOVED (INDICATED BY DASHED LINES). WHERE ACTIVE RACEWAYS OCCUR IN WALLS TO BE REMOVED, RE-ROUTE THE RACEWAY WITH ASSOCIATED WIRING TO KEEP THE CIRCUIT OPERATIONAL. WHERE WALLS ARE BEING REPLACED, RELOCATED OR RE-INSTALLED, THEN PROVIDE NEW ELECTRICAL DEVICES IN EQUIPMENT TO MATCH THE ORIGINAL.

4 PRIOR TO REMOVAL OF ANY ELECTRICAL EQUIPMENT OR WIRING, FIELD VERIFY THAT THE EQUIPMENT OR WIRING IS INACTIVE OR NO LONGER IN USE.

5 LOCATE, PROTECT AND MAINTAIN ALL OTHER ELECTRICAL EQUIPMENT, FIXTURES, DEVICES, CONDUIT AND WIRING IN TACT AND OPERATIONAL. IF REMOVED OR DAMAGED AS PART OF THE DEMOLITION WORK, REPLACE LIKE FOR LIKE AND MAKE OPERATIONAL.

6 REMOVE ALL FIRE ALARM DEVICES WHERE EXISTING WALLS AND CEILINGS ARE BEING REMOVED, WITH ASSOCIATED CONDUIT AND WIRING. EXISTING FIRE ALARM DEVICES AND SYSTEM NOT INDICATED FOR REMOVAL SHALL REMAIN ACTIVE THROUGHOUT DEMOLITION AND CONSTRUCTION UNTIL THE NEW SYSTEM IS TESTED AND OPERATIONAL. MAINTAIN ALL CLASS A FIRE ALARM INITIATING AND INDICATING LOOPS WHERE EXISTING DEVICES ARE REMOVED.

7 REMOVE ALL ABANDONED RACEWAY, CONDUIT, WIRING AND CABLING WHETHER ABANDONED PREVIOUS TO THIS PROJECT OR AS A RESULT OF THIS PROJECT. NOT ALL ABANDONED ITEMS ARE SHOWN ON THESE PLANS AND FIELD VERIFICATION OF DEMOLITION SCOPE EXTENT IS REQUIRED.

8 CONTRACTOR TO TRACE AND LABEL ALL EXISTING LOADS TO REMAIN, THAT ARE CURRENTLY FED FROM PANELS THAT ARE BEING DEMOLISHED OR REMOVED IN THIS PHASE. THESE LOADS TO BE RE-FED FROM NEW OR REINSTALLED EXISTING PANELS IN FOLLOWING PHASE(S).

9 REFER TO MECHANICAL DRAWINGS FOR MECHANICAL EQUIPMENT DEMOLITION. DISCONNECT, REMOVE AND/OR RELOCATED ALL ELECTRICAL ASSOCIATED WITH MECHANICAL EQUIPMENT TO BE REMOVED OR RELOCATED

10 CONTRACTOR TO COORDINATE WITH DTS FOR ALL TELECOMMUNICATIONS AND SECURITY/ACCESS CONTROL CABLING IN WALLS TO BE DOMOLISHED.

SHEET KEYNOTES

1 REMOVE AND RELOCATE EXISTING FIRE ALARM PANEL, SUB-PANELS, RADIO MONITORING PANEL, CONDUITS, CIRCUITS, GUTTER, AND ALL ASSOCIATED FIRE ALARM EQUIPMENT TO LOCATION SHOWN.

2 EXISTING ELECTRICAL EQUIPMENT TO REMAIN. PROTECT EXISTING ELECTRICAL EQUIPMENT AND FEEDERS IN CURRENT LOCATION.

3 RELOCATE EXISTING FIRE ALARM PANELS TO THIS WALL.

KEY MAP

CRSA
ARCHITECTURE · PLANNING · INTERIORS
649 E SOUTH TEMPLE
SALT LAKE CITY, UT 84102
801.355.5915 · www.crsa-us.com

ARCHITECT
CRSA
175 S. MAIN ST., STE. 300
SALT LAKE CITY, UT 84111
C/O ZACH HESLOP
zheslop@crsa-us.com
(801)746-4974

STRUCTURAL ENGINEER
REAVELEY ENGINEERS + ASSOC.
675 EAST 500 SOUTH, SUITE 400
SALT LAKE CITY, UT 84102
C/O JEROD JOHNSON
johnson@reaveley.com
(801) 486-3883

MECHANICAL ENGINEER
COLVIN ENGINEERING ASSOC.
505 E. SOUTH TEMPLE
SALT LAKE CITY, UT 84102
C/O ALLEN EVANS
aevans@cea-ut.com
(801) 322-2400

ELECTRICAL ENGINEER
SPECTRUM ENGINEERING
324 STATE ST. STE. 400
SALT LAKE CITY, UT 84102
C/O MICHAEL FACKRELL
michael.fackrell@speceng.com
(801) 328-5151

CM/GC
GRAMOLL CONSTRUCTION
155 S 750 W
NORTH SALT LAKE, UT 84054
C/O JIM GRAMOLL
jim.gramoll@gramoll.com
(801) 295-2341

RIO GRANDE DEPOT SEISMIC UPGRADE

300 SOUTH RIO GRANDE STREET
SALT LAKE CITY, UT 84101

DFCM PROJECT #20229080

STAMP

ISSUE TYPE:	DATE:
BP-01	October 3, 2022
PROJECT NUMBER:	220338
DRAWN BY:	EJB
CHECKED BY:	JDD

PHASE 1 LEVEL 1 ENLARGED FIRE ALARM DEMOLITION PLAN - AREA B

1.FD101B

Electronically signed by David E. Wesemann (please don't print this) 10/3/2022 4:01:17 PM