RIO GRANDE DEPOT SEISMIC UPGRADE
BP-02: DEMOLITION BID PACKAGE PHASE 2
300 SOUTH RIO GRANDE STREET, SALT LAKE CITY, UT 84101



GENERAL PROJECT NOTES

1. THESE DRAWINGS INDICATE IN GENERAL THE PROJECT IN TERMS OF ARCHITECTURAL DESIGN INTENT, THE DIMENSIONS OF THE BUILDING, THE MAJOR ARCHITECTURAL ELEMENTS AND TYPE OF STRUCTURAL, MECHANICAL, AND ELECTRICAL SYSTEMS. THE DRAWINGS DO NOT NECESSARILY INDICATE OR DESCRIBE ALL WORK REQUIRED FOR FULL PERFORMANCE AND COMPLETION OF THE REQUIREMENTS OF THE CONTRACT DOCUMENTS. AS INDICATED OR DESCRIBED, THE CONTRACTOR SHALL FURNISH ALL ITEMS REQUIRED FOR THE PROPER EXECUTION AND COMPLETION OF THE WORK.
2. BID AND CONSTRUCTION DOCUMENTS SHALL NOT BE SEPARATED OR ISSUED AS PARTIAL SETS TO SUB CONTRACTORS. BIDDERS ARE RESPONSIBLE FOR ALL PORTIONS OF THE DOCUMENTS THAT PERTAIN TO THE WORK COVERED BY SUB-BIDS. BIDDER ASSUMES FULL RESPONSIBILITY FOR ERRORS OR MISINTERPRETATIONS RESULTING FROM USE OF PARTIAL BID SETS OF BIDDING DOCUMENTS BY ITSELF OR ANY SUB BIDDER.
3. CONFLICTING INFORMATION OR ERRORS FOUND IN THE BID OR CONSTRUCTION DOCUMENTS SHOULD BE BROUGHT TO THE ATTENTION OF THE ARCHITECT IMMEDIATELY SO THAT QUESTIONS AND CONCERNS MAY BE CLARIFIED BY ADDENDUM. IN THE EVENT OF A CONFLICT IN THE DRAWINGS, BIDDER SHOULD NOT ASSUME THAT THE LEAST EXPENSIVE OPTION WILL MEET THE PROJECT REQUIREMENTS.
4. GENERAL CONTRACTOR SHALL VERIFY ALL EXISTING CONDITIONS PRIOR TO STARTING WORK. NOTIFY THE ARCHITECT OF ANY DISCREPANCIES FOUND.

BID PACK 02 SHEET INDEX

GENERAL INFORMATION	
GI200	BID PACKAGE 02 COVER SHEET
ARCHITECTURAL	
2.AD100	PHASE 2 BASEMENT DEMOLITION FLOOR PLAN
2.AD100A	PHASE 2 BASEMENT DEMOLITION FLOOR PLAN AREA A
2.AD100B	PHASE 2 BASEMENT DEMOLITION FLOOR PLAN AREA B
2.AD100C	PHASE 2 BASEMENT DEMOLITION FLOOR PLAN AREA C
2.AD101	PHASE 2 MAIN LEVEL DEMOLITION FLOOR PLAN
2.AD101A	PHASE 2 MAIN LEVEL DEMOLITION FLOOR PLAN AREA A
2.AD101B	PHASE 2 MAIN LEVEL DEMOLITION FLOOR PLAN AREA B
2.AD101C	PHASE 2 MAIN LEVEL DEMOLITION FLOOR PLAN AREA C
2.AD102	PHASE 2 UPPER LEVEL DEMOLITION FLOOR PLAN
2.AD102A	PHASE 2 UPPER LEVEL DEMOLITION FLOOR PLAN AREA A
2.AD102B	PHASE 2 UPPER LEVEL DEMOLITION FLOOR PLAN AREA B
2.AD102C	PHASE 2 UPPER LEVEL DEMOLITION FLOOR PLAN AREA C
2.AD103	PHASE 2 ATTIC DEMOLITION FLOOR PLAN
2.AD111	PHASE 2 MAIN LEVEL DEMOLITION RCP
2.AD111A	PHASE 2 MAIN LEVEL DEMOLITION RCP AREA A
2.AD111B	PHASE 2 MAIN LEVEL DEMOLITION RCP AREA B
2.AD111C	PHASE 2 MAIN LEVEL DEMOLITION RCP AREA C
2.AD112	PHASE 2 UPPER LEVEL DEMOLITION RCP
2.AD112A	PHASE 2 UPPER LEVEL DEMOLITION RCP AREA A
2.AD112B	PHASE 2 UPPER LEVEL DEMOLITION RCP AREA B
2.AD112C	PHASE 2 UPPER LEVEL DEMOLITION RCP AREA C
2.AD113	PHASE 2 ATTIC DEMOLITION RCP
2.AD430	PHASE 2 STAIR DEMOLITION
STRUCTURAL	
SD101A	MAIN FLOOR DEMO PLAN - SOUTH WING
SD101B	MAIN FLOOR DEMO PLAN - GRAND LOBBY
SD101C	MAIN FLOOR DEMO PLAN - NORTH WING
SD102A	UPPER FLOOR DEMO PLAN - SOUTH WING
SD102B	UPPER FLOOR DEMO PLAN - GRAND LOBBY
SD102C	UPPER FLOOR DEMO PLAN - NORTH WING
SD501	DEMOLITION FRAMING DETAILS
FIRE PROTECTION	
FP002	FIRE INDEX AND LEGEND
2.FD100	PHASE 2 BASEMENT OVERALL FIRE PROTECTION DEMOLITION PLAN
2.FD101	PHASE 2 MAIN LEVEL OVERALL FIRE PROTECTION DEMOLITION PLAN
2.FD102	PHASE 2 UPPER LEVEL OVERALL FIRE PROTECTION DEMOLITION PLAN
2.FD103	PHASE 2 ATTIC OVERALL FIRE PROTECTION DEMOLITION PLAN
PLUMBING	
PL002	PLUMBING INDEX AND LEGEND BP-02
2.PD100	PHASE 2 BASEMENT OVERALL PLUMBING DEMO PLAN
2.PD100A	PHASE 2 BASEMENT PLUMBING DEMO PLAN AREA A
2.PD100B	PHASE 2 BASEMENT PLUMBING DEMO PLAN AREA B
2.PD100C	PHASE 2 BASEMENT PLUMBING DEMO PLAN AREA C
2.PD101	PHASE 2 MAIN LEVEL OVERALL PLUMBING DEMO PLAN
2.PD102	PHASE 2 UPPER LEVEL OVERALL PLUMBING DEMO PLAN
2.PD103	PHASE 2 ATTIC OVERALL PLUMBING DEMO PLAN
2.PD401	PHASE 2 ENLARGED PLUMBING DEMO PLANS
MECHANICAL	
M002	MECHANICAL LEGEND, SYMBOLS, ABBREVIATIONS BP-02
2.MD100	PHASE 2 BASEMENT OVERALL MECHANICAL DEMO PLAN
2.MD100A	PHASE 2 BASEMENT MECHANICAL DEMO PLAN AREA A
2.MD100B	PHASE 2 BASEMENT MECHANICAL DEMO PLAN AREA B
2.MD100C	PHASE 2 BASEMENT MECHANICAL DEMO PLAN AREA C
2.MD101	PHASE 2 MAIN LEVEL OVERALL MECHANICAL DEMO PLAN
2.MD101A	PHASE 2 MAIN LEVEL MECHANICAL DEMO PLAN AREA A
2.MD101B	PHASE 2 MAIN LEVEL MECHANICAL DEMO PLAN AREA B
2.MD101C	PHASE 2 MAIN LEVEL MECHANICAL DEMO PLAN AREA C
2.MD102	PHASE 2 UPPER LEVEL OVERALL MECHANICAL DEMO PLAN
2.MD102A	PHASE 2 UPPER LEVEL MECHANICAL DEMO PLAN AREA A
2.MD102B	PHASE 2 UPPER LEVEL MECHANICAL DEMO PLAN AREA B
2.MD102C	PHASE 2 UPPER LEVEL MECHANICAL DEMO PLAN AREA C
2.MD103	PHASE 2 ATTIC OVERALL MECHANICAL DEMO PLAN
2.MD103A	PHASE 2 ATTIC MECHANICAL DEMO PLAN AREA A
2.MD103B	PHASE 2 ATTIC MECHANICAL DEMO PLAN AREA B
2.MD103C	PHASE 2 ATTIC MECHANICAL DEMO PLAN AREA C
2.MD401	PHASE 2 ENLARGED MECHANICAL DEMO PLANS
2.MD501	PHASE 2 MECHANICAL DEMO 3D VIEWS
ELECTRICAL	
2.EE001	SHEET INDEX, ABBREVIATIONS, AND GENERAL NOTES
2.ED100	PHASE 2 BASEMENT OVERALL ELECTRICAL DEMOLITION PLAN
2.ED101	PHASE 2 MAIN LEVEL OVERALL ELECTRICAL DEMOLITION PLAN
2.ED102	PHASE 2 UPPER LEVEL OVERALL ELECTRICAL DEMOLITION PLAN
2.ED103	PHASE 2 ATTIC OVERALL ELECTRICAL DEMOLITION PLAN
2.ED111	PHASE 2 LEVEL 1 OVERALL RCP ELECTRICAL DEMOLITION PLAN
2.ED112	PHASE 2 LEVEL 2 OVERALL RCP ELECTRICAL DEMOLITION PLAN
2.FD101B	PHASE 2 LEVEL 1 ENLARGED FIRE ALARM DEMOLITION PLANS

LOCATION WITHIN NEIGHBORHOOD



N

LOCATION WITHIN CITY



N

SYMBOLS LEGEND

- INTERIOR ELEVATION (1 / AE101 / 1)
- BUILDING ELEVATION (XX / XXXX)
- BUILDING SECTION (XX / XXXX)
- WALL SECTION (XX / XXXX)
- DETAIL CALLOUT (XX / XXXX)
- CALLOUT (XX / XXXX)
- KEYNOTE (?)
- DOOR TAG (XXXX)
- WALL TYPE (XX)
- ROOM TAG (ROOM NAME / XXX)
- GLASS TYPE (A)
- ELEVATION MARKER
- WINDOW TYPE (A2)
- CENTER LINE
- GRID (0)
- NORTH ARROW (N)
- CEILING TYPE (1t / 10' - 0")
- FINISHES (ROOM NAME / XXX / F | B | W; BASE FINISH, FLOOR FINISH, WALL FINISH)

MATERIAL LEGEND

- CONCRETE
- MASONRY
- STEEL
- BATT INSULATION
- RIGID INSULATION
- FINISH GRADE WOOD / HARDWOOD
- PLYWOOD
- SPRAY FOAM INSULATION
- DEMOLITION, SHOWN VIA HIDDEN LINE
- STUD WALL

STANDARD ABBREVIATIONS

*NOT ALL ABBREVIATIONS MAY BE USED.

ADJ.	ADJUSTABLE
A.F.F.	ABOVE FINISHED FLOOR
A.H.J.	AUTHORITY HAVING JURISTICTION
ALUM.	ALUMINUM
BITUM.	BITUMINOUS
B.O.	BOTTOM OF
B.O.S	BOTTOM OF STRUCTURE
CLR.	CLEAR
C.M.U.	CONCRETE MASONRY UNIT
COL.	COLUMN
CONC.	CONCRETE
CONT.	CONTINUOUS
COORD.	COORDINATE
ELEC.	ELECTRICAL
ELEV.	ELEVATION
EQ.	EQUAL
E.	EXISTING
EXT.	EXTERIO
F.D.	FLOOR DRAIN
F.E.C	FIRE EXTINGUISHER CABINET
F.F.	FINISH FLOOR
FTG.	FOOTING
GA.	GAUGE
GALV.	GALVINIZED
GYP. BD.	GYPSUM BOARD
G.F.R.C.	GLASS FIBER REINFORCED CONCRETE
G.F.R.G.	GLASS FIBER REINFORCED GYPSUM
H.M.	HOLLOW METAL
H.V.A.C	HEATING VENTILATION AIR CONDITIONING
INSUL.	INSULATION
MAINT.	MAINTENANCE
MAX.	MAXIMUM
MAT.	MATERIAL
MECH.	MECHANICAL
MFR.	MANUFACUTER
MIN.	MINIMUM
M.O.	MASONRY OPEN
MTL.	METAL
N.T.S.	NOT TO SCALE
O.C.	ON CENTER
OPP.	OPPOSITE
PERP.	PERPENDICULAR
QTY.	QUANTITY
R.D.	ROOF DRAIN
REINF.	REINFORCED
REQ'D	REQUIRED
R.O.	ROUGH OPENING
SCHED.	SCHEDULED
SIM.	SIMILAR
SPEC.	SPECIFICATIONS
S.T.C.	SOUND TRANSMISSION CLASS
STR.	STRUCTURAL
T.O.	TOP OF
TYP.	TYPICAL
U.N.O.	UNLESS NOTED OTHERWISE
U.R.M	UN-REINFORCED MASONRY
VERT.	VERTICAL
VEST.	VESTIBULE
VNR.	VENEER
W/	WITH

CRSA
ARCHITECTURE · PLANNING · INTERIORS
175 S MAIN STREET, STE 300 · SLC, UTAH 84111
801-355-5915 www.crsa-us.com

ARCHITECT
CRSA — C/O ZACH HESLOP
175 S. MAIN ST., STE. 300 — zheslop@crsa-us.com
SALT LAKE CITY, UT 84111 — (801)746-4974

STRUCTURAL ENGINEER
REAVELEY ENGINEERS + ASSOC. — C/O JEROD JOHNSON
675 EAST 500 SOUTH, SUITE 400 — jjohnson@reaveley.com
SALT LAKE CITY, UT 84102 — (801) 486-3883

MECHANICAL ENGINEER
COLVIN ENGINEERING ASSOC. — C/O ALLEN EVANS
505 E. SOUTH TEMPLE — aevans@cea-ut.com
SALT LAKE CITY, UT 84102 — (801) 322-2400

ELECTRICAL ENGINEER
SPECTRUM ENGINEERING — C/O MICHAEL FACKRELL
324 STATE ST. STE. 400 — michael.fackrell@speceng.com
SALT LAKE CITY, UT 84102 — (801) 328-5151

CM/GC
GRAMOLL CONSTRUCTION — C/O JIM GRAMOLL
155 S 750 W — jim.gramoll@gramoll.com
NORTH SALT LAKE, UT 84054 — (801) 295-2341

RIO GRANDE DEPOT SEISMIC UPGRADE

300 SOUTH RIO GRANDE STREET
SALT LAKE CITY, UT 84101

DFCM PROJECT #20229080

STAMP

STATE OF UTAH — ZACHARY M. HESLOP — 11965299-0301 — LICENSED ARCHITECT

10/03/2022

ISSUE TYPE:	DATE:
BP-01 DD	October 3, 2022

PROJECT NUMBER:	21-031
DRAWN BY:	Author
CHECKED BY:	Checker

BID PACKAGE 02 COVER SHEET

GI200

© 2022 CRSA Design Team Owned Copyrighted 2021 The Church of Jesus Christ of Latter-day Saints. Architect of Record

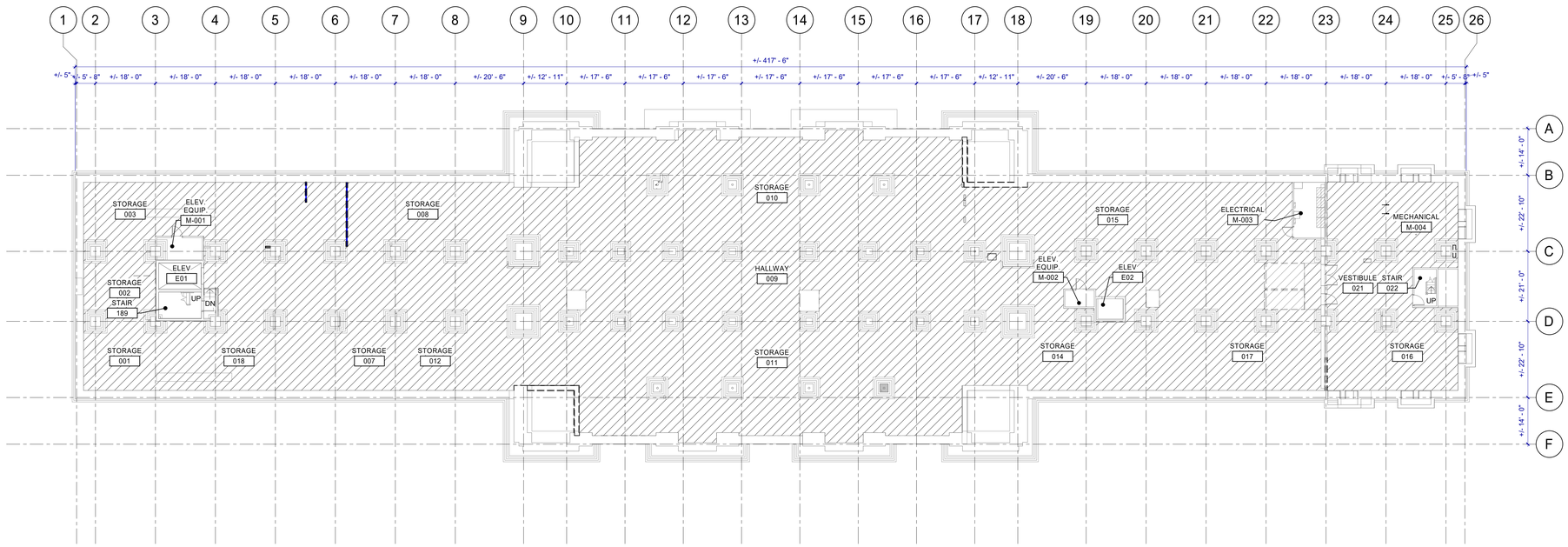

PHASE 2 BASEMENT DEMOLITION FLOOR PLAN

N A1 / 2.AD100

1/16" = 1'-0"

GENERAL NOTES

A. CONTRACTOR SHALL NOTIFY ARCHITECT IN WRITING OF DISCREPANCIES BETWEEN EXISTING CONDITIONS AND DRAWINGS BEFORE PROCEEDING WITH SELECTIVE DEMOLITION.

B. CONTRACTOR TO PROVIDE ANY TEMPORARY SHORING OF CEILING, FLOOR, ROOF, FOUNDATION, AND/OR WALL STRUCTURES UNTIL PERMANENT SUPPORT IS INSTALLED.

C. DEMOLITION WORK OF THIS CONTRACT INCLUDES ALL INCIDENTAL REMOVAL AND/OR MODIFICATION OF MINOR FEATURES NOT SPECIFICALLY INDICATED IN THE DRAWINGS BUT REQUIRED IN ORDER TO EXECUTE THE WORK.

D. HAZARDOUS MATERIAL ABATEMENT IS TO BE COMPLETED BY OWNER. HAZARDOUS MATERIAL INVENTORY REPORT IS AVAILABLE FOR REFERENCE FROM THE OWNER. CONTRACTOR SHALL NOTIFY THE OWNER IMMEDIATELY IF SUSPECTED HAZARDOUS MATERIALS ARE ENCOUNTERED AND HAZARDOUS MATERIALS SHALL BE ABATED BY OTHERS BEFORE PROCEEDING WITH SELECTIVE DEMOLITION.

E. CONTRACTOR TO PATCH ANY HOLES RESULTING FROM DEMOLITION WORK AND PATCH TO MATCH SURROUNDING FINISH MATERIAL.

F. CONTRACTOR TO NOTIFY THE ARCHITECT OF ANY HISTORICALLY SIGNIFICANT FEATURES UNCOVERED BEFORE DEMOLISHING THEM.

G. ALL HISTORIC ITEMS CALLED OUT TO BE SALVAGED NEED TO BE REMOVED CAREFULLY AND STORED FOR REINSTALLATION.

H. FIRE EXTINGUISHERS ON WALL TO BE REMOVED ARE TO BE RETURNED TO OWNER, DISPOSE CABINETS.

DEMOLITION LEGEND

- BUILDING ELEMENT REMOVE AND DISPOSE.
- EXISTING TO REMAIN.
- FLOOR SLAB REMOVE. DISPOSE.
- WALL/ FINISHES REMOVE BY OWNER.
- PLASTER WALLS ONLY REMOVE BY OWNER.
- REMOVE EXISTING CARPET U.N.O. DISPOSE. SEE STRUCTURAL SD SHEETS FOR EXTENT OF FLOOR SLAB REMOVAL BELOW EXISTING FINISHES AND SHORING REQUIREMENTS.

KEY MAP



CRSA
ARCHITECTURE · PLANNING · INTERIORS
175 S MAIN STREET, STE 300 · SLC, UTAH 84111
801-355-5915 www.crsa-us.com

ARCHITECT
CRSA
175 S. MAIN ST., STE. 300
SALT LAKE CITY, UT 84111
C/O ZACH HESLOP
zheslop@crsa-us.com
(801)746-4974

STRUCTURAL ENGINEER
REAVELEY ENGINEERS + ASSOC.
675 EAST 500 SOUTH, SUITE 400
SALT LAKE CITY, UT 84102
C/O JEROD JOHNSON
jjohnson@reaveley.com
(801) 486-3883

MECHANICAL ENGINEER
COLVIN ENGINEERING ASSOC.
505 E. SOUTH TEMPLE
SALT LAKE CITY, UT 84102
C/O ALLEN EVANS
aevans@cea-ut.com
(801) 322-2400

ELECTRICAL ENGINEER
SPECTRUM ENGINEERING
324 STATE ST. STE. 400
SALT LAKE CITY, UT 84102
C/O MICHAEL FACKRELL
michael.fackrell@speceng.com
(801) 328-5151

CM/GC
GRAMOLL CONSTRUCTION
155 S 750 W
NORTH SALT LAKE, UT 84054
C/O JIM GRAMOLL
jim.gramoll@gramoll.com
(801) 295-2341

RIO GRANDE DEPOT SEISMIC UPGRADE

300 SOUTH RIO GRANDE STREET
SALT LAKE CITY, UT 84101

DFCM PROJECT #20229080

STAMP

STATE OF UTAH — ZACHARY M. HESLOP — 11965299-0301 — LICENSED ARCHITECT

10/03/2022

ISSUE TYPE:	DATE:
BP-01 DD	October 3, 2022

PROJECT NUMBER:	21-031
DRAWN BY:	Author
CHECKED BY:	Checker

PHASE 2 BASEMENT DEMOLITION FLOOR PLAN

2.AD100

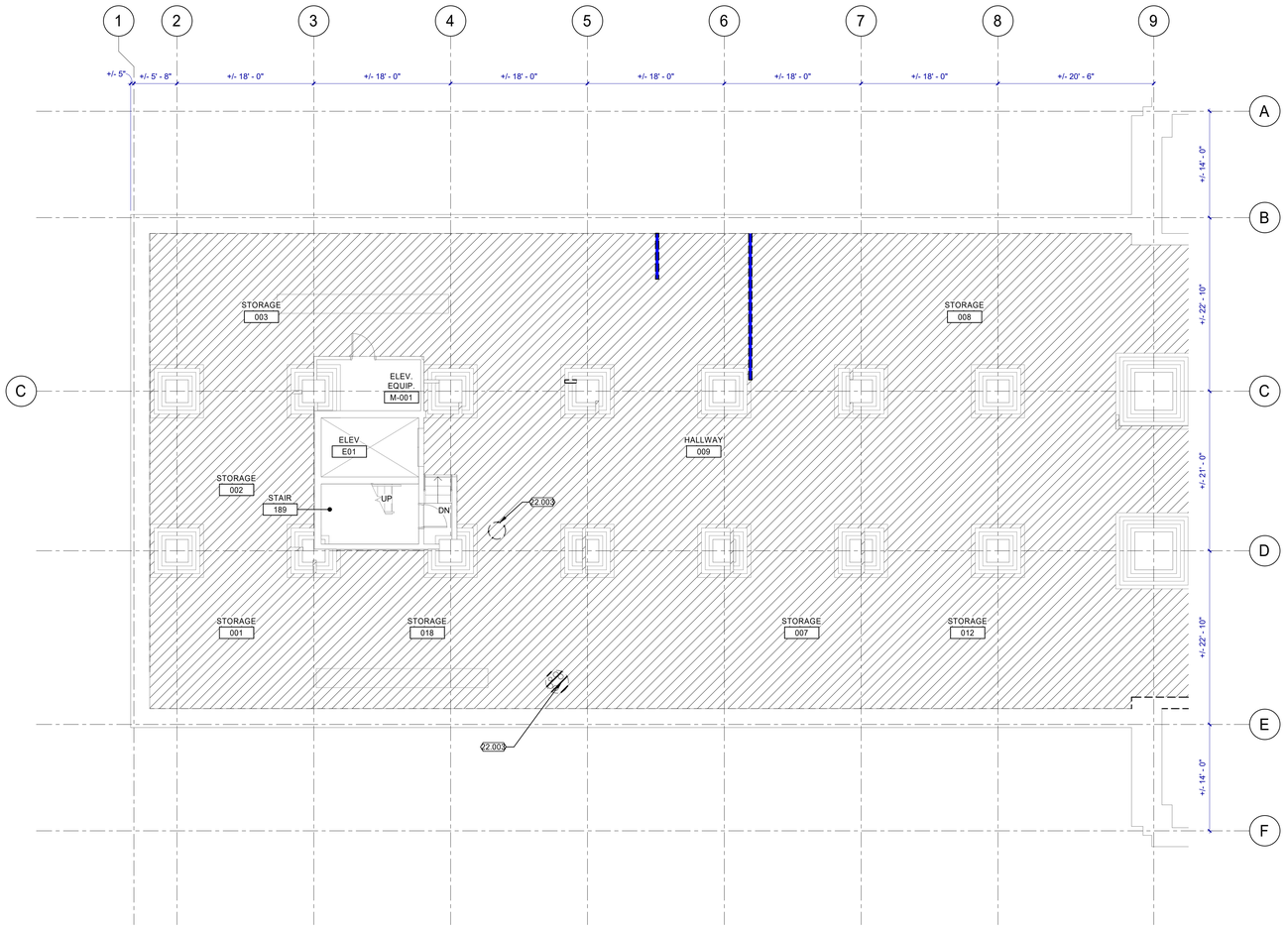

PHASE 2 BASEMENT DEMOLITION FLOOR PLAN AREA A

N 1A 2.AD100A

1/8" = 1'-0"

GENERAL NOTES

A. CONTRACTOR SHALL NOTIFY ARCHITECT IN WRITING OF DISCREPANCIES BETWEEN EXISTING CONDITIONS AND DRAWINGS BEFORE PROCEEDING WITH SELECTIVE DEMOLITION.

B. CONTRACTOR TO PROVIDE ANY TEMPORARY SHORING OF CEILING, FLOOR, ROOF, FOUNDATION, AND/OR WALL STRUCTURES UNTIL PERMANENT SUPPORT IS INSTALLED.

C. DEMOLITION WORK OF THIS CONTRACT INCLUDES ALL INCIDENTAL REMOVAL AND/OR MODIFICATION OF MINOR FEATURES NOT SPECIFICALLY INDICATED IN THE DRAWINGS BUT REQUIRED IN ORDER TO EXECUTE THE WORK.

D. HAZARDOUS MATERIAL ABATEMENT IS TO BE COMPLETED BY OWNER. HAZARDOUS MATERIAL INVENTORY REPORT IS AVAILABLE FOR REFERENCE FROM THE OWNER. CONTRACTOR SHALL NOTIFY THE OWNER IMMEDIATELY IF SUSPECTED HAZARDOUS MATERIALS ARE ENCOUNTERED AND HAZARDOUS MATERIALS SHALL BE ABATED BY OTHERS BEFORE PROCEEDING WITH SELECTIVE DEMOLITION.

E. CONTRACTOR TO PATCH ANY HOLES RESULTING FROM DEMOLITION WORK AND PATCH TO MATCH SURROUNDING FINISH MATERIAL.

F. CONTRACTOR TO NOTIFY THE ARCHITECT OF ANY HISTORICALLY SIGNIFICANT FEATURES UNCOVERED BEFORE DEMOLISHING THEM.

G. ALL HISTORIC ITEMS CALLED OUT TO BE SALVAGED NEED TO BE REMOVED CAREFULLY AND STORED FOR REINSTALLATION.

H. FIRE EXTINGUISHERS ON WALL TO BE REMOVED ARE TO BE RETURNED TO OWNER, DISPOSE CABINETS.

KEYNOTES

22.003	SUMP PUMP. SEE 2.PD100 SHEETS

DEMOLITION LEGEND

- BUILDING ELEMENT REMOVE AND DISPOSE.
- EXISTING TO REMAIN.
- FLOOR SLAB REMOVE. DISPOSE.
- WALL/ FINISHES REMOVE BY OWNER.
- PLASTER WALLS ONLY REMOVE BY OWNER.
- REMOVE EXISTING CARPET U.N.O. DISPOSE. SEE STRUCTURAL SD SHEETS FOR EXTENT OF FLOOR SLAB REMOVAL BELOW EXISTING FINISHES AND SHORING REQUIREMENTS.

KEY MAP

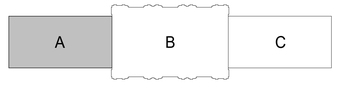

CRSA
ARCHITECTURE · PLANNING · INTERIORS
175 S MAIN STREET, STE 300 · SLC, UTAH 84111
801-355-5915 www.crsa-us.com

ARCHITECT
CRSA
175 S. MAIN ST., STE. 300
SALT LAKE CITY, UT 84111
C/O ZACH HESLOP
zheslop@crsa-us.com
(801)746-4974

STRUCTURAL ENGINEER
REAVELEY ENGINEERS + ASSOC.
675 EAST 500 SOUTH, SUITE 400
SALT LAKE CITY, UT 84102
C/O JEROD JOHNSON
jjohnson@reaveley.com
(801) 486-3883

MECHANICAL ENGINEER
COLVIN ENGINEERING ASSOC.
505 E. SOUTH TEMPLE
SALT LAKE CITY, UT 84102
C/O ALLEN EVANS
aevans@cea-ut.com
(801) 322-2400

ELECTRICAL ENGINEER
SPECTRUM ENGINEERING
324 STATE ST. STE. 400
SALT LAKE CITY, UT 84102
C/O MICHAEL FACKRELL
michael.fackrell@speceng.com
(801) 328-5151

CM/GC
GRAMOLL CONSTRUCTION
155 S 750 W
NORTH SALT LAKE, UT 84054
C/O JIM GRAMOLL
jim.gramoll@gramoll.com
(801) 295-2341

RIO GRANDE DEPOT SEISMIC UPGRADE

300 SOUTH RIO GRANDE STREET
SALT LAKE CITY, UT 84101

DFCM PROJECT #20229080

STAMP

STATE OF UTAH
ZACHARY M. HESLOP
11965299-0301
LICENSED ARCHITECT

10/03/2022

ISSUE TYPE:	DATE:
BP-01 DD	October 3, 2022
PROJECT NUMBER:	21-031
DRAWN BY:	Author
CHECKED BY:	Checker

PHASE 2 BASEMENT DEMOLITION FLOOR PLAN AREA A

2.AD100A

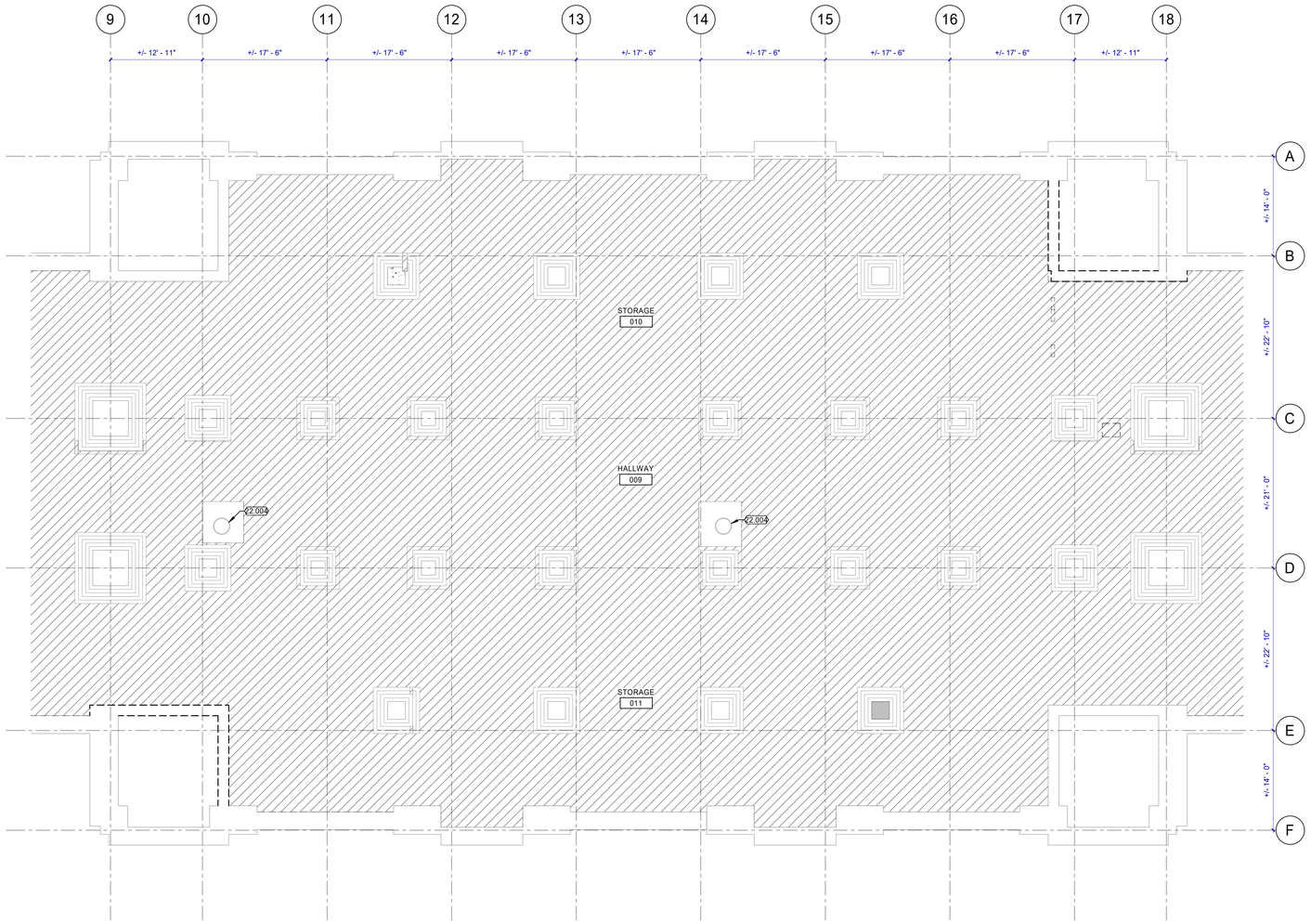

PHASE 2 BASEMENT DEMOLITION FLOOR PLAN AREA B

N A1 2.AD100B

1/8" = 1'-0"

GENERAL NOTES

A. CONTRACTOR SHALL NOTIFY ARCHITECT IN WRITING OF DISCREPANCIES BETWEEN EXISTING CONDITIONS AND DRAWINGS BEFORE PROCEEDING WITH SELECTIVE DEMOLITION.

B. CONTRACTOR TO PROVIDE ANY TEMPORARY SHORING OF CEILING, FLOOR, ROOF, FOUNDATION, AND/OR WALL STRUCTURES UNTIL PERMANENT SUPPORT IS INSTALLED.

C. DEMOLITION WORK OF THIS CONTRACT INCLUDES ALL INCIDENTAL REMOVAL AND/OR MODIFICATION OF MINOR FEATURES NOT SPECIFICALLY INDICATED IN THE DRAWINGS BUT REQUIRED IN ORDER TO EXECUTE THE WORK.

D. HAZARDOUS MATERIAL ABATEMENT IS TO BE COMPLETED BY OWNER. HAZARDOUS MATERIAL INVENTORY REPORT IS AVAILABLE FOR REFERENCE FROM THE OWNER. CONTRACTOR SHALL NOTIFY THE OWNER IMMEDIATELY IF SUSPECTED HAZARDOUS MATERIALS ARE ENCOUNTERED AND HAZARDOUS MATERIALS SHALL BE ABATED BY OTHERS BEFORE PROCEEDING WITH SELECTIVE DEMOLITION.

E. CONTRACTOR TO PATCH ANY HOLES RESULTING FROM DEMOLITION WORK AND PATCH TO MATCH SURROUNDING FINISH MATERIAL.

F. CONTRACTOR TO NOTIFY THE ARCHITECT OF ANY HISTORICALLY SIGNIFICANT FEATURES UNCOVERED BEFORE DEMOLISHING THEM.

G. ALL HISTORIC ITEMS CALLED OUT TO BE SALVAGED NEED TO BE REMOVED CAREFULLY AND STORED FOR REINSTALLATION.

H. FIRE EXTINGUISHERS ON WALL TO BE REMOVED ARE TO BE RETURNED TO OWNER, DISPOSE CABINETS.

KEYNOTES

22.004	SUMP PUMP TO REMAIN, SEE PLUMBING ...

DEMOLITION LEGEND

- BUILDING ELEMENT REMOVE AND DISPOSE.
- EXISTING TO REMAIN.
- FLOOR SLAB REMOVE. DISPOSE.
- WALL/ FINISHES REMOVE BY OWNER.
- PLASTER WALLS ONLY REMOVE BY OWNER.
- REMOVE EXISTING CARPET U.N.O. DISPOSE. SEE STRUCTURAL SD SHEETS FOR EXTENT OF FLOOR SLAB REMOVAL BELOW EXISTING FINISHES AND SHORING REQUIREMENTS.

KEY MAP

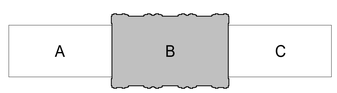

CRSA

ARCHITECTURE · PLANNING · INTERIORS

175 S MAIN STREET, STE 300 · SLC, UTAH 84111
801-355-5915 www.crsa-us.com

ARCHITECT
CRSA
175 S. MAIN ST., STE. 300
SALT LAKE CITY, UT 84111
C/O ZACH HESLOP
zheslop@crsa-us.com
(801)746-4974

STRUCTURAL ENGINEER
REAVELEY ENGINEERS + ASSOC.
675 EAST 500 SOUTH, SUITE 400
SALT LAKE CITY, UT 84102
C/O JEROD JOHNSON
jjohnson@reaveley.com
(801) 486-3883

MECHANICAL ENGINEER
COLVIN ENGINEERING ASSOC.
505 E. SOUTH TEMPLE
SALT LAKE CITY, UT 84102
C/O ALLEN EVANS
aevans@cea-ut.com
(801) 322-2400

ELECTRICAL ENGINEER
SPECTRUM ENGINEERING
324 STATE ST. STE. 400
SALT LAKE CITY, UT 84102
C/O MICHAEL FACKRELL
michael.fackrell@speceng.com
(801) 328-5151

CM/GC
GRAMOLL CONSTRUCTION
155 S 750 W
NORTH SALT LAKE, UT 84054
C/O JIM GRAMOLL
jim.gramoll@gramoll.com
(801) 295-2341

RIO GRANDE DEPOT SEISMIC UPGRADE

300 SOUTH RIO GRANDE STREET
SALT LAKE CITY, UT 84101

DFCM PROJECT #20229080

STAMP

STATE OF UTAH — ZACHARY M. HESLOP — 11965299-0301 — LICENSED ARCHITECT

10/03/2022

ISSUE TYPE:	DATE:
BP-01 DD	October 3, 2022

PROJECT NUMBER:	21-031
DRAWN BY:	Author
CHECKED BY:	Checker

PHASE 2 BASEMENT DEMOLITION FLOOR PLAN AREA B

2.AD100B

2021.07.23 U:\Projects\Rio Depot\Seismic Upgrade\21-031 Rio Grande Depot Seismic Upgrade_Architecture.rvt
3/8/2021 7:43:43 PM
Zachary Heslop

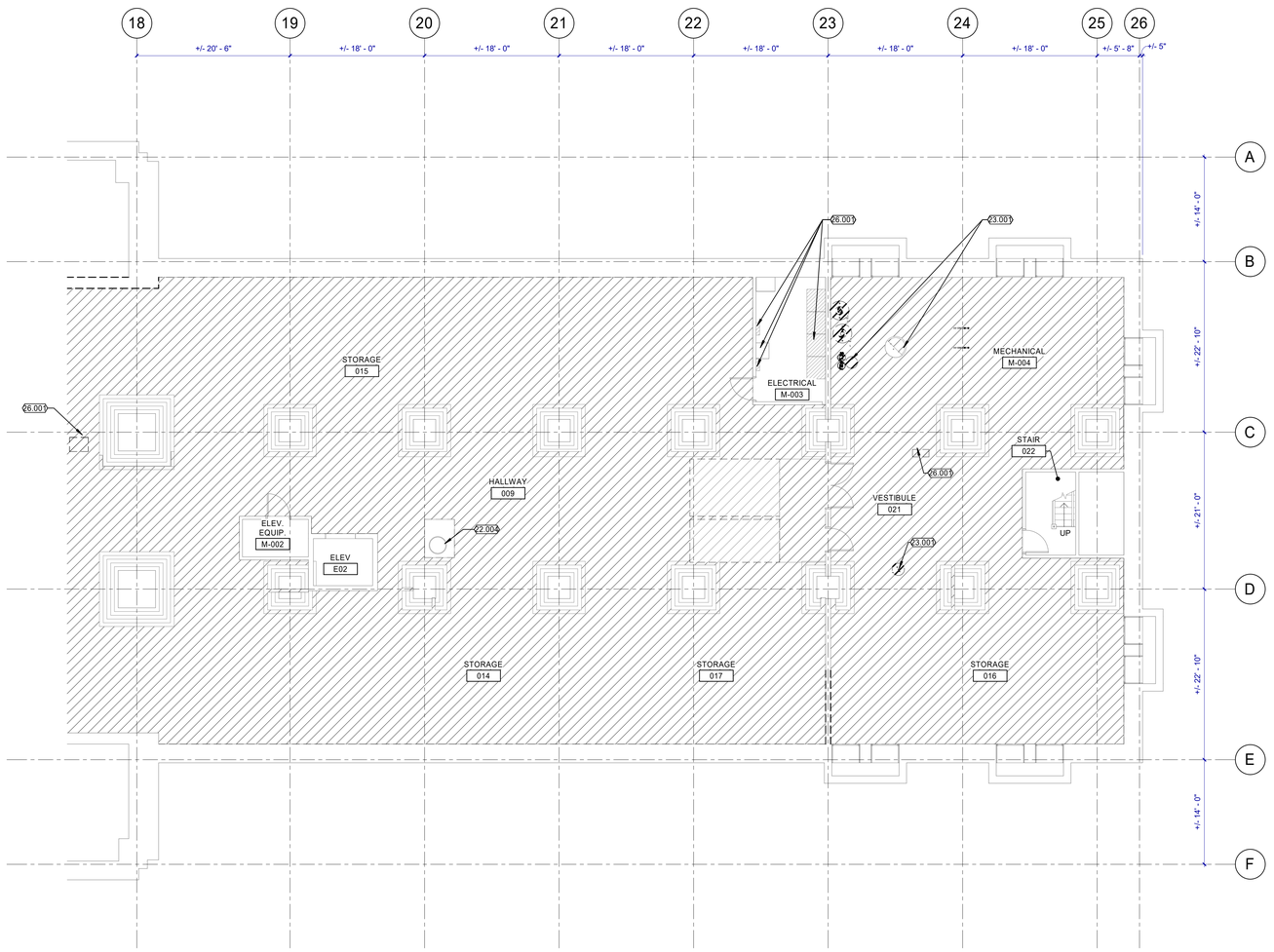

N A1 2.AD100C ENLARGED BASEMENT DEMO PLAN C
1/8" = 1'-0"

GENERAL NOTES

A. CONTRACTOR SHALL NOTIFY ARCHITECT IN WRITING OF DISCREPANCIES BETWEEN EXISTING CONDITIONS AND DRAWINGS BEFORE PROCEEDING WITH SELECTIVE DEMOLITION.

B. CONTRACTOR TO PROVIDE ANY TEMPORARY SHORING OF CEILING, FLOOR, ROOF, FOUNDATION, AND/OR WALL STRUCTURES UNTIL PERMANENT SUPPORT IS INSTALLED.

C. DEMOLITION WORK OF THIS CONTRACT INCLUDES ALL INCIDENTAL REMOVAL AND/OR MODIFICATION OF MINOR FEATURES NOT SPECIFICALLY INDICATED IN THE DRAWINGS BUT REQUIRED IN ORDER TO EXECUTE THE WORK.

D. HAZARDOUS MATERIAL ABATEMENT IS TO BE COMPLETED BY OWNER. HAZARDOUS MATERIAL INVENTORY REPORT IS AVAILABLE FOR REFERENCE FROM THE OWNER. CONTRACTOR SHALL NOTIFY THE OWNER IMMEDIATELY IF SUSPECTED HAZARDOUS MATERIALS ARE ENCOUNTERED AND HAZARDOUS MATERIALS SHALL BE ABATED BY OTHERS BEFORE PROCEEDING WITH SELECTIVE DEMOLITION.

E. CONTRACTOR TO PATCH ANY HOLES RESULTING FROM DEMOLITION WORK AND PATCH TO MATCH SURROUNDING FINISH MATERIAL.

F. CONTRACTOR TO NOTIFY THE ARCHITECT OF ANY HISTORICALLY SIGNIFICANT FEATURES UNCOVERED BEFORE DEMOLISHING THEM.

G. ALL HISTORIC ITEMS CALLED OUT TO BE SALVAGED NEED TO BE REMOVED CAREFULLY AND STORED FOR REINSTALLATION.

H. FIRE EXTINGUISHERS ON WALL TO BE REMOVED ARE TO BE RETURNED TO OWNER, DISPOSE CABINETS.

KEYNOTES

22.004	SUMP PUMP TO REMAIN, SEE PLUMBING ...
23.001	MECHANICAL EQUIPMENT. SEE 2.PD100 SHEETS
26.001	ELECTRICAL EQUIPMENT. SEE SHEET 2.ED100

DEMOLITION LEGEND

- BUILDING ELEMENT REMOVE AND DISPOSE.
- EXISTING TO REMAIN.
- FLOOR SLAB REMOVE. DISPOSE.
- WALL/ FINISHES REMOVE BY OWNER.
- PLASTER WALLS ONLY REMOVE BY OWNER.
- REMOVE EXISTING CARPET U.N.O. DISPOSE. SEE STRUCTURAL SD SHEETS FOR EXTENT OF FLOOR SLAB REMOVAL BELOW EXISTING FINISHES AND SHORING REQUIREMENTS.

KEY MAP



CRSA

ARCHITECTURE · PLANNING · INTERIORS

175 S MAIN STREET, STE 300 · SLC, UTAH 84111
801-355-5915 www.crsa-us.com

ARCHITECT
CRSA — C/O ZACH HESLOP
175 S. MAIN ST., STE. 300 — zheslop@crsa-us.com
SALT LAKE CITY, UT 84111 — (801)746-4974

STRUCTURAL ENGINEER
REAVELEY ENGINEERS + ASSOC. — C/O JEROD JOHNSON
675 EAST 500 SOUTH, SUITE 400 — jjohnson@reaveley.com
SALT LAKE CITY, UT 84102 — (801) 486-3883

MECHANICAL ENGINEER
COLVIN ENGINEERING ASSOC. — C/O ALLEN EVANS
505 E. SOUTH TEMPLE — aevans@cea-ut.com
SALT LAKE CITY, UT 84102 — (801) 322-2400

ELECTRICAL ENGINEER
SPECTRUM ENGINEERING — C/O MICHAEL FACKRELL
324 STATE ST. STE. 400 — michael.fackrell@speceng.com
SALT LAKE CITY, UT 84102 — (801) 328-5151

CM/GC
GRAMOLL CONSTRUCTION — C/O JIM GRAMOLL
155 S 750 W — jim.gramoll@gramoll.com
NORTH SALT LAKE, UT 84054 — (801) 295-2341

RIO GRANDE DEPOT SEISMIC UPGRADE

300 SOUTH RIO GRANDE STREET
SALT LAKE CITY, UT 84101

DFCM PROJECT #20229080

STAMP

STATE OF UTAH — ZACHARY M. HESLOP — 11965299-0301 — LICENSED ARCHITECT

10/03/2022

ISSUE TYPE:	DATE:
BP-01 DD	October 3, 2022
PROJECT NUMBER:	21-031
DRAWN BY:	Author
CHECKED BY:	Checker

PHASE 2 BASEMENT DEMOLITION FLOOR PLAN AREA C

2.AD100C

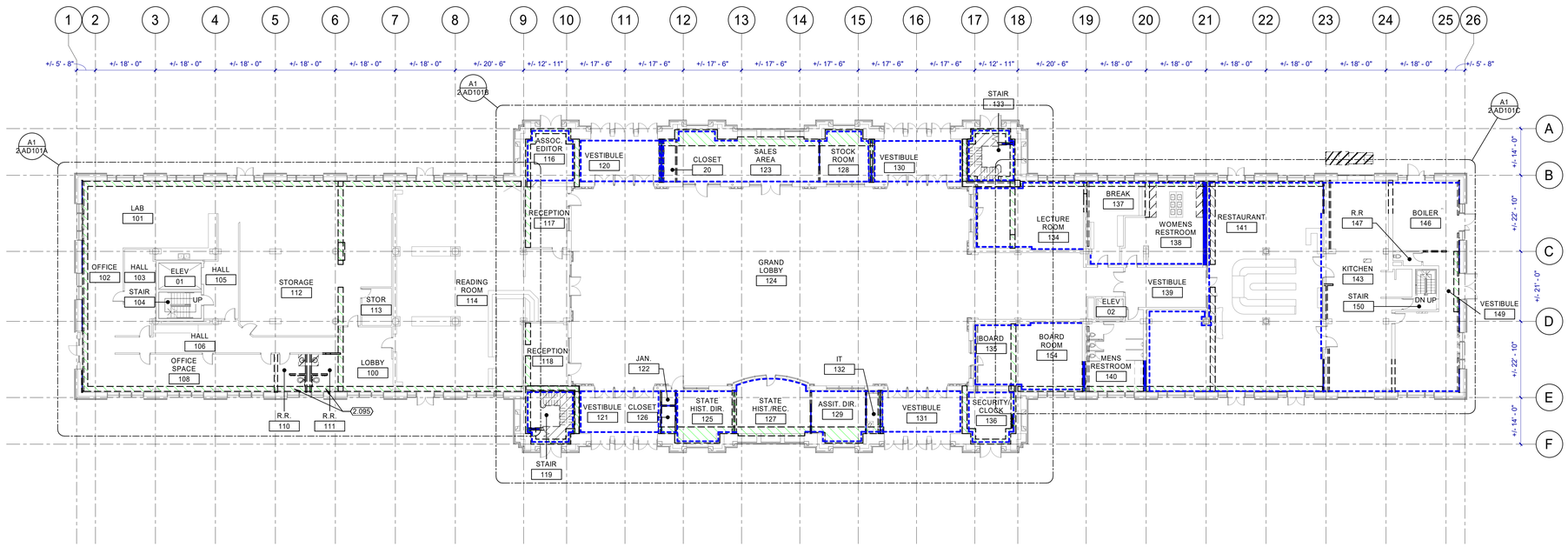

PHASE 2 MAIN LEVEL DEMOLITION FLOOR PLAN

N A1 2.AD101 1/16" = 1'-0"

GENERAL NOTES

A. CONTRACTOR SHALL NOTIFY ARCHITECT IN WRITING OF DISCREPANCIES BETWEEN EXISTING CONDITIONS AND DRAWINGS BEFORE PROCEEDING WITH SELECTIVE DEMOLITION.

B. CONTRACTOR TO PROVIDE ANY TEMPORARY SHORING OF CEILING, FLOOR, ROOF, FOUNDATION, AND/OR WALL STRUCTURES UNTIL PERMANENT SUPPORT IS INSTALLED.

C. DEMOLITION WORK OF THIS CONTRACT INCLUDES ALL INCIDENTAL REMOVAL AND/OR MODIFICATION OF MINOR FEATURES NOT SPECIFICALLY INDICATED IN THE DRAWINGS BUT REQUIRED IN ORDER TO EXECUTE THE WORK.

D. HAZARDOUS MATERIAL ABATEMENT IS TO BE COMPLETED BY OWNER. HAZARDOUS MATERIAL INVENTORY REPORT IS AVAILABLE FOR REFERENCE FROM THE OWNER. CONTRACTOR SHALL NOTIFY THE OWNER IMMEDIATELY IF SUSPECTED HAZARDOUS MATERIALS ARE ENCOUNTERED AND HAZARDOUS MATERIALS SHALL BE ABATED BY OTHERS BEFORE PROCEEDING WITH SELECTIVE DEMOLITION.

E. CONTRACTOR TO PATCH ANY HOLES RESULTING FROM DEMOLITION WORK AND PATCH TO MATCH SURROUNDING FINISH MATERIAL.

F. CONTRACTOR TO NOTIFY THE ARCHITECT OF ANY HISTORICALLY SIGNIFICANT FEATURES UNCOVERED BEFORE DEMOLISHING THEM.

G. ALL HISTORIC ITEMS CALLED OUT TO BE SALVAGED NEED TO BE REMOVED CAREFULLY AND STORED FOR REINSTALLATION.

H. FIRE EXTINGUISHERS ON WALL TO BE REMOVED ARE TO BE RETURNED TO OWNER. DISPOSE CABINETS.

KEYNOTES

2.095	REMOVE FLOOR TILE. DISPOSE.

DEMOLITION LEGEND

- BUILDING ELEMENT REMOVE AND DISPOSE.
- EXISTING TO REMAIN.
- WALL/ FINISHES REMOVE BY OWNER.
- PLASTER WALLS REMOVE BY OWNER.
- REMOVE EXISTING CARPET U.N.O. DISPOSE. SEE STRUCTURAL SD SHEETS FOR EXTENT OF FLOOR SLAB REMOVAL BELOW EXISTING FINISHES AND SHORING REQUIREMENTS.

KEY MAP



CRSA
ARCHITECTURE · PLANNING · INTERIORS
175 S MAIN STREET, STE 300 · SLC, UTAH 84111
801-355-5915 www.crsa-us.com

ARCHITECT
CRSA — C/O ZACH HESLOP
175 S. MAIN ST., STE. 300 — zheslop@crsa-ut.com
SALT LAKE CITY, UT 84111 — (801)746-4974

STRUCTURAL ENGINEER
REAVELEY ENGINEERS + ASSOC. — C/O JEROD JOHNSON
675 EAST 500 SOUTH, SUITE 400 — jjohnson@reaveley.com
SALT LAKE CITY, UT 84102 — (801) 486-3883

MECHANICAL ENGINEER
COLVIN ENGINEERING ASSOC. — C/O ALLEN EVANS
505 E. SOUTH TEMPLE — aevans@cea-ut.com
SALT LAKE CITY, UT 84102 — (801) 322-2400

ELECTRICAL ENGINEER
SPECTRUM ENGINEERING — C/O MICHAEL FACKRELL
324 STATE ST. STE. 400 — michael.fackrell@speceng.com
SALT LAKE CITY, UT 84102 — (801) 328-5151

CM/GC
GRAMOLL CONSTRUCTION — C/O JIM GRAMOLL
155 S 750 W — jim.gramoll@gramoll.com
NORTH SALT LAKE, UT 84054 — (801) 295-2341

RIO GRANDE DEPOT SEISMIC UPGRADE

300 SOUTH RIO GRANDE STREET
SALT LAKE CITY, UT 84101

DFCM PROJECT #20229080

STAMP

STATE OF UTAH — ZACHARY M. HESLOP — 11965299-0301 — LICENSED ARCHITECT

10/03/2022

ISSUE TYPE:	DATE:
BP-01 DD	October 3, 2022

PROJECT NUMBER:	21-031
DRAWN BY:	Author
CHECKED BY:	Checker

PHASE 2 MAIN LEVEL DEMOLITION FLOOR PLAN

2.AD101

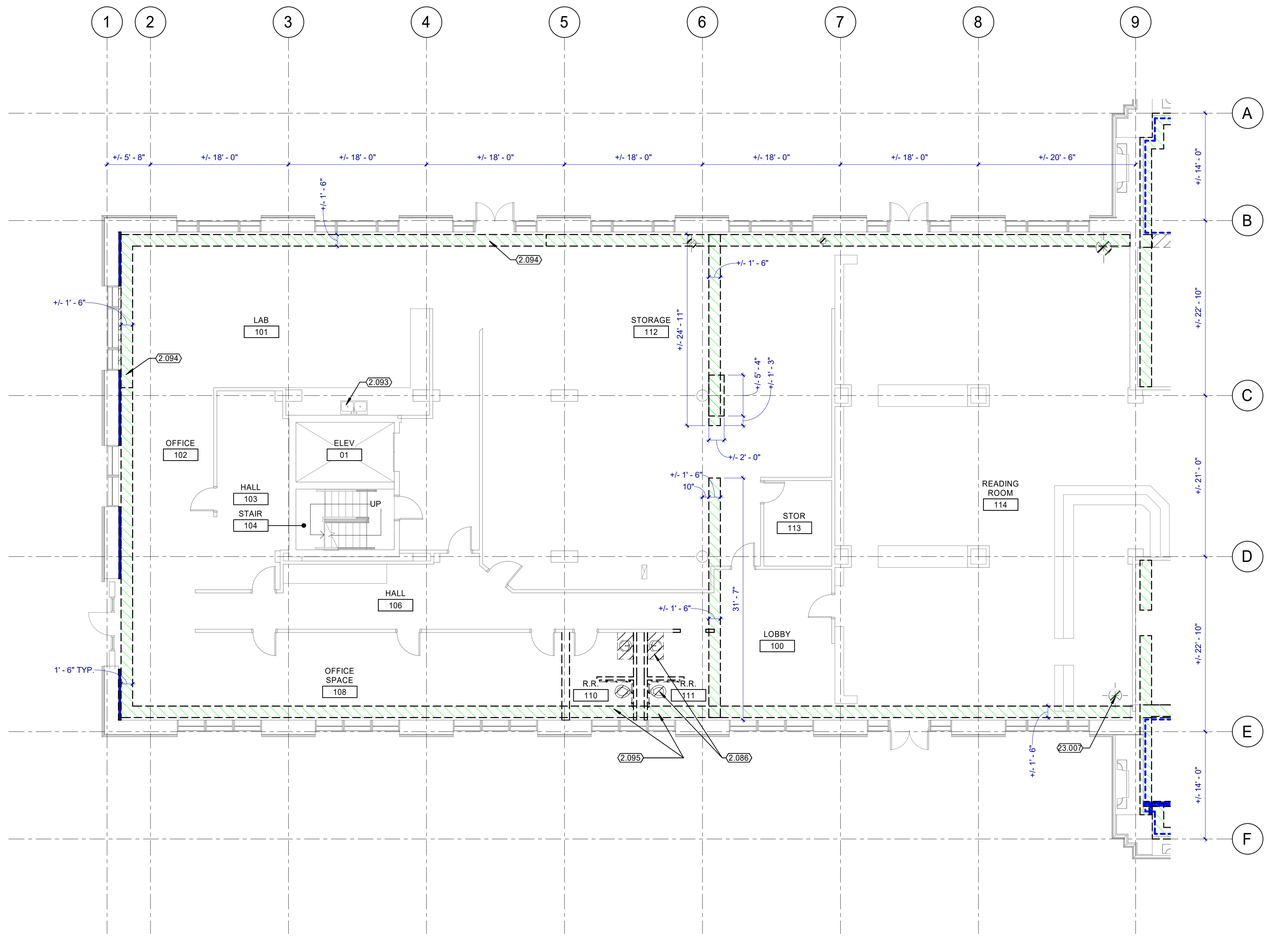

N A1 2.AD101A MAIN FLOOR ENLARGED DEMO PLAN A

1/8" = 1'-0"

GENERAL NOTES

A. CONTRACTOR SHALL NOTIFY ARCHITECT IN WRITING OF DISCREPANCIES BETWEEN EXISTING CONDITIONS AND DRAWINGS BEFORE PROCEEDING WITH SELECTIVE DEMOLITION.

B. CONTRACTOR TO PROVIDE ANY TEMPORARY SHORING OF CEILING, FLOOR, ROOF, FOUNDATION, AND/OR WALL STRUCTURES UNTIL PERMANENT SUPPORT IS INSTALLED.

C. DEMOLITION WORK OF THIS CONTRACT INCLUDES ALL INCIDENTAL REMOVAL AND/OR MODIFICATION OF MINOR FEATURES NOT SPECIFICALLY INDICATED IN THE DRAWINGS BUT REQUIRED IN ORDER TO EXECUTE THE WORK.

D. HAZARDOUS MATERIAL ABATEMENT IS TO BE COMPLETED BY OWNER. HAZARDOUS MATERIAL INVENTORY REPORT IS AVAILABLE FOR REFERENCE FROM THE OWNER. CONTRACTOR SHALL NOTIFY THE OWNER IMMEDIATELY IF SUSPECTED HAZARDOUS MATERIALS ARE ENCOUNTERED AND HAZARDOUS MATERIALS SHALL BE ABATED BY OTHERS BEFORE PROCEEDING WITH SELECTIVE DEMOLITION.

E. CONTRACTOR TO PATCH ANY HOLES RESULTING FROM DEMOLITION WORK AND PATCH TO MATCH SURROUNDING FINISH MATERIAL.

F. CONTRACTOR TO NOTIFY THE ARCHITECT OF ANY HISTORICALLY SIGNIFICANT FEATURES UNCOVERED BEFORE DEMOLISHING THEM.

G. ALL HISTORIC ITEMS CALLED OUT TO BE SALVAGED NEED TO BE REMOVED CAREFULLY AND STORED FOR REINSTALLATION.

H. FIRE EXTINGUISHERS ON WALL TO BE REMOVED ARE TO BE RETURNED TO OWNER, DISPOSE CABINETS.

KEYNOTES

2.086	REMOVE TOILET AND SINK. SALVAGE FOR REINSTALLATION
2.093	SINK TO REMAIN. PROTECT IN PLACE.
2.094	REMOVE VINYL COMPOSITE TILE. DISPOSE.
2.095	REMOVE FLOOR TILE. DISPOSE.
23.007	MECHANICAL EQUIPMENT. SEE 2.MD101 SHEETS

DEMOLITION LEGEND

- BUILDING ELEMENT REMOVE AND DISPOSE.
- EXISTING TO REMAIN.
- WALL/ FINISHES REMOVE BY OWNER.
- PLASTER WALLS REMOVE BY OWNER.
- REMOVE EXISTING CARPET U.N.O. DISPOSE. SEE STRUCTURAL SD SHEETS FOR EXTENT OF FLOOR SLAB REMOVAL BELOW EXISTING FINISHES AND SHORING REQUIREMENTS.

KEY MAP



CRSA

ARCHITECTURE · PLANNING · INTERIORS

175 S MAIN STREET, STE 300 · SLC, UTAH 84111
801-355-5915 www.crsa-us.com

ARCHITECT
CRSA
175 S. MAIN ST., STE. 300
SALT LAKE CITY, UT 84111
C/O ZACH HESLOP
zheslop@crsa-us.com
(801)746-4974

STRUCTURAL ENGINEER
REAVELEY ENGINEERS + ASSOC.
675 EAST 500 SOUTH, SUITE 400
SALT LAKE CITY, UT 84102
C/O JEROD JOHNSON
jjohnson@reaveley.com
(801) 486-3883

MECHANICAL ENGINEER
COLVIN ENGINEERING ASSOC.
505 E. SOUTH TEMPLE
SALT LAKE CITY, UT 84102
C/O ALLEN EVANS
aevans@cea-ut.com
(801) 322-2400

ELECTRICAL ENGINEER
SPECTRUM ENGINEERING
324 STATE ST. STE. 400
SALT LAKE CITY, UT 84102
C/O MICHAEL FACKRELL
michael.fackrell@speceng.com
(801) 328-5151

CM/GC
GRAMOLL CONSTRUCTION
155 S 750 W
NORTH SALT LAKE, UT 84054
C/O JIM GRAMOLL
jim.gramoll@gramoll.com
(801) 295-2341

RIO GRANDE DEPOT SEISMIC UPGRADE

300 SOUTH RIO GRANDE STREET
SALT LAKE CITY, UT 84101

DFCM PROJECT #20229080

STAMP



10/03/2022

ISSUE TYPE:	DATE:
BP-01 DD	October 3, 2022

PROJECT NUMBER:	21-031
DRAWN BY:	Author
CHECKED BY:	Checker

PHASE 2 MAIN LEVEL DEMOLITION FLOOR PLAN AREA A

2.AD101A

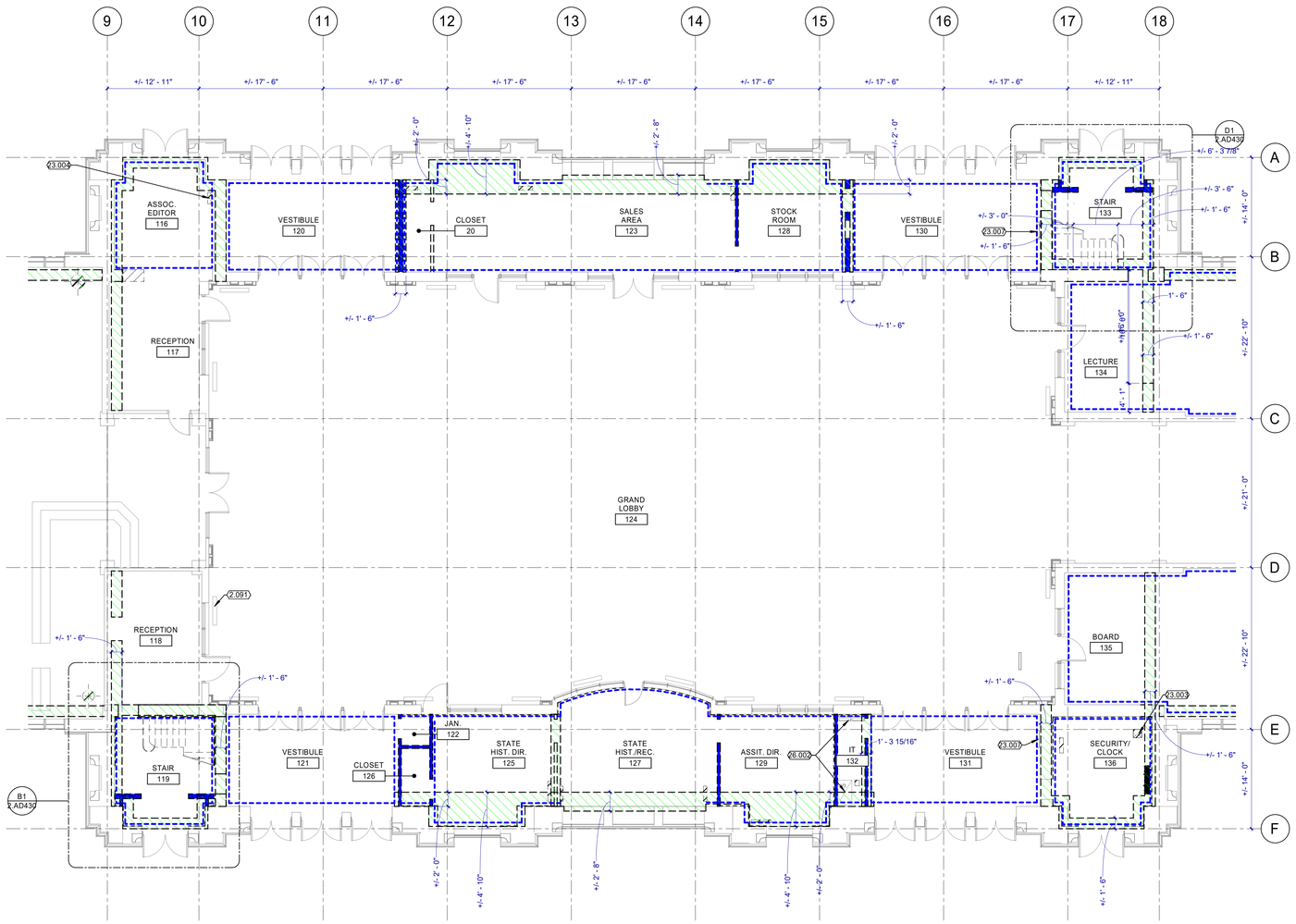

N A1 2.AD101B

MAIN FLOOR ENLARGED DEMO PLAN B

1/8" = 1'-0"

GENERAL NOTES

A. CONTRACTOR SHALL NOTIFY ARCHITECT IN WRITING OF DISCREPANCIES BETWEEN EXISTING CONDITIONS AND DRAWINGS BEFORE PROCEEDING WITH SELECTIVE DEMOLITION.

B. CONTRACTOR TO PROVIDE ANY TEMPORARY SHORING OF CEILING, FLOOR, ROOF, FOUNDATION, AND/OR WALL STRUCTURES UNTIL PERMANENT SUPPORT IS INSTALLED.

C. DEMOLITION WORK OF THIS CONTRACT INCLUDES ALL INCIDENTAL REMOVAL AND/OR MODIFICATION OF MINOR FEATURES NOT SPECIFICALLY INDICATED IN THE DRAWINGS BUT REQUIRED IN ORDER TO EXECUTE THE WORK.

D. HAZARDOUS MATERIAL ABATEMENT IS TO BE COMPLETED BY OWNER. HAZARDOUS MATERIAL INVENTORY REPORT IS AVAILABLE FOR REFERENCE FROM THE OWNER. CONTRACTOR SHALL NOTIFY THE OWNER IMMEDIATELY IF SUSPECTED HAZARDOUS MATERIALS ARE ENCOUNTERED AND HAZARDOUS MATERIALS SHALL BE ABATED BY OTHERS BEFORE PROCEEDING WITH SELECTIVE DEMOLITION.

E. CONTRACTOR TO PATCH ANY HOLES RESULTING FROM DEMOLITION WORK AND PATCH TO MATCH SURROUNDING FINISH MATERIAL.

F. CONTRACTOR TO NOTIFY THE ARCHITECT OF ANY HISTORICALLY SIGNIFICANT FEATURES UNCOVERED BEFORE DEMOLISHING THEM.

G. ALL HISTORIC ITEMS CALLED OUT TO BE SALVAGED NEED TO BE REMOVED CAREFULLY AND STORED FOR REINSTALLATION.

H. FIRE EXTINGUISHERS ON WALL TO BE REMOVED ARE TO BE RETURNED TO OWNER, DISPOSE CABINETS.

KEYNOTES

2.091	FLOOR GRILLE TO REMAIN.
23.003	MECHANICAL EQUIPMENT. SEE 1.MD100C
23.004	MECHANICAL EQUIPMENT. SEE 2.MD102 SHEETS
23.007	MECHANICAL EQUIPMENT. SEE 2.MD101 SHEETS
26.002	ELECTRICAL EQUIPMENT. SEE SHEET 1.ED101 SHEETS

DEMOLITION LEGEND

- BUILDING ELEMENT REMOVE AND DISPOSE.
- EXISTING TO REMAIN.
- WALL/ FINISHES REMOVE BY OWNER.
- PLASTER WALLS REMOVE BY OWNER.
- REMOVE EXISTING CARPET U.N.O. DISPOSE. SEE STRUCTURAL SD SHEETS FOR EXTENT OF FLOOR SLAB REMOVAL BELOW EXISTING FINISHES AND SHORING REQUIREMENTS.

KEY MAP

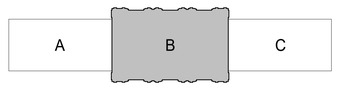

CRSA
ARCHITECTURE · PLANNING · INTERIORS
175 S MAIN STREET, STE 300 · SLC, UTAH 84111
801-355-5915 www.crsa-us.com

ARCHITECT
CRSA
175 S. MAIN ST., STE. 300
SALT LAKE CITY, UT 84111
C/O ZACH HESLOP
zheslop@crsa-us.com
(801)746-4974

STRUCTURAL ENGINEER
REAVELEY ENGINEERS + ASSOC.
675 EAST 500 SOUTH, SUITE 400
SALT LAKE CITY, UT 84102
C/O JEROD JOHNSON
johnson@reaveley.com
(801) 486-3883

MECHANICAL ENGINEER
COLVIN ENGINEERING ASSOC.
505 E. SOUTH TEMPLE
SALT LAKE CITY, UT 84102
C/O ALLEN EVANS
aevans@cea-ut.com
(801) 322-2400

ELECTRICAL ENGINEER
SPECTRUM ENGINEERING
324 STATE ST. STE. 400
SALT LAKE CITY, UT 84102
C/O MICHAEL FACKRELL
michael.fackrell@speceng.com
(801) 328-5151

CM/GC
GRAMOLL CONSTRUCTION
155 S 750 W
NORTH SALT LAKE, UT 84054
C/O JIM GRAMOLL
jim.gramoll@gramoll.com
(801) 295-2341

RIO GRANDE DEPOT SEISMIC UPGRADE

300 SOUTH RIO GRANDE STREET
SALT LAKE CITY, UT 84101

DFCM PROJECT #20229080

STAMP

STATE OF UTAH — ZACHARY M. HESLOP — 11965299-0301 — LICENSED ARCHITECT

10/03/2022

ISSUE TYPE:	DATE:
BP-01 DD	October 3, 2022

PROJECT NUMBER:	21-031
DRAWN BY:	Author
CHECKED BY:	Checker

PHASE 2 MAIN LEVEL DEMOLITION FLOOR PLAN AREA B

2.AD101B

Plotted: 10/3/2022 2:13 PM
By: Author
File: C:\Users\Author\Documents\Layouts\21-031 Rio Grande Depot Interior Upgrade_Architecture_Author.rvt

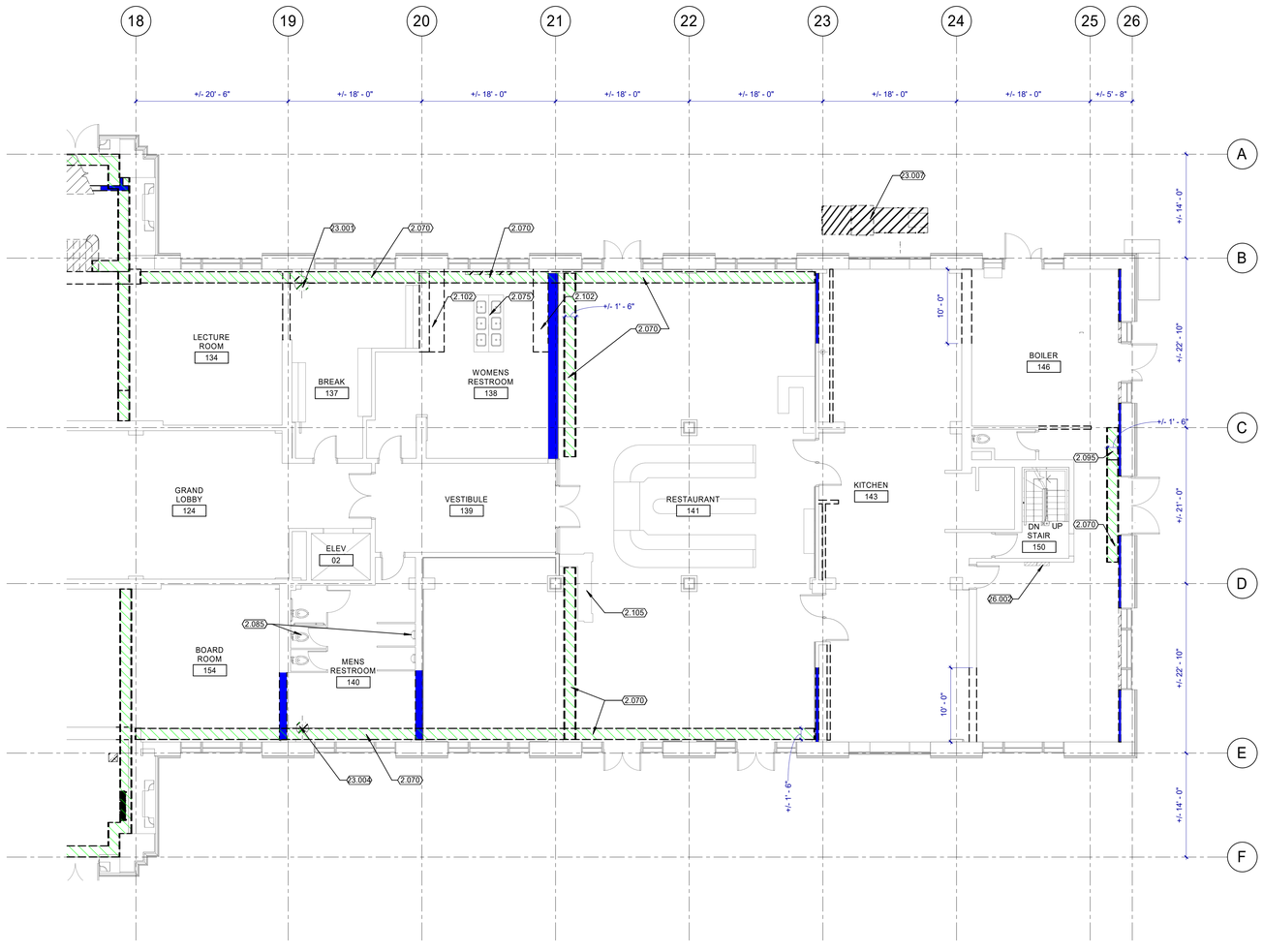

N A1 2.AD1010 1/8" = 1'-0"

PHASE 2 MAIN LEVEL DEMOLITION FLOOR PLAN AREA C

GENERAL NOTES

A. CONTRACTOR SHALL NOTIFY ARCHITECT IN WRITING OF DISCREPANCIES BETWEEN EXISTING CONDITIONS AND DRAWINGS BEFORE PROCEEDING WITH SELECTIVE DEMOLITION.

B. CONTRACTOR TO PROVIDE ANY TEMPORARY SHORING OF CEILING, FLOOR, ROOF, FOUNDATION, AND/OR WALL STRUCTURES UNTIL PERMANENT SUPPORT IS INSTALLED.

C. DEMOLITION WORK OF THIS CONTRACT INCLUDES ALL INCIDENTAL REMOVAL AND/OR MODIFICATION OF MINOR FEATURES NOT SPECIFICALLY INDICATED IN THE DRAWINGS BUT REQUIRED IN ORDER TO EXECUTE THE WORK.

D. HAZARDOUS MATERIAL ABATEMENT IS TO BE COMPLETED BY OWNER. HAZARDOUS MATERIAL INVENTORY REPORT IS AVAILABLE FOR REFERENCE FROM THE OWNER. CONTRACTOR SHALL NOTIFY THE OWNER IMMEDIATELY IF SUSPECTED HAZARDOUS MATERIALS ARE ENCOUNTERED AND HAZARDOUS MATERIALS SHALL BE ABATED BY OTHERS BEFORE PROCEEDING WITH SELECTIVE DEMOLITION.

E. CONTRACTOR TO PATCH ANY HOLES RESULTING FROM DEMOLITION WORK AND PATCH TO MATCH SURROUNDING FINISH MATERIAL.

F. CONTRACTOR TO NOTIFY THE ARCHITECT OF ANY HISTORICALLY SIGNIFICANT FEATURES UNCOVERED BEFORE DEMOLISHING THEM.

G. ALL HISTORIC ITEMS CALLED OUT TO BE SALVAGED NEED TO BE REMOVED CAREFULLY AND STORED FOR REINSTALLATION.

H. FIRE EXTINGUISHERS ON WALL TO BE REMOVED ARE TO BE RETURNED TO OWNER, DISPOSE CABINETS.

KEYNOTES

2.070	DISMANTLE TERRAZZO TILE TO NEAREST SEAM. DISPOSE.
2.075	EXISTING SINKS AND COUNTERTOPS. PROTECT IN PLACE.
2.085	TOILET, FLOOR MOUNTED URINALS AND PARTITIONS TO REMAIN. PROTECT IN PLACE.
2.095	REMOVE FLOOR TILE. DISPOSE.
2.102	REMOVE COUNTERTOPS AND BRACKETS. SALVAGE FOR REINSTALLATION.
2.105	REMOVE CASEWORK IF NECESSARY TO PERFORM THE WORK. REINSTALL.
23.001	MECHANICAL EQUIPMENT. SEE 2.PD100 SHEETS
23.004	MECHANICAL EQUIPMENT. SEE 2.MD102 SHEETS
23.007	MECHANICAL EQUIPMENT. SEE 2.MD101 SHEETS
26.002	ELECTRICAL EQUIPMENT. SEE SHEET 1.ED101 SHEETS

DEMOLITION LEGEND

- BUILDING ELEMENT REMOVE AND DISPOSE.
- EXISTING TO REMAIN.
- WALL/ FINISHES REMOVE BY OWNER.
- PLASTER WALLS REMOVE BY OWNER.
- REMOVE EXISTING CARPET U.N.O. DISPOSE. SEE STRUCTURAL SD SHEETS FOR EXTENT OF FLOOR SLAB REMOVAL BELOW EXISTING FINISHES AND SHORING REQUIREMENTS.

KEY MAP



CRSA
ARCHITECTURE · PLANNING · INTERIORS
175 S MAIN STREET, STE 300 · SLC, UTAH 84111
801-355-5915 www.crsa-us.com

ARCHITECT
CRSA
175 S. MAIN ST., STE. 300
SALT LAKE CITY, UT 84111
C/O ZACH HESLOP
zheslop@crsa-us.com
(801)746-4974

STRUCTURAL ENGINEER
REAVELEY ENGINEERS + ASSOC.
675 EAST 500 SOUTH, SUITE 400
SALT LAKE CITY, UT 84102
C/O JEROD JOHNSON
jjohnson@reaveley.com
(801) 486-3883

MECHANICAL ENGINEER
COLVIN ENGINEERING ASSOC.
505 E. SOUTH TEMPLE
SALT LAKE CITY, UT 84102
C/O ALLEN EVANS
aevans@cea-ut.com
(801) 322-2400

ELECTRICAL ENGINEER
SPECTRUM ENGINEERING
324 STATE ST. STE. 400
SALT LAKE CITY, UT 84102
C/O MICHAEL FACKRELL
michael.fackrell@speceng.com
(801) 328-5151

CM/GC
GRAMOLL CONSTRUCTION
155 S 750 W
NORTH SALT LAKE, UT 84054
C/O JIM GRAMOLL
jim.gramoll@gramoll.com
(801) 295-2341

RIO GRANDE DEPOT SEISMIC UPGRADE

300 SOUTH RIO GRANDE STREET
SALT LAKE CITY, UT 84101

DFCM PROJECT #20229080

STAMP

STATE OF UTAH
ZACHARY M. HESLOP
11965299-0301
LICENSED ARCHITECT

10/03/2022

ISSUE TYPE:	DATE:
BP-01 DD	October 3, 2022

PROJECT NUMBER:	21-031
DRAWN BY:	Author
CHECKED BY:	Checker

PHASE 2 MAIN LEVEL DEMOLITION FLOOR PLAN AREA C

2.AD101C

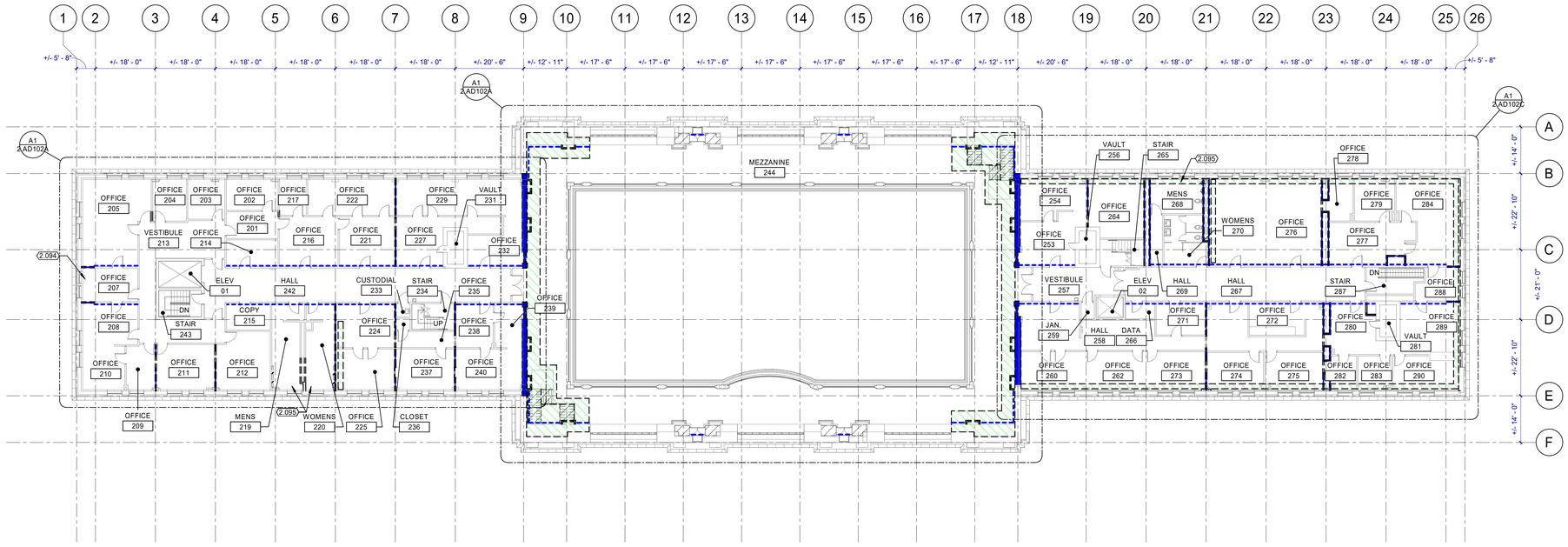

PHASE 2 UPPER LEVEL DEMOLITION FLOOR PLAN

N A1 2.AD102 1/16" = 1'-0"

GENERAL NOTES

A. CONTRACTOR SHALL NOTIFY ARCHITECT IN WRITING OF DISCREPANCIES BETWEEN EXISTING CONDITIONS AND DRAWINGS BEFORE PROCEEDING WITH SELECTIVE DEMOLITION.

B. CONTRACTOR TO PROVIDE ANY TEMPORARY SHORING OF CEILING, FLOOR, ROOF, FOUNDATION, AND/OR WALL STRUCTURES UNTIL PERMANENT SUPPORT IS INSTALLED.

C. DEMOLITION WORK OF THIS CONTRACT INCLUDES ALL INCIDENTAL REMOVAL AND/OR MODIFICATION OF MINOR FEATURES NOT SPECIFICALLY INDICATED IN THE DRAWINGS BUT REQUIRED IN ORDER TO EXECUTE THE WORK.

D. HAZARDOUS MATERIAL ABATEMENT IS TO BE COMPLETED BY OWNER. HAZARDOUS MATERIAL INVENTORY REPORT IS AVAILABLE FOR REFERENCE FROM THE OWNER. CONTRACTOR SHALL NOTIFY THE OWNER IMMEDIATELY IF SUSPECTED HAZARDOUS MATERIALS ARE ENCOUNTERED AND HAZARDOUS MATERIALS SHALL BE ABATED BY OTHERS BEFORE PROCEEDING WITH SELECTIVE DEMOLITION.

E. CONTRACTOR TO PATCH ANY HOLES RESULTING FROM DEMOLITION WORK AND PATCH TO MATCH SURROUNDING FINISH MATERIAL.

F. CONTRACTOR TO NOTIFY THE ARCHITECT OF ANY HISTORICALLY SIGNIFICANT FEATURES UNCOVERED BEFORE DEMOLISHING THEM.

G. ALL HISTORIC ITEMS CALLED OUT TO BE SALVAGED NEED TO BE REMOVED CAREFULLY AND STORED FOR REINSTALLATION.

H. FIRE EXTINGUISHERS ON WALL TO BE REMOVED ARE TO BE RETURNED TO OWNER, DISPOSE CABINETS.

DEMOLITION LEGEND

- BUILDING ELEMENT REMOVE AND DISPOSE.
- EXISTING TO REMAIN.
- WOOD PLATFORMS WALKWAYS AND RAILINGS, REMOVE AND DISPOSE.

KEY MAP

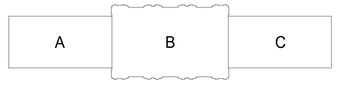

CRSA
ARCHITECTURE · PLANNING · INTERIORS
175 S MAIN STREET, STE 300 · SLC, UTAH 84111
801-355-5915 www.crsa-us.com

ARCHITECT
CRSA
175 S. MAIN ST., STE. 300
SALT LAKE CITY, UT 84111
C/O ZACH HESLOP
zheslop@crsa-us.com
(801)746-4974

STRUCTURAL ENGINEER
REAVELEY ENGINEERS + ASSOC.
615 EAST 500 SOUTH, SUITE 400
SALT LAKE CITY, UT 84102
C/O JEROD JOHNSON
jjohnson@reaveley.com
(801) 486-3883

MECHANICAL ENGINEER
COLVIN ENGINEERING ASSOC.
505 E. SOUTH TEMPLE
SALT LAKE CITY, UT 84102
C/O ALLEN EVANS
aevans@cea-ut.com
(801) 322-2400

ELECTRICAL ENGINEER
SPECTRUM ENGINEERING
324 STATE ST. STE. 400
SALT LAKE CITY, UT 84102
C/O MICHAEL FACKRELL
michael.fackrell@speceng.com
(801) 328-5151

CM/GC
GRAMOLL CONSTRUCTION
155 S 750 W
NORTH SALT LAKE, UT 84054
C/O JIM GRAMOLL
jim.gramoll@gramoll.com
(801) 295-2341

RIO GRANDE DEPOT SEISMIC UPGRADE

300 SOUTH RIO GRANDE STREET
SALT LAKE CITY, UT 84101

DFCM PROJECT #20229080

STAMP

STATE OF UTAH
ZACHARY M. HESLOP
11965299-0301
LICENSED ARCHITECT

10/03/2022

ISSUE TYPE:	DATE:
BP-01 DD	October 3, 2022

PROJECT NUMBER:	21-031
DRAWN BY:	Author
CHECKED BY:	Checker

PHASE 2 UPPER LEVEL DEMOLITION FLOOR PLAN

2.AD102

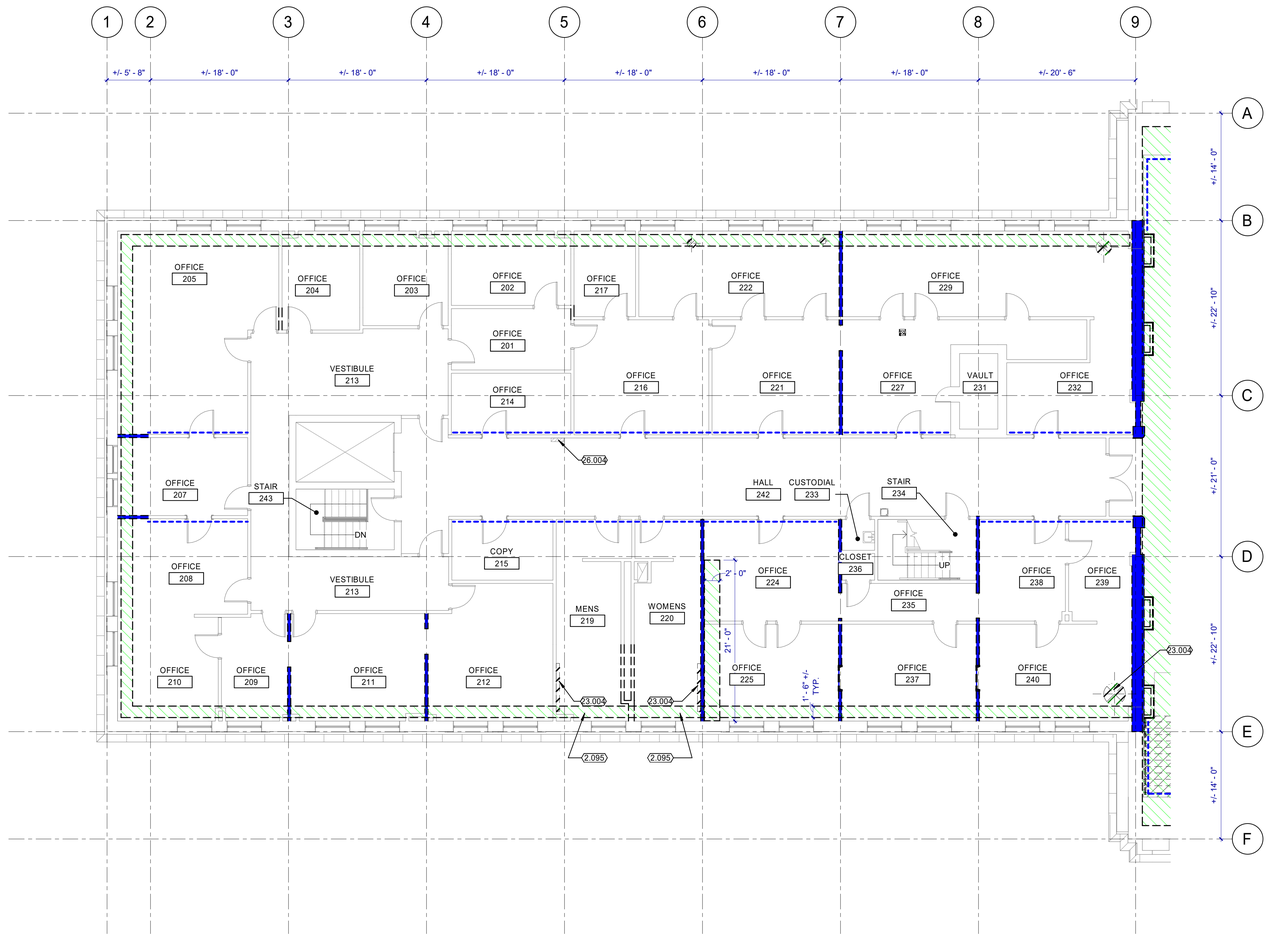

PHASE 2 UPPER LEVEL DEMOLITION FLOOR PLAN AREA A

N A1 2.AD102A

1/8" = 1'-0"

GENERAL NOTES

A. CONTRACTOR SHALL NOTIFY ARCHITECT IN WRITING OF DISCREPANCIES BETWEEN EXISTING CONDITIONS AND DRAWINGS BEFORE PROCEEDING WITH SELECTIVE DEMOLITION.

B. CONTRACTOR TO PROVIDE ANY TEMPORARY SHORING OF CEILING, FLOOR, ROOF, FOUNDATION, AND/OR WALL STRUCTURES UNTIL PERMANENT SUPPORT IS INSTALLED.

C. DEMOLITION WORK OF THIS CONTRACT INCLUDES ALL INCIDENTAL REMOVAL AND/OR MODIFICATION OF MINOR FEATURES NOT SPECIFICALLY INDICATED IN THE DRAWINGS BUT REQUIRED IN ORDER TO EXECUTE THE WORK.

D. HAZARDOUS MATERIAL ABATEMENT IS TO BE COMPLETED BY OWNER. HAZARDOUS MATERIAL INVENTORY REPORT IS AVAILABLE FOR REFERENCE FROM THE OWNER. CONTRACTOR SHALL NOTIFY THE OWNER IMMEDIATELY IF SUSPECTED HAZARDOUS MATERIALS ARE ENCOUNTERED AND HAZARDOUS MATERIALS SHALL BE ABATED BY OTHERS BEFORE PROCEEDING WITH SELECTIVE DEMOLITION.

E. CONTRACTOR TO PATCH ANY HOLES RESULTING FROM DEMOLITION WORK AND PATCH TO MATCH SURROUNDING FINISH MATERIAL.

F. CONTRACTOR TO NOTIFY THE ARCHITECT OF ANY HISTORICALLY SIGNIFICANT FEATURES UNCOVERED BEFORE DEMOLISHING THEM.

G. ALL HISTORIC ITEMS CALLED OUT TO BE SALVAGED NEED TO BE REMOVED CAREFULLY AND STORED FOR REINSTALLATION.

H. FIRE EXTINGUISHERS ON WALL TO BE REMOVED ARE TO BE RETURNED TO OWNER, DISPOSE CABINETS.

KEYNOTES

2.095	REMOVE FLOOR TILE. DISPOSE.
23.004	MECHANICAL EQUIPMENT. SEE 2.MD102 SHEETS
26.004	ELECTRICAL EQUIPMENT. SEE 2.ED102

DEMOLITION LEGEND

- BUILDING ELEMENT REMOVE AND DISPOSE.
- EXISTING TO REMAIN.
- WALL/ FINISHES REMOVE BY OWNER.
- PLASTER WALLS REMOVE BY OWNER.
- REMOVE EXISTING CARPET U.N.O. DISPOSE. SEE STRUCTURAL SD SHEETS FOR EXTENT OF FLOOR SLAB REMOVAL BELOW EXISTING FINISHES AND SHORING REQUIREMENTS.

KEY MAP

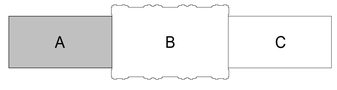

CRSA
ARCHITECTURE · PLANNING · INTERIORS
175 S MAIN STREET, STE 300 · SLC, UTAH 84111
801-355-5915 www.crsa-us.com

ARCHITECT
CRSA
175 S. MAIN ST., STE. 300
SALT LAKE CITY, UT 84111
C/O ZACH HESLOP
zheslop@crsa-us.com
(801)746-4974

STRUCTURAL ENGINEER
REAVELEY ENGINEERS + ASSOC.
675 EAST 500 SOUTH, SUITE 400
SALT LAKE CITY, UT 84102
C/O JEROD JOHNSON
jjohnson@reaveley.com
(801) 486-3883

MECHANICAL ENGINEER
COLVIN ENGINEERING ASSOC.
505 E. SOUTH TEMPLE
SALT LAKE CITY, UT 84102
C/O ALLEN EVANS
aevans@cea-ut.com
(801) 322-2400

ELECTRICAL ENGINEER
SPECTRUM ENGINEERING
324 STATE ST. STE. 400
SALT LAKE CITY, UT 84102
C/O MICHAEL FACKRELL
michael.fackrell@speceng.com
(801) 328-5151

CM/GC
GRAMOLL CONSTRUCTION
155 S 750 W
NORTH SALT LAKE, UT 84054
C/O JIM GRAMOLL
jim.gramoll@gramoll.com
(801) 295-2341

RIO GRANDE DEPOT SEISMIC UPGRADE

300 SOUTH RIO GRANDE STREET
SALT LAKE CITY, UT 84101

DFCM PROJECT #20229080

STAMP



10/03/2022

ISSUE TYPE:	DATE:
BP-01 DD	October 3, 2022

PROJECT NUMBER:	21-031
DRAWN BY:	Author
CHECKED BY:	Checker

PHASE 2 UPPER LEVEL DEMOLITION FLOOR PLAN AREA A

2.AD102A

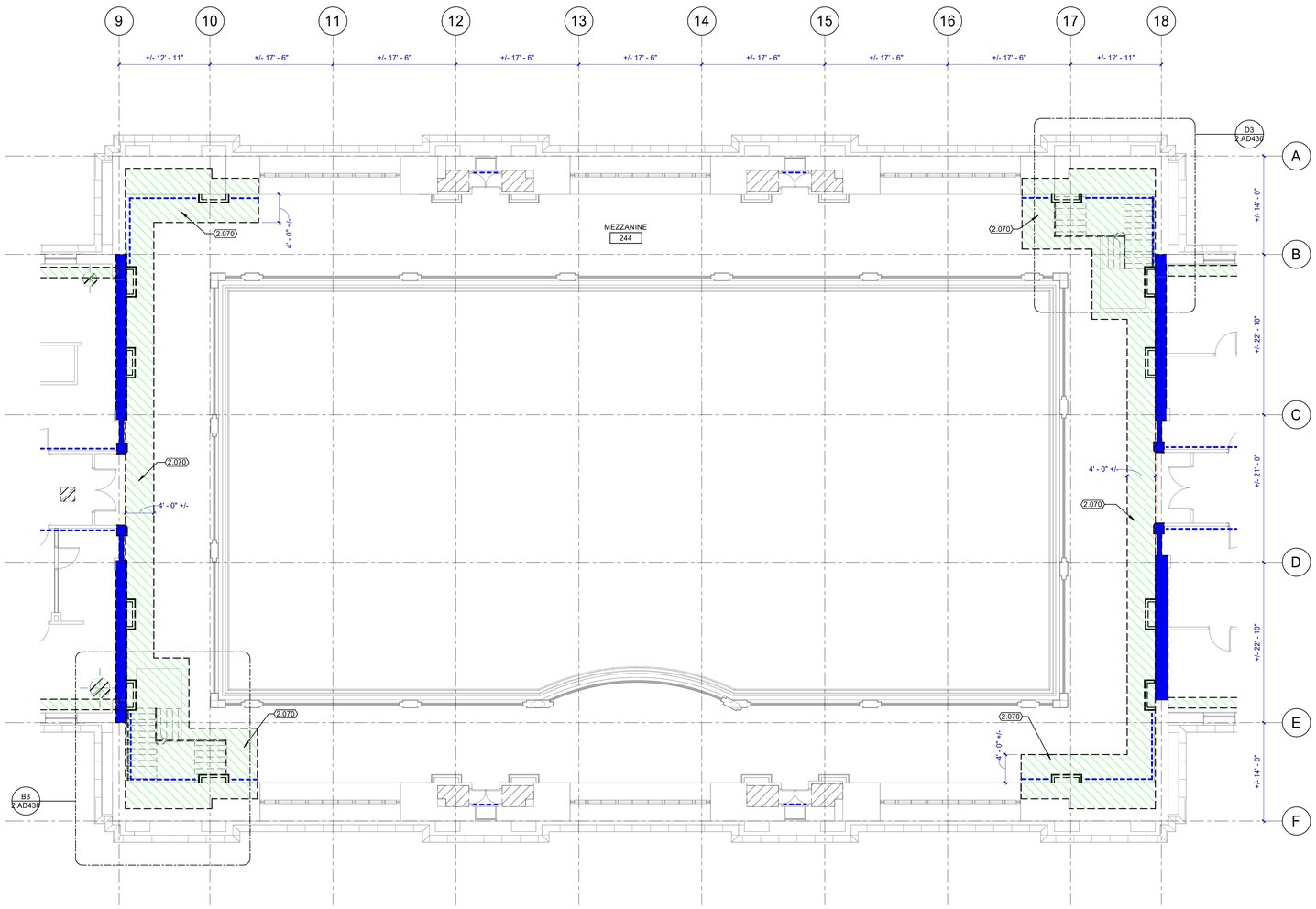

PHASE 2 UPPER LEVEL DEMOLITION FLOOR PLAN AREA B

N A1 2.AD102B 1/8" = 1'-0"

GENERAL NOTES

A. CONTRACTOR SHALL NOTIFY ARCHITECT IN WRITING OF DISCREPANCIES BETWEEN EXISTING CONDITIONS AND DRAWINGS BEFORE PROCEEDING WITH SELECTIVE DEMOLITION.

B. CONTRACTOR TO PROVIDE ANY TEMPORARY SHORING OF CEILING, FLOOR, ROOF, FOUNDATION, AND/OR WALL STRUCTURES UNTIL PERMANENT SUPPORT IS INSTALLED.

C. DEMOLITION WORK OF THIS CONTRACT INCLUDES ALL INCIDENTAL REMOVAL AND/OR MODIFICATION OF MINOR FEATURES NOT SPECIFICALLY INDICATED IN THE DRAWINGS BUT REQUIRED IN ORDER TO EXECUTE THE WORK.

D. HAZARDOUS MATERIAL ABATEMENT IS TO BE COMPLETED BY OWNER. HAZARDOUS MATERIAL INVENTORY REPORT IS AVAILABLE FOR REFERENCE FROM THE OWNER. CONTRACTOR SHALL NOTIFY THE OWNER IMMEDIATELY IF SUSPECTED HAZARDOUS MATERIALS ARE ENCOUNTERED AND HAZARDOUS MATERIALS SHALL BE ABATED BY OTHERS BEFORE PROCEEDING WITH SELECTIVE DEMOLITION.

E. CONTRACTOR TO PATCH ANY HOLES RESULTING FROM DEMOLITION WORK AND PATCH TO MATCH SURROUNDING FINISH MATERIAL.

F. CONTRACTOR TO NOTIFY THE ARCHITECT OF ANY HISTORICALLY SIGNIFICANT FEATURES UNCOVERED BEFORE DEMOLISHING THEM.

G. ALL HISTORIC ITEMS CALLED OUT TO BE SALVAGED NEED TO BE REMOVED CAREFULLY AND STORED FOR REINSTALLATION.

H. FIRE EXTINGUISHERS ON WALL TO BE REMOVED ARE TO BE RETURNED TO OWNER, DISPOSE CABINETS.

KEYNOTES

2.070	DISMANTLE TERRAZZO TILE TO NEAREST SEAM. DISPOSE.

DEMOLITION LEGEND

- BUILDING ELEMENT REMOVE AND DISPOSE.
- EXISTING TO REMAIN.
- WALL/ FINISHES REMOVE BY OWNER.
- PLASTER WALLS REMOVE BY OWNER.
- REMOVE EXISTING CARPET U.N.O. DISPOSE. SEE STRUCTURAL SD SHEETS FOR EXTENT OF FLOOR SLAB REMOVAL BELOW EXISTING FINISHES AND SHORING REQUIREMENTS.

KEY MAP

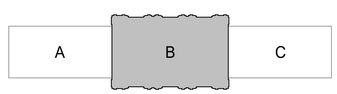

CRSA
ARCHITECTURE · PLANNING · INTERIORS
175 S MAIN STREET, STE 300 · SLC, UTAH 84111
801-355-5915 www.crsa-us.com

ARCHITECT
CRSA — C/O ZACH HESLOP
175 S. MAIN ST., STE. 300 — zheslop@crsa-us.com
SALT LAKE CITY, UT 84111 — (801)746-4974

STRUCTURAL ENGINEER
REAVELEY ENGINEERS + ASSOC. — C/O JEROD JOHNSON
675 EAST 500 SOUTH, SUITE 400 — jjohnson@reaveley.com
SALT LAKE CITY, UT 84102 — (801) 486-3883

MECHANICAL ENGINEER
COLVIN ENGINEERING ASSOC. — C/O ALLEN EVANS
505 E. SOUTH TEMPLE — aevans@cea-ut.com
SALT LAKE CITY, UT 84102 — (801) 322-2400

ELECTRICAL ENGINEER
SPECTRUM ENGINEERING — C/O MICHAEL FACKRELL
324 STATE ST. STE. 400 — michael.fackrell@speceng.com
SALT LAKE CITY, UT 84102 — (801) 328-5151

CM/GC
GRAMOLL CONSTRUCTION — C/O JIM GRAMOLL
155 S 750 W — jim.gramoll@gramoll.com
NORTH SALT LAKE, UT 84054 — (801) 295-2341

RIO GRANDE DEPOT SEISMIC UPGRADE

300 SOUTH RIO GRANDE STREET
SALT LAKE CITY, UT 84101

DFCM PROJECT #20229080

STAMP

STATE OF UTAH — ZACHARY M. HESLOP — 11965299-0301 — LICENSED ARCHITECT

10/03/2022

ISSUE TYPE:	DATE:
BP-01 DD	October 3, 2022

PROJECT NUMBER:	21-031
DRAWN BY:	Author
CHECKED BY:	Checker

PHASE 2 UPPER LEVEL DEMOLITION FLOOR PLAN AREA B

2.AD102B

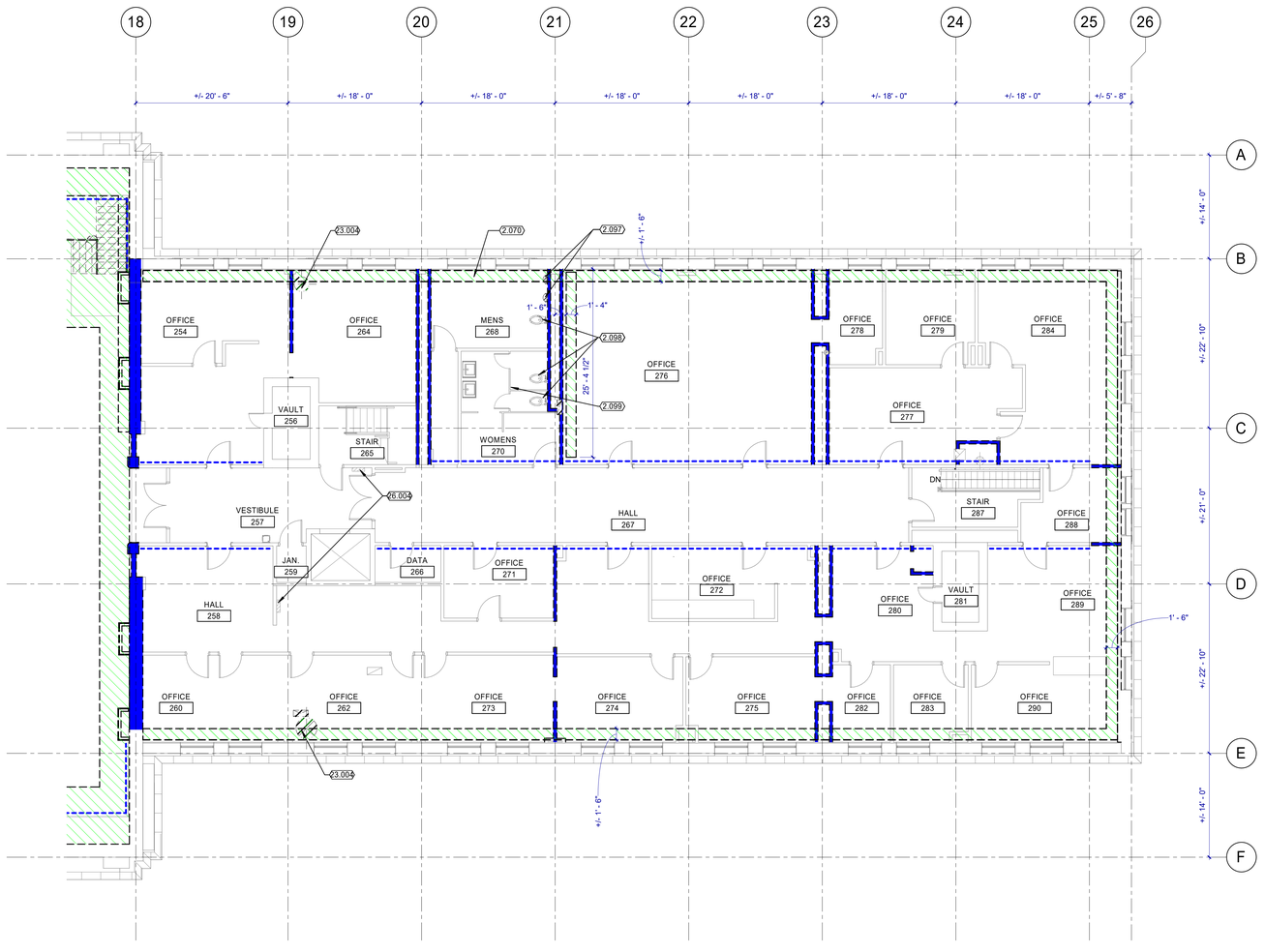

N A1 2.AD102C 1/8" = 1'-0"

PHASE 2 UPPER LEVEL DEMOLITION FLOOR PLAN AREA C

GENERAL NOTES

A. CONTRACTOR SHALL NOTIFY ARCHITECT IN WRITING OF DISCREPANCIES BETWEEN EXISTING CONDITIONS AND DRAWINGS BEFORE PROCEEDING WITH SELECTIVE DEMOLITION.

B. CONTRACTOR TO PROVIDE ANY TEMPORARY SHORING OF CEILING, FLOOR, ROOF, FOUNDATION, AND/OR WALL STRUCTURES UNTIL PERMANENT SUPPORT IS INSTALLED.

C. DEMOLITION WORK OF THIS CONTRACT INCLUDES ALL INCIDENTAL REMOVAL AND/OR MODIFICATION OF MINOR FEATURES NOT SPECIFICALLY INDICATED IN THE DRAWINGS BUT REQUIRED IN ORDER TO EXECUTE THE WORK.

D. HAZARDOUS MATERIAL ABATEMENT IS TO BE COMPLETED BY OWNER. HAZARDOUS MATERIAL INVENTORY REPORT IS AVAILABLE FOR REFERENCE FROM THE OWNER. CONTRACTOR SHALL NOTIFY THE OWNER IMMEDIATELY IF SUSPECTED HAZARDOUS MATERIALS ARE ENCOUNTERED AND HAZARDOUS MATERIALS SHALL BE ABATED BY OTHERS BEFORE PROCEEDING WITH SELECTIVE DEMOLITION.

E. CONTRACTOR TO PATCH ANY HOLES RESULTING FROM DEMOLITION WORK AND PATCH TO MATCH SURROUNDING FINISH MATERIAL.

F. CONTRACTOR TO NOTIFY THE ARCHITECT OF ANY HISTORICALLY SIGNIFICANT FEATURES UNCOVERED BEFORE DEMOLISHING THEM.

G. ALL HISTORIC ITEMS CALLED OUT TO BE SALVAGED NEED TO BE REMOVED CAREFULLY AND STORED FOR REINSTALLATION.

H. FIRE EXTINGUISHERS ON WALL TO BE REMOVED ARE TO BE RETURNED TO OWNER, DISPOSE CABINETS.

KEYNOTES

2.070	DISMANTLE TERRAZZO TILE TO NEAREST SEAM. DISPOSE.
2.097	REMOVE URINAL. SALVAGE FOR REINSTALLATION.
2.098	REMOVE TOILET. SALVAGE FOR REINSTALLATION.
2.099	REMOVE PARTITIONS. SALVAGE FOR REINSTALLATION.
23.004	MECHANICAL EQUIPMENT. SEE 2.MD102 SHEETS
26.004	ELECTRICAL EQUIPMENT. SEE 2.ED102

DEMOLITION LEGEND

- BUILDING ELEMENT REMOVE AND DISPOSE.
- EXISTING TO REMAIN.
- WALL/ FINISHES REMOVE BY OWNER.
- PLASTER WALLS REMOVE BY OWNER.
- REMOVE EXISTING CARPET U.N.O. DISPOSE. SEE STRUCTURAL SD SHEETS FOR EXTENT OF FLOOR SLAB REMOVAL BELOW EXISTING FINISHES AND SHORING REQUIREMENTS.

KEY MAP



CRSA
ARCHITECTURE · PLANNING · INTERIORS
175 S MAIN STREET, STE 300 · SLC, UTAH 84111
801-355-5915 www.crsa-us.com

ARCHITECT
CRSA — C/O ZACH HESLOP
175 S. MAIN ST., STE. 300 — zheslop@crsa-us.com
SALT LAKE CITY, UT 84111 — (801)746-4974

STRUCTURAL ENGINEER
REAVELEY ENGINEERS + ASSOC. — C/O JEROD JOHNSON
675 EAST 500 SOUTH, SUITE 400 — jjohnson@reaveley.com
SALT LAKE CITY, UT 84102 — (801) 486-3883

MECHANICAL ENGINEER
COLVIN ENGINEERING ASSOC. — C/O ALLEN EVANS
505 E. SOUTH TEMPLE — aevans@cea-ut.com
SALT LAKE CITY, UT 84102 — (801) 322-2400

ELECTRICAL ENGINEER
SPECTRUM ENGINEERING — C/O MICHAEL FACKRELL
324 STATE ST. STE. 400 — michael.fackrell@speceng.com
SALT LAKE CITY, UT 84102 — (801) 328-5151

CM/GC
GRAMOLL CONSTRUCTION — C/O JIM GRAMOLL
155 S 750 W — jim.gramoll@gramoll.com
NORTH SALT LAKE, UT 84054 — (801) 295-2341

RIO GRANDE DEPOT SEISMIC UPGRADE

300 SOUTH RIO GRANDE STREET
SALT LAKE CITY, UT 84101

DFCM PROJECT #20229080

STAMP



10/03/2022

ISSUE TYPE:	DATE:
BP-01 DD	October 3, 2022
PROJECT NUMBER:	21-031
DRAWN BY:	Author
CHECKED BY:	Checker

PHASE 2 UPPER LEVEL DEMOLITION FLOOR PLAN AREA C

2.AD102C

Plotted: 10/3/2022 2:47:39 PM By: Author
File: C:\Users\Zach.Heslop\Documents\Upgrade_Architecture_21-031_RG-Upgrades_Zach.Heslop.rvt

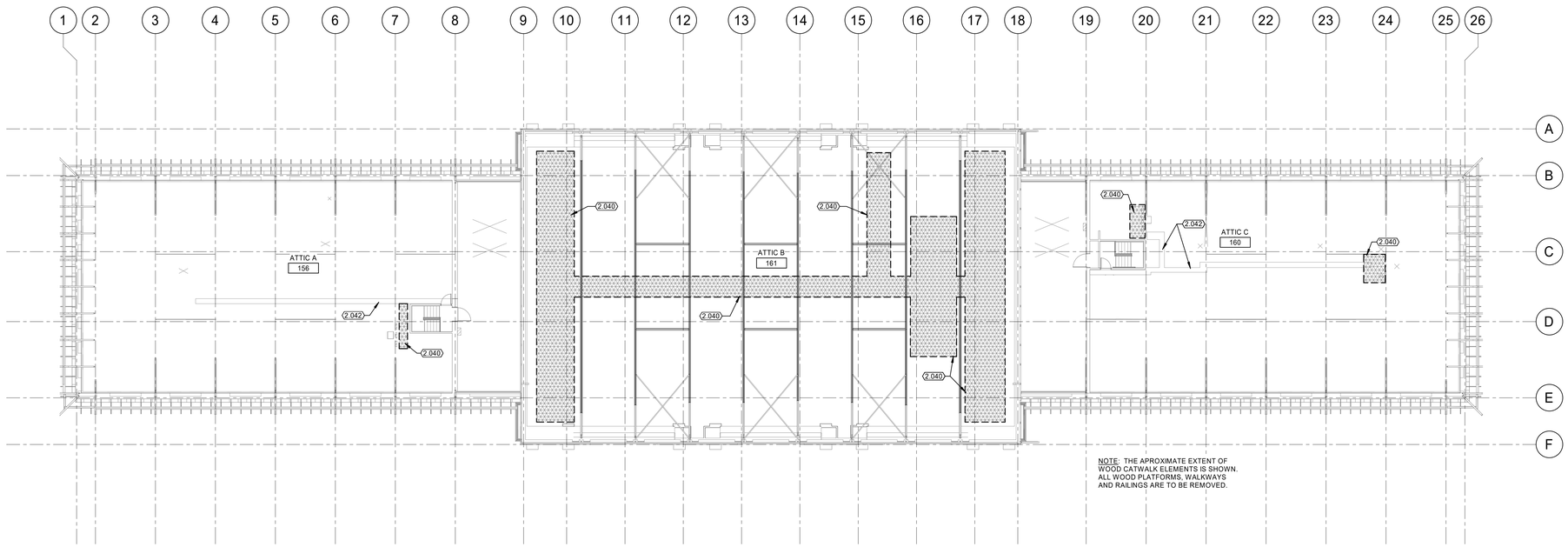

NOTE: THE APROXIMATE EXTENT OF WOOD CATWALK ELEMENTS IS SHOWN. ALL WOOD PLATFORMS, WALKWAYS AND RAILINGS ARE TO BE REMOVED.

N A1 / 2.AD103 PHASE 2 ATTIC DEMOLITION FLOOR PLAN
1/16" = 1'-0"

GENERAL NOTES

A. CONTRACTOR SHALL NOTIFY ARCHITECT IN WRITING OF DISCREPANCIES BETWEEN EXISTING CONDITIONS AND DRAWINGS BEFORE PROCEEDING WITH SELECTIVE DEMOLITION.

B. CONTRACTOR TO PROVIDE ANY TEMPORARY SHORING OF CEILING, FLOOR, ROOF, FOUNDATION, AND/OR WALL STRUCTURES UNTIL PERMANENT SUPPORT IS INSTALLED.

C. DEMOLITION WORK OF THIS CONTRACT INCLUDES ALL INCIDENTAL REMOVAL AND/OR MODIFICATION OF MINOR FEATURES NOT SPECIFICALLY INDICATED IN THE DRAWINGS BUT REQUIRED IN ORDER TO EXECUTE THE WORK.

D. HAZARDOUS MATERIAL ABATEMENT IS TO BE COMPLETED BY OWNER. HAZARDOUS MATERIAL INVENTORY REPORT IS AVAILABLE FOR REFERENCE FROM THE OWNER. CONTRACTOR SHALL NOTIFY THE OWNER IMMEDIATELY IF SUSPECTED HAZARDOUS MATERIALS ARE ENCOUNTERED AND HAZARDOUS MATERIALS SHALL BE ABATED BY OTHERS BEFORE PROCEEDING WITH SELECTIVE DEMOLITION.

E. CONTRACTOR TO PATCH ANY HOLES RESULTING FROM DEMOLITION WORK AND PATCH TO MATCH SURROUNDING FINISH MATERIAL.

F. CONTRACTOR TO NOTIFY THE ARCHITECT OF ANY HISTORICALLY SIGNIFICANT FEATURES UNCOVERED BEFORE DEMOLISHING THEM.

G. ALL HISTORIC ITEMS CALLED OUT TO BE SALVAGED NEED TO BE REMOVED CAREFULLY AND STORED FOR REINSTALLATION.

H. FIRE EXTINGUISHERS ON WALL TO BE REMOVED ARE TO BE RETURNED TO OWNER, DISPOSE CABINETS.

KEYNOTES

2.040	REMOVE WOOD PLATFORMS AND GUARDRAILS. DISPOSE.
2.042	METAL GRATE CATWALK TO REMAIN.

DEMOLITION LEGEND

- - - - - - - - - - - -	BUILDING ELEMENT REMOVE AND DISPOSE.
———————	EXISTING TO REMAIN.
	WOOD PLATFORMS WALKWAYS AND RAILINGS, REMOVE AND DISPOSE.

KEY MAP



CRSA
ARCHITECTURE · PLANNING · INTERIORS
175 S MAIN STREET, STE 300 · SLC, UTAH 84111
801-355-5915 www.crsa-us.com

ARCHITECT
CRSA
175 S. MAIN ST., STE. 300
SALT LAKE CITY, UT 84111
C/O ZACH HESLOP
zheslop@crsa-ut.com
(801)746-4974

STRUCTURAL ENGINEER
REAVELEY ENGINEERS + ASSOC.
675 EAST 500 SOUTH, SUITE 400
SALT LAKE CITY, UT 84102
C/O JEROD JOHNSON
jjohnson@reaveley.com
(801) 486-3883

MECHANICAL ENGINEER
COLVIN ENGINEERING ASSOC.
505 E. SOUTH TEMPLE
SALT LAKE CITY, UT 84102
C/O ALLEN EVANS
aevans@cea-ut.com
(801) 322-2400

ELECTRICAL ENGINEER
SPECTRUM ENGINEERING
324 STATE ST. STE. 400
SALT LAKE CITY, UT 84102
C/O MICHAEL FACKRELL
michael.fackrell@speceng.com
(801) 328-5151

CM/GC
GRAMOLL CONSTRUCTION
155 S 750 W
NORTH SALT LAKE, UT 84054
C/O JIM GRAMOLL
jim.gramoll@gramoll.com
(801) 295-2341

RIO GRANDE DEPOT SEISMIC UPGRADE

300 SOUTH RIO GRANDE STREET
SALT LAKE CITY, UT 84101

DFCM PROJECT #20229080

STAMP

STATE OF UTAH · ZACHARY M. HESLOP · 11965299-0301 · LICENSED ARCHITECT

10/03/2022

ISSUE TYPE:	DATE:
BP-01 DD	October 3, 2022

PROJECT NUMBER:	21-031
DRAWN BY:	Author
CHECKED BY:	Checker

PHASE 2 ATTIC DEMOLITION FLOOR PLAN

2.AD103

2021.07.23 N:\Projects\Depot Seismic Upgrade\21-031 Rio Grande Depot Seismic Upgrade_Architecture.rvt
MUNIS 21-031 Rio Grande Depot Seismic Upgrade

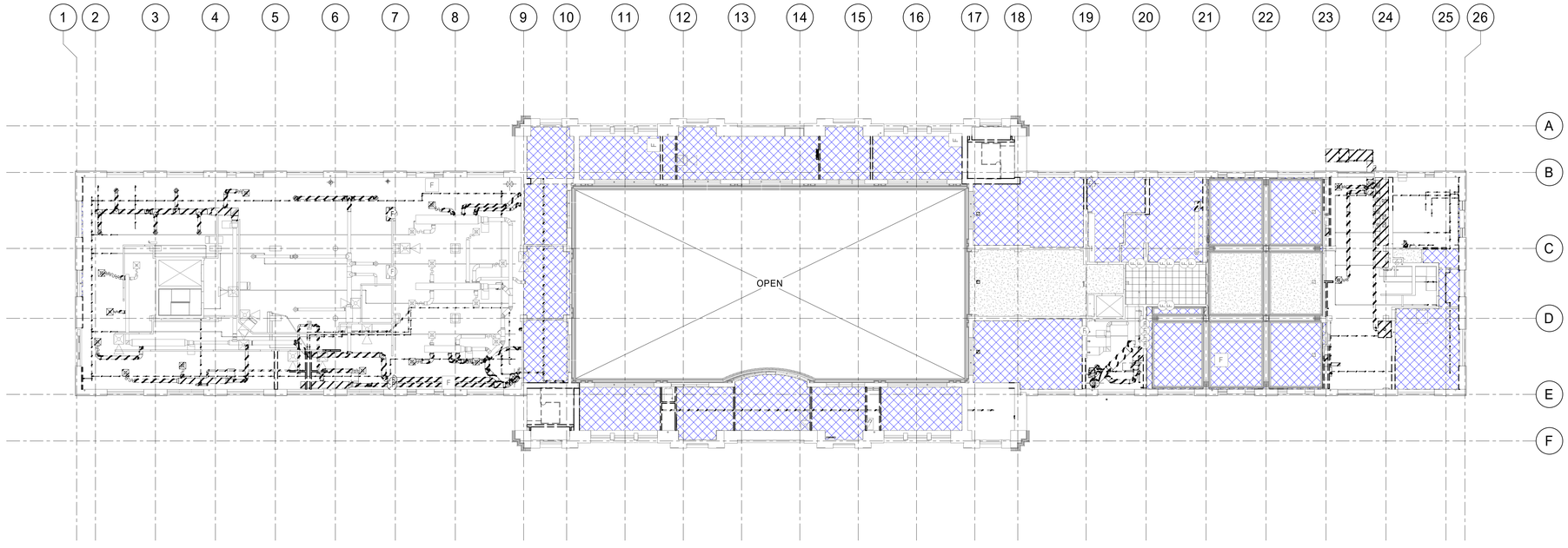

N A1 2.AD111 PHASE 2 MAIN LEVEL DEMOLITION RCP
1/16" = 1'-0"

GENERAL NOTES

A. CONTRACTOR SHALL NOTIFY ARCHITECT IN WRITING OF DISCREPANCIES BETWEEN EXISTING CONDITIONS AND DRAWINGS BEFORE PROCEEDING WITH SELECTIVE DEMOLITION.

B. CONTRACTOR TO PROVIDE ANY TEMPORARY SHORING OF CEILING, FLOOR, ROOF, FOUNDATION, AND/OR WALL STRUCTURES UNTIL PERMANENT SUPPORT IS INSTALLED.

C. DEMOLITION WORK OF THIS CONTRACT INCLUDES ALL INCIDENTAL REMOVAL AND/OR MODIFICATION OF MINOR FEATURES NOT SPECIFICALLY INDICATED IN THE DRAWINGS BUT REQUIRED IN ORDER TO EXECUTE THE WORK.

D. HAZARDOUS MATERIAL ABATEMENT IS TO BE COMPLETED BY OWNER. HAZARDOUS MATERIAL INVENTORY REPORT IS AVAILABLE FOR REFERENCE FROM THE OWNER. CONTRACTOR SHALL NOTIFY THE OWNER IMMEDIATELY IF SUSPECTED HAZARDOUS MATERIALS ARE ENCOUNTERED AND HAZARDOUS MATERIALS SHALL BE ABATED BY OTHERS BEFORE PROCEEDING WITH SELECTIVE DEMOLITION.

E. CONTRACTOR TO PATCH ANY HOLES RESULTING FROM DEMOLITION WORK AND PATCH TO MATCH SURROUNDING FINISH MATERIAL.

F. CONTRACTOR TO NOTIFY THE ARCHITECT OF ANY HISTORICALLY SIGNIFICANT FEATURES UNCOVERED BEFORE DEMOLISHING THEM.

G. ALL HISTORIC ITEMS CALLED OUT TO BE SALVAGED NEED TO BE REMOVED CAREFULLY AND STORED FOR REINSTALLATION.

H. FIRE EXTINGUISHERS ON WALL TO BE REMOVED ARE TO BE RETURNED TO OWNER, DISPOSE CABINETS.

DEMOLITION LEGEND

DEMOLITION

EXISTING TO REMAIN

CEILING DEMOLITION REMOVE BY OWNER

EXISTING GYPSUM CEILING TO REMAIN

EXISTING ACT CEILING TO REMAIN

KEY MAP

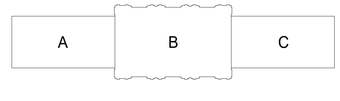

CRSA
ARCHITECTURE · PLANNING · INTERIORS
175 S MAIN STREET, STE 300 · SLC, UTAH 84111
801-355-5915 www.crsa-us.com

ARCHITECT
CRSA
175 S. MAIN ST., STE. 300
SALT LAKE CITY, UT 84111
C/O ZACH HESLOP
zheslop@crsa-us.com
(801)746-4974

STRUCTURAL ENGINEER
REAVELEY ENGINEERS + ASSOC.
675 EAST 500 SOUTH, SUITE 400
SALT LAKE CITY, UT 84102
C/O JEROD JOHNSON
jjohnson@reaveley.com
(801) 486-3883

MECHANICAL ENGINEER
COLVIN ENGINEERING ASSOC.
505 E. SOUTH TEMPLE
SALT LAKE CITY, UT 84102
C/O ALLEN EVANS
aevans@cea-ut.com
(801) 322-2400

ELECTRICAL ENGINEER
SPECTRUM ENGINEERING
324 STATE ST. STE. 400
SALT LAKE CITY, UT 84102
C/O MICHAEL FACKRELL
michael.fackrell@speceng.com
(801) 328-5151

CM/GC
GRAMOLL CONSTRUCTION
155 S 750 W
NORTH SALT LAKE, UT 84054
C/O JIM GRAMOLL
jim.gramoll@gramoll.com
(801) 295-2341

RIO GRANDE DEPOT SEISMIC UPGRADE

300 SOUTH RIO GRANDE STREET
SALT LAKE CITY, UT 84101

DFCM PROJECT #20229080

STAMP

STATE OF UTAH
ZACHARY M. HESLOP
11965299-0301
LICENSED ARCHITECT

10/03/2022

ISSUE TYPE:	DATE:
BP-01 DD	October 3, 2022
PROJECT NUMBER:	21-031
DRAWN BY:	Author
CHECKED BY:	Checker

PHASE 2 MAIN LEVEL DEMOLITION RCP

2.AD111

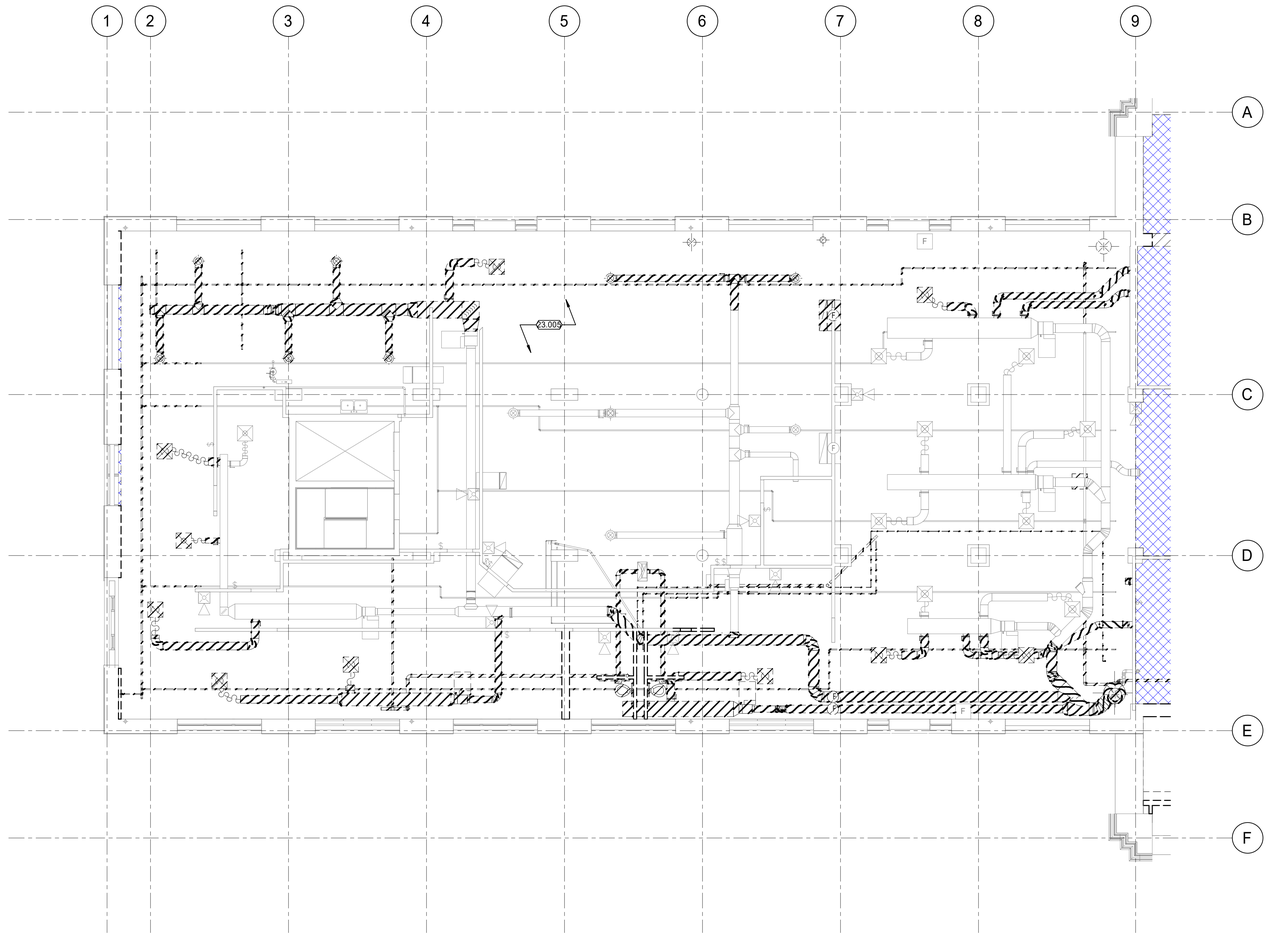

PHASE 2 MAIN LEVEL DEMOLITION RCP
AREA A

N A1 2.AD111A 1/8" = 1'-0"

GENERAL NOTES

A. CONTRACTOR SHALL NOTIFY ARCHITECT IN WRITING OF DISCREPANCIES BETWEEN EXISTING CONDITIONS AND DRAWINGS BEFORE PROCEEDING WITH SELECTIVE DEMOLITION.

B. CONTRACTOR TO PROVIDE ANY TEMPORARY SHORING OF CEILING, FLOOR, ROOF, FOUNDATION, AND/OR WALL STRUCTURES UNTIL PERMANENT SUPPORT IS INSTALLED.

C. DEMOLITION WORK OF THIS CONTRACT INCLUDES ALL INCIDENTAL REMOVAL AND/OR MODIFICATION OF MINOR FEATURES NOT SPECIFICALLY INDICATED IN THE DRAWINGS BUT REQUIRED IN ORDER TO EXECUTE THE WORK.

D. HAZARDOUS MATERIAL ABATEMENT IS TO BE COMPLETED BY OWNER. HAZARDOUS MATERIAL INVENTORY REPORT IS AVAILABLE FOR REFERENCE FROM THE OWNER. CONTRACTOR SHALL NOTIFY THE OWNER IMMEDIATELY IF SUSPECTED HAZARDOUS MATERIALS ARE ENCOUNTERED AND HAZARDOUS MATERIALS SHALL BE ABATED BY OTHERS BEFORE PROCEEDING WITH SELECTIVE DEMOLITION.

E. CONTRACTOR TO PATCH ANY HOLES RESULTING FROM DEMOLITION WORK AND PATCH TO MATCH SURROUNDING FINISH MATERIAL.

F. CONTRACTOR TO NOTIFY THE ARCHITECT OF ANY HISTORICALLY SIGNIFICANT FEATURES UNCOVERED BEFORE DEMOLISHING THEM.

G. ALL HISTORIC ITEMS CALLED OUT TO BE SALVAGED NEED TO BE REMOVED CAREFULLY AND STORED FOR REINSTALLATION.

H. FIRE EXTINGUISHERS ON WALL TO BE REMOVED ARE TO BE RETURNED TO OWNER, DISPOSE CABINETS.

KEYNOTES

23.005	SEE 2.MD101, 2.FD101 AND 2.PD101 SHEETS

DEMOLITION LEGEND

DEMOLITION

EXISTING TO REMAIN

CEILING DEMOLITION REMOVE BY OWNER

EXISTING GYPSUM CEILING TO REMAIN

EXISTING ACT CEILING TO REMAIN

KEY MAP

A | B | C

CRSA

ARCHITECTURE · PLANNING · INTERIORS

175 S MAIN STREET, STE 300 · SLC, UTAH 84111
801-355-5915 www.crsa-us.com

ARCHITECT
CRSA
175 S. MAIN ST., STE. 300
SALT LAKE CITY, UT 84111
C/O ZACH HESLOP
zheslop@crsa-us.com
(801)746-4974

STRUCTURAL ENGINEER
REAVELEY ENGINEERS + ASSOC.
675 EAST 500 SOUTH, SUITE 400
SALT LAKE CITY, UT 84102
C/O JEROD JOHNSON
jjohnson@reaveley.com
(801) 486-3883

MECHANICAL ENGINEER
COLVIN ENGINEERING ASSOC.
505 E. SOUTH TEMPLE
SALT LAKE CITY, UT 84102
C/O ALLEN EVANS
aevans@cea-ut.com
(801) 322-2400

ELECTRICAL ENGINEER
SPECTRUM ENGINEERING
324 STATE ST. STE. 400
SALT LAKE CITY, UT 84102
C/O MICHAEL FACKRELL
michael.fackrell@speceng.com
(801) 328-5151

CM/GC
GRAMOLL CONSTRUCTION
155 S 750 W
NORTH SALT LAKE, UT 84054
C/O JIM GRAMOLL
jim.gramoll@gramoll.com
(801) 295-2341

RIO GRANDE DEPOT SEISMIC UPGRADE

300 SOUTH RIO GRANDE STREET
SALT LAKE CITY, UT 84101

DFCM PROJECT #20229080

STAMP

STATE OF UTAH
ZACHARY M. HESLOP
11965299-0301
LICENSED ARCHITECT

10/03/2022

ISSUE TYPE:	DATE:
BP-01 DD	October 3, 2022

PROJECT NUMBER:	21-031
DRAWN BY:	Author
CHECKED BY:	Checker

PHASE 2 MAIN LEVEL DEMOLITION RCP AREA A

2.AD111A

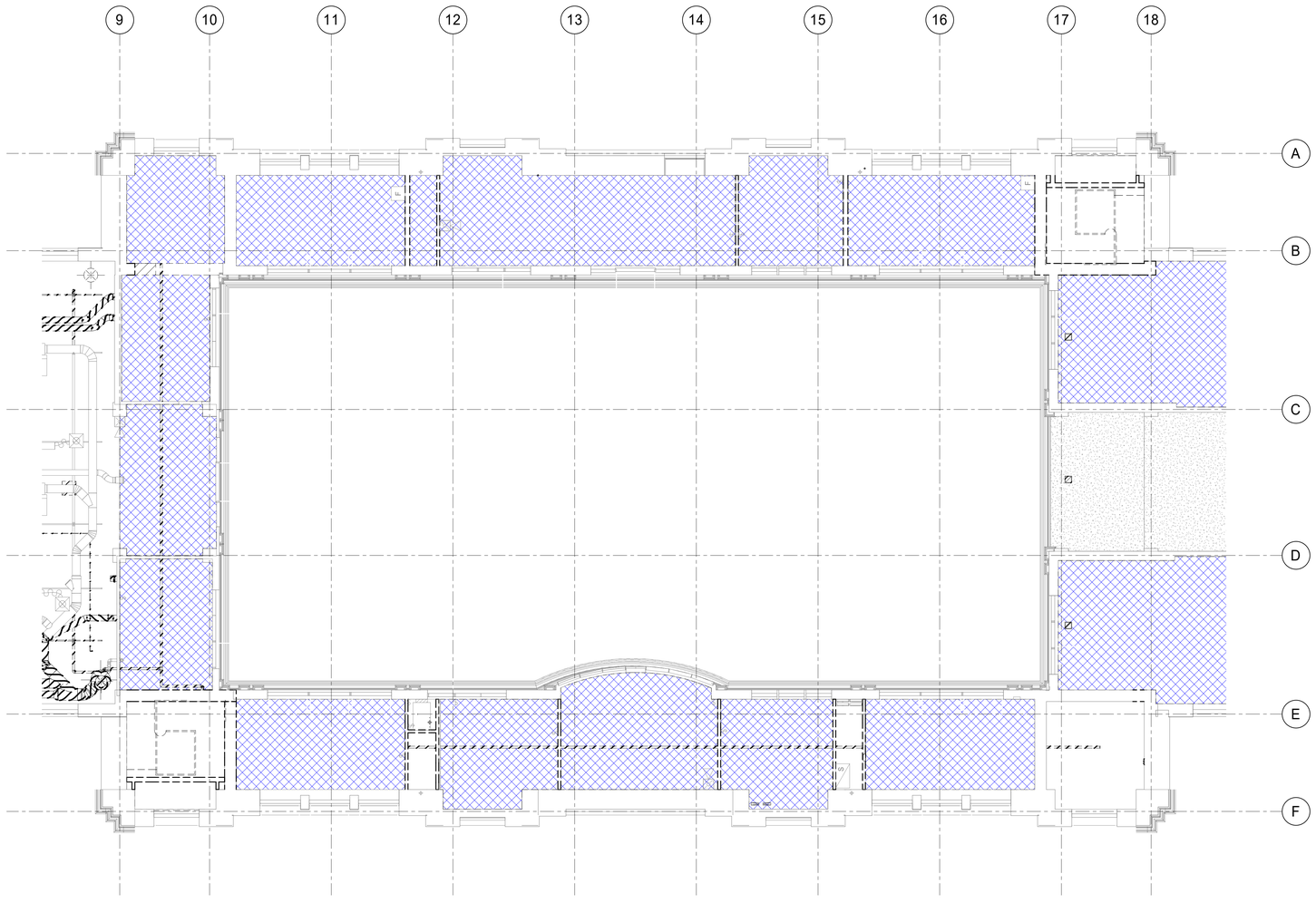

PHASE 2 MAIN LEVEL DEMOLITION RCP
AREA B

N A1 2.AD111B 1/8" = 1'-0"

GENERAL NOTES

A. CONTRACTOR SHALL NOTIFY ARCHITECT IN WRITING OF DISCREPANCIES BETWEEN EXISTING CONDITIONS AND DRAWINGS BEFORE PROCEEDING WITH SELECTIVE DEMOLITION.

B. CONTRACTOR TO PROVIDE ANY TEMPORARY SHORING OF CEILING, FLOOR, ROOF, FOUNDATION, AND/OR WALL STRUCTURES UNTIL PERMANENT SUPPORT IS INSTALLED.

C. DEMOLITION WORK OF THIS CONTRACT INCLUDES ALL INCIDENTAL REMOVAL AND/OR MODIFICATION OF MINOR FEATURES NOT SPECIFICALLY INDICATED IN THE DRAWINGS BUT REQUIRED IN ORDER TO EXECUTE THE WORK.

D. HAZARDOUS MATERIAL ABATEMENT IS TO BE COMPLETED BY OWNER. HAZARDOUS MATERIAL INVENTORY REPORT IS AVAILABLE FOR REFERENCE FROM THE OWNER. CONTRACTOR SHALL NOTIFY THE OWNER IMMEDIATELY IF SUSPECTED HAZARDOUS MATERIALS ARE ENCOUNTERED AND HAZARDOUS MATERIALS SHALL BE ABATED BY OTHERS BEFORE PROCEEDING WITH SELECTIVE DEMOLITION.

E. CONTRACTOR TO PATCH ANY HOLES RESULTING FROM DEMOLITION WORK AND PATCH TO MATCH SURROUNDING FINISH MATERIAL.

F. CONTRACTOR TO NOTIFY THE ARCHITECT OF ANY HISTORICALLY SIGNIFICANT FEATURES UNCOVERED BEFORE DEMOLISHING THEM.

G. ALL HISTORIC ITEMS CALLED OUT TO BE SALVAGED NEED TO BE REMOVED CAREFULLY AND STORED FOR REINSTALLATION.

H. FIRE EXTINGUISHERS ON WALL TO BE REMOVED ARE TO BE RETURNED TO OWNER, DISPOSE CABINETS.

KEYNOTES

DEMOLITION LEGEND

DEMOLITION

EXISTING TO REMAIN

CEILING DEMOLITION REMOVE BY OWNER

EXISTING GYPSUM CEILING TO REMAIN

EXISTING ACT CEILING TO REMAIN

KEY MAP

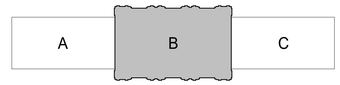

CRSA
ARCHITECTURE · PLANNING · INTERIORS
175 S MAIN STREET, STE 300 · SLC, UTAH 84111
801-355-5915 www.crsa-us.com

ARCHITECT
CRSA
175 S. MAIN ST., STE. 300
SALT LAKE CITY, UT 84111
C/O ZACH HESLOP
zheslop@crsa-us.com
(801)746-4974

STRUCTURAL ENGINEER
REAVELEY ENGINEERS + ASSOC.
675 EAST 500 SOUTH, SUITE 400
SALT LAKE CITY, UT 84102
C/O JEROD JOHNSON
jjohnson@reaveley.com
(801) 486-3883

MECHANICAL ENGINEER
COLVIN ENGINEERING ASSOC.
505 E. SOUTH TEMPLE
SALT LAKE CITY, UT 84102
C/O ALLEN EVANS
aevans@cea-ut.com
(801) 322-2400

ELECTRICAL ENGINEER
SPECTRUM ENGINEERING
324 STATE ST. STE. 400
SALT LAKE CITY, UT 84102
C/O MICHAEL FACKRELL
michael.fackrell@speceng.com
(801) 328-5151

CM/GC
GRAMOLL CONSTRUCTION
155 S 750 W
NORTH SALT LAKE, UT 84054
C/O JIM GRAMOLL
jim.gramoll@gramoll.com
(801) 295-2341

RIO GRANDE DEPOT SEISMIC UPGRADE

300 SOUTH RIO GRANDE STREET
SALT LAKE CITY, UT 84101

DFCM PROJECT #20229080

STAMP

STATE OF UTAH ZACHARY M. HESLOP 11965299-0301 LICENSED ARCHITECT

10/03/2022

ISSUE TYPE:	DATE:
BP-01 DD	October 3, 2022
PROJECT NUMBER:	21-031
DRAWN BY:	Author
CHECKED BY:	Checker

PHASE 2 MAIN LEVEL DEMOLITION RCP AREA B

2.AD111B

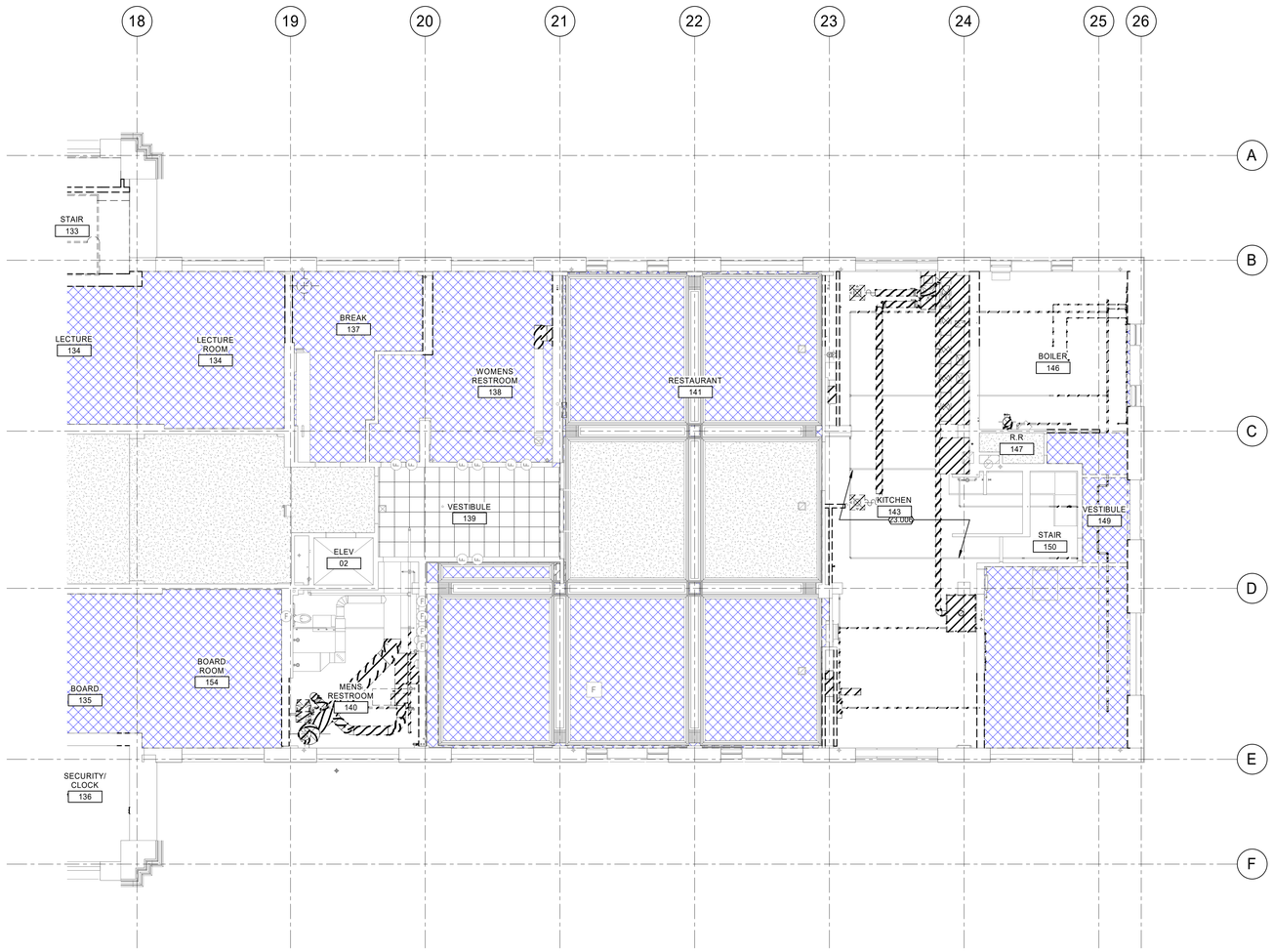

PHASE 2 MAIN LEVEL DEMOLITION RCP
AREA C

N A1 2.AD111C 1/8" = 1'-0"

GENERAL NOTES

A. CONTRACTOR SHALL NOTIFY ARCHITECT IN WRITING OF DISCREPANCIES BETWEEN EXISTING CONDITIONS AND DRAWINGS BEFORE PROCEEDING WITH SELECTIVE DEMOLITION.

B. CONTRACTOR TO PROVIDE ANY TEMPORARY SHORING OF CEILING, FLOOR, ROOF, FOUNDATION, AND/OR WALL STRUCTURES UNTIL PERMANENT SUPPORT IS INSTALLED.

C. DEMOLITION WORK OF THIS CONTRACT INCLUDES ALL INCIDENTAL REMOVAL AND/OR MODIFICATION OF MINOR FEATURES NOT SPECIFICALLY INDICATED IN THE DRAWINGS BUT REQUIRED IN ORDER TO EXECUTE THE WORK.

D. HAZARDOUS MATERIAL ABATEMENT IS TO BE COMPLETED BY OWNER. HAZARDOUS MATERIAL INVENTORY REPORT IS AVAILABLE FOR REFERENCE FROM THE OWNER. CONTRACTOR SHALL NOTIFY THE OWNER IMMEDIATELY IF SUSPECTED HAZARDOUS MATERIALS ARE ENCOUNTERED AND HAZARDOUS MATERIALS SHALL BE ABATED BY OTHERS BEFORE PROCEEDING WITH SELECTIVE DEMOLITION.

E. CONTRACTOR TO PATCH ANY HOLES RESULTING FROM DEMOLITION WORK AND PATCH TO MATCH SURROUNDING FINISH MATERIAL.

F. CONTRACTOR TO NOTIFY THE ARCHITECT OF ANY HISTORICALLY SIGNIFICANT FEATURES UNCOVERED BEFORE DEMOLISHING THEM.

G. ALL HISTORIC ITEMS CALLED OUT TO BE SALVAGED NEED TO BE REMOVED CAREFULLY AND STORED FOR REINSTALLATION.

H. FIRE EXTINGUISHERS ON WALL TO BE REMOVED ARE TO BE RETURNED TO OWNER, DISPOSE CABINETS.

KEYNOTES

23.006	SEE 2.FD101,2.MD101 AND 2.ED101 SHEETS

DEMOLITION LEGEND

DEMOLITION

EXISTING TO REMAIN

CEILING DEMOLITION REMOVE BY OWNER

EXISTING GYPSUM CEILING TO REMAIN

EXISTING ACT CEILING TO REMAIN

KEY MAP



CRSA
ARCHITECTURE · PLANNING · INTERIORS
175 S MAIN STREET, STE 300 · SLC, UTAH 84111
801-355-5915 www.crsa-us.com

ARCHITECT	
CRSA 175 S. MAIN ST., STE. 300 SALT LAKE CITY, UT 84111	C/O ZACH HESLOP zheslop@crsa-us.com (801)746-4974
STRUCTURAL ENGINEER	
REAVELEY ENGINEERS + ASSOC. 675 EAST 500 SOUTH, SUITE 400 SALT LAKE CITY, UT 84102	C/O JEROD JOHNSON jjohnson@reaveley.com (801) 486-3883
MECHANICAL ENGINEER	
COLVIN ENGINEERING ASSOC. 505 E. SOUTH TEMPLE SALT LAKE CITY, UT 84102	C/O ALLEN EVANS aevans@cea-ut.com (801) 322-2400
ELECTRICAL ENGINEER	
SPECTRUM ENGINEERING 324 STATE ST. STE. 400 SALT LAKE CITY, UT 84102	C/O MICHAEL FACKRELL michael.fackrell@speceng.com (801) 328-5151
CM/GC	
GRAMOLL CONSTRUCTION 155 S 750 W NORTH SALT LAKE, UT 84054	C/O JIM GRAMOLL jim.gramoll@gramoll.com (801) 295-2341

RIO GRANDE DEPOT SEISMIC UPGRADE

300 SOUTH RIO GRANDE STREET
SALT LAKE CITY, UT 84101

DFCM PROJECT #20229080

STAMP

STATE OF UTAH
ZACHARY M. HESLOP
11965299-0301
LICENSED ARCHITECT

10/03/2022

ISSUE TYPE:	DATE:
BP-01 DD	October 3, 2022

PROJECT NUMBER:	21-031
DRAWN BY:	Author
CHECKED BY:	Checker

PHASE 2 MAIN LEVEL DEMOLITION RCP AREA C

2.AD111C

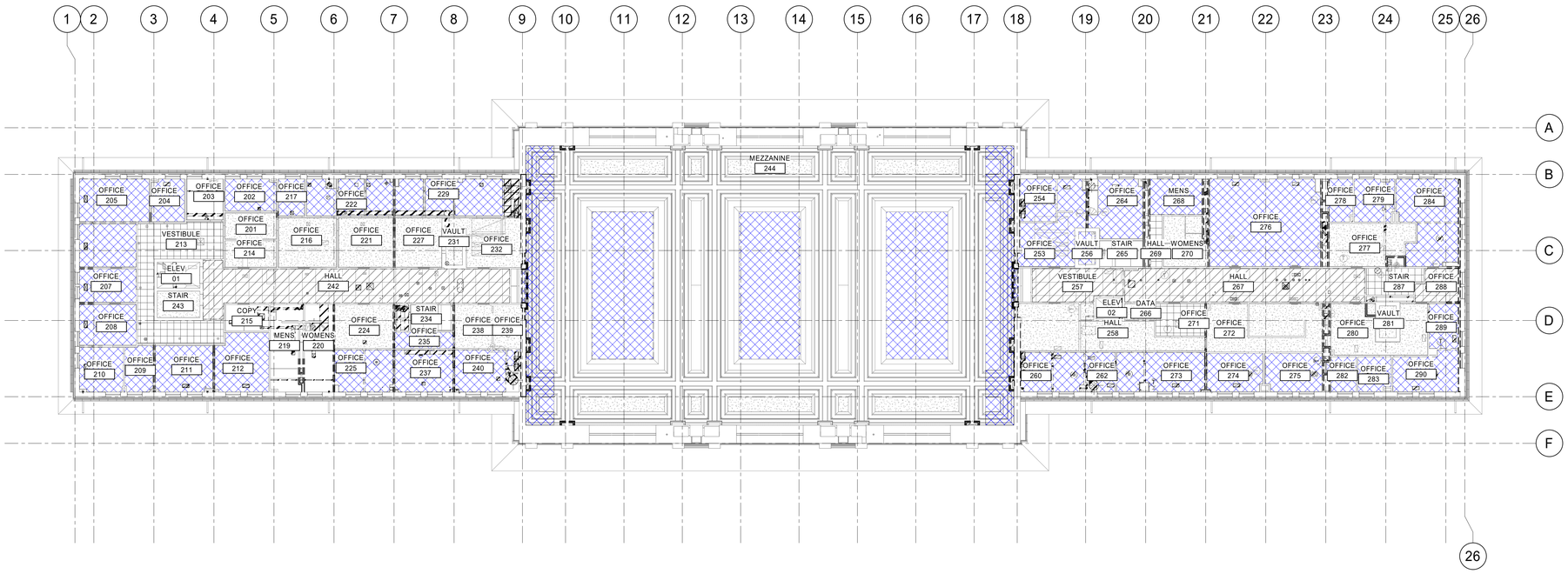

N A1 2.AD112 PHASE 2 UPPER LEVEL DEMOLITION RCP
1/16" = 1'-0"

GENERAL NOTES

A. CONTRACTOR SHALL NOTIFY ARCHITECT IN WRITING OF DISCREPANCIES BETWEEN EXISTING CONDITIONS AND DRAWINGS BEFORE PROCEEDING WITH SELECTIVE DEMOLITION.

B. CONTRACTOR TO PROVIDE ANY TEMPORARY SHORING OF CEILING, FLOOR, ROOF, FOUNDATION, AND/OR WALL STRUCTURES UNTIL PERMANENT SUPPORT IS INSTALLED.

C. DEMOLITION WORK OF THIS CONTRACT INCLUDES ALL INCIDENTAL REMOVAL AND/OR MODIFICATION OF MINOR FEATURES NOT SPECIFICALLY INDICATED IN THE DRAWINGS BUT REQUIRED IN ORDER TO EXECUTE THE WORK.

D. HAZARDOUS MATERIAL ABATEMENT IS TO BE COMPLETED BY OWNER. HAZARDOUS MATERIAL INVENTORY REPORT IS AVAILABLE FOR REFERENCE FROM THE OWNER. CONTRACTOR SHALL NOTIFY THE OWNER IMMEDIATELY IF SUSPECTED HAZARDOUS MATERIALS ARE ENCOUNTERED AND HAZARDOUS MATERIALS SHALL BE ABATED BY OTHERS BEFORE PROCEEDING WITH SELECTIVE DEMOLITION.

E. CONTRACTOR TO PATCH ANY HOLES RESULTING FROM DEMOLITION WORK AND PATCH TO MATCH SURROUNDING FINISH MATERIAL.

F. CONTRACTOR TO NOTIFY THE ARCHITECT OF ANY HISTORICALLY SIGNIFICANT FEATURES UNCOVERED BEFORE DEMOLISHING THEM.

G. ALL HISTORIC ITEMS CALLED OUT TO BE SALVAGED NEED TO BE REMOVED CAREFULLY AND STORED FOR REINSTALLATION.

H. FIRE EXTINGUISHERS ON WALL TO BE REMOVED ARE TO BE RETURNED TO OWNER, DISPOSE CABINETS.

DEMOLITION LEGEND

DEMOLITION

EXISTING TO REMAIN

CEILING DEMOLITION REMOVE BY OWNER

EXISTING GYPSUM CEILING TO REMAIN

EXISTING ACT CEILING TO REMAIN

REMOVE EXISTING ACT CEILING. DISPOSE.

KEY MAP

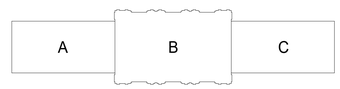

CRSA
ARCHITECTURE · PLANNING · INTERIORS
175 S MAIN STREET, STE 300 · SLC, UTAH 84111
801-355-5915 www.crsa-us.com

ARCHITECT
CRSA
175 S. MAIN ST., STE. 300
SALT LAKE CITY, UT 84111
C/O ZACH HESLOP
zheslop@crsa-us.com
(801)746-4974

STRUCTURAL ENGINEER
REAVELEY ENGINEERS + ASSOC.
675 EAST 500 SOUTH, SUITE 400
SALT LAKE CITY, UT 84102
C/O JEROD JOHNSON
jjohnson@reaveley.com
(801) 486-3883

MECHANICAL ENGINEER
COLVIN ENGINEERING ASSOC.
505 E. SOUTH TEMPLE
SALT LAKE CITY, UT 84102
C/O ALLEN EVANS
aevans@cea-ut.com
(801) 322-2400

ELECTRICAL ENGINEER
SPECTRUM ENGINEERING
324 STATE ST. STE. 400
SALT LAKE CITY, UT 84102
C/O MICHAEL FACKRELL
michael.fackrell@speceng.com
(801) 328-5151

CM/GC
GRAMOLL CONSTRUCTION
155 S 750 W
NORTH SALT LAKE, UT 84054
C/O JIM GRAMOLL
jim.gramoll@gramoll.com
(801) 295-2341

RIO GRANDE DEPOT SEISMIC UPGRADE

300 SOUTH RIO GRANDE STREET
SALT LAKE CITY, UT 84101

DFCM PROJECT #20229080

STAMP

STATE OF UTAH ZACHARY M. HESLOP 11965299-0301 LICENSED ARCHITECT

10/03/2022

ISSUE TYPE:	DATE:
BP-01 DD	October 3, 2022

PROJECT NUMBER:	21-031
DRAWN BY:	Author
CHECKED BY:	Checker

PHASE 2 UPPER LEVEL DEMOLITION RCP

2.AD112

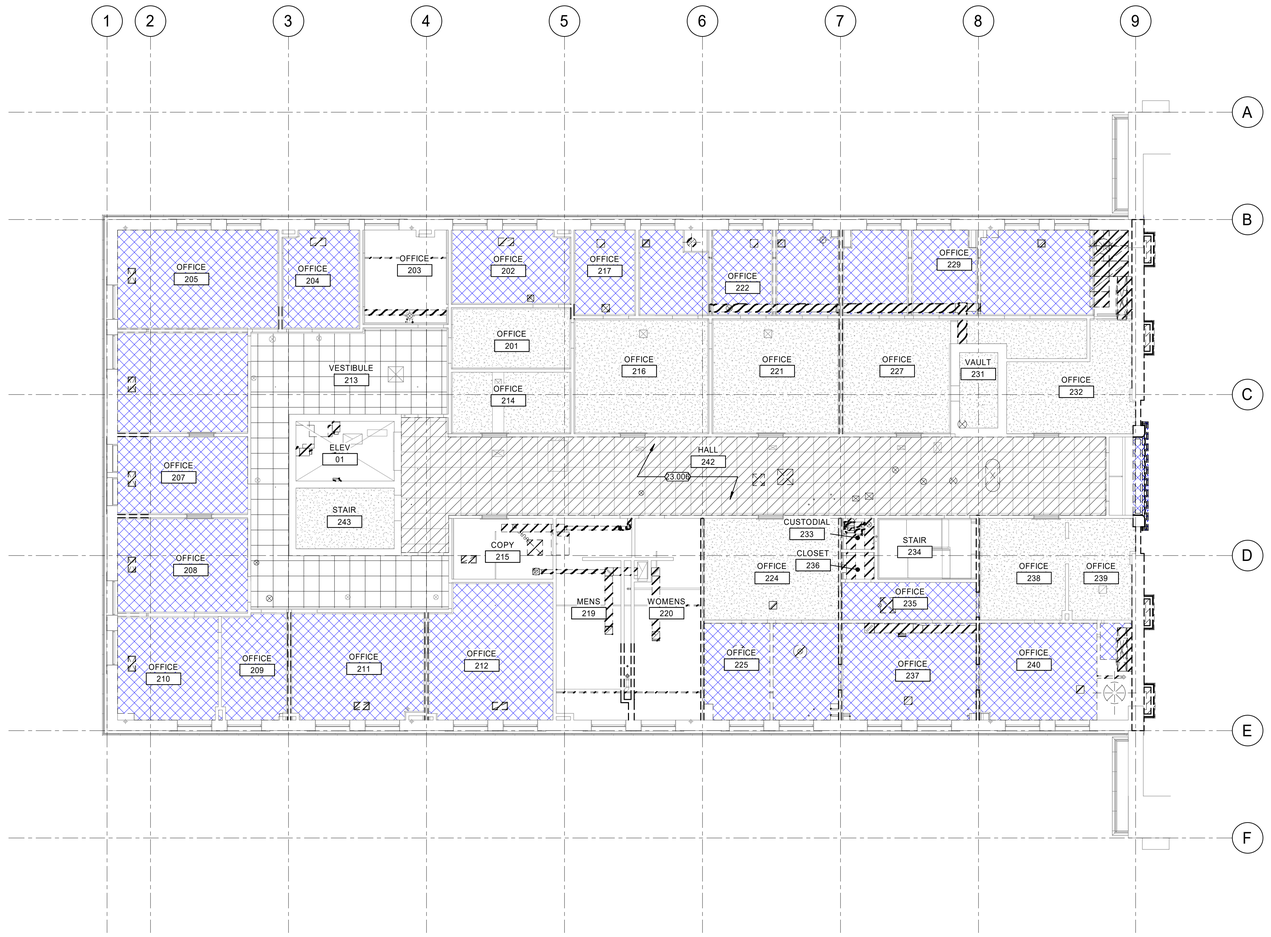

PHASE 2 UPPER LEVEL DEMOLITION RCP AREA A

N A1 2.AD112A

1/8" = 1'-0"

GENERAL NOTES

A. CONTRACTOR SHALL NOTIFY ARCHITECT IN WRITING OF DISCREPANCIES BETWEEN EXISTING CONDITIONS AND DRAWINGS BEFORE PROCEEDING WITH SELECTIVE DEMOLITION.

B. CONTRACTOR TO PROVIDE ANY TEMPORARY SHORING OF CEILING, FLOOR, ROOF, FOUNDATION, AND/OR WALL STRUCTURES UNTIL PERMANENT SUPPORT IS INSTALLED.

C. DEMOLITION WORK OF THIS CONTRACT INCLUDES ALL INCIDENTAL REMOVAL AND/OR MODIFICATION OF MINOR FEATURES NOT SPECIFICALLY INDICATED IN THE DRAWINGS BUT REQUIRED IN ORDER TO EXECUTE THE WORK.

D. HAZARDOUS MATERIAL ABATEMENT IS TO BE COMPLETED BY OWNER. HAZARDOUS MATERIAL INVENTORY REPORT IS AVAILABLE FOR REFERENCE FROM THE OWNER. CONTRACTOR SHALL NOTIFY THE OWNER IMMEDIATELY IF SUSPECTED HAZARDOUS MATERIALS ARE ENCOUNTERED AND HAZARDOUS MATERIALS SHALL BE ABATED BY OTHERS BEFORE PROCEEDING WITH SELECTIVE DEMOLITION.

E. CONTRACTOR TO PATCH ANY HOLES RESULTING FROM DEMOLITION WORK AND PATCH TO MATCH SURROUNDING FINISH MATERIAL.

F. CONTRACTOR TO NOTIFY THE ARCHITECT OF ANY HISTORICALLY SIGNIFICANT FEATURES UNCOVERED BEFORE DEMOLISHING THEM.

G. ALL HISTORIC ITEMS CALLED OUT TO BE SALVAGED NEED TO BE REMOVED CAREFULLY AND STORED FOR REINSTALLATION.

H. FIRE EXTINGUISHERS ON WALL TO BE REMOVED ARE TO BE RETURNED TO OWNER, DISPOSE CABINETS.

KEYNOTES

23.006	SEE 2.FD101,2.MD101 AND 2.ED101 SHEETS

DEMOLITION LEGEND

DEMOLITION

EXISTING TO REMAIN

CEILING DEMOLITION REMOVE BY OWNER

EXISTING GYPSUM CEILING TO REMAIN

EXISTING ACT CEILING TO REMAIN

REMOVE EXISTING ACT CEILING. DISPOSE.

KEY MAP



CRSA

ARCHITECTURE · PLANNING · INTERIORS

175 S MAIN STREET, STE 300 · SLC, UTAH 84111
801-355-5915 www.crsa-us.com

ARCHITECT
CRSA
175 S. MAIN ST., STE. 300
SALT LAKE CITY, UT 84111
C/O ZACH HESLOP
zheslop@crsa-us.com
(801)746-4974

STRUCTURAL ENGINEER
REAVELEY ENGINEERS + ASSOC.
675 EAST 500 SOUTH, SUITE 400
SALT LAKE CITY, UT 84102
C/O JEROD JOHNSON
jjohnson@reaveley.com
(801) 486-3883

MECHANICAL ENGINEER
COLVIN ENGINEERING ASSOC.
505 E. SOUTH TEMPLE
SALT LAKE CITY, UT 84102
C/O ALLEN EVANS
aevans@cea-ut.com
(801) 322-2400

ELECTRICAL ENGINEER
SPECTRUM ENGINEERING
324 STATE ST. STE. 400
SALT LAKE CITY, UT 84102
C/O MICHAEL FACKRELL
michael.fackrell@speceng.com
(801) 328-5151

CM/GC
GRAMOLL CONSTRUCTION
155 S 750 W
NORTH SALT LAKE, UT 84054
C/O JIM GRAMOLL
jim.gramoll@gramoll.com
(801) 295-2341

RIO GRANDE DEPOT SEISMIC UPGRADE

300 SOUTH RIO GRANDE STREET
SALT LAKE CITY, UT 84101

DFCM PROJECT #20229080

STAMP

STATE OF UTAH
ZACHARY M. HESLOP
11965299-0301
LICENSED ARCHITECT

10/03/2022

ISSUE TYPE:	DATE:
BP-01 DD	October 3, 2022

PROJECT NUMBER:	21-031
DRAWN BY:	Author
CHECKED BY:	Checker

PHASE 2 UPPER LEVEL DEMOLITION RCP AREA A

2.AD112A

2021.07.23 Rio Grande Depot Seismic Upgrade/21-031 Rio Grande Depot Seismic Upgrade_Architecture.rvt
10/3/2022 2:57:29 PM

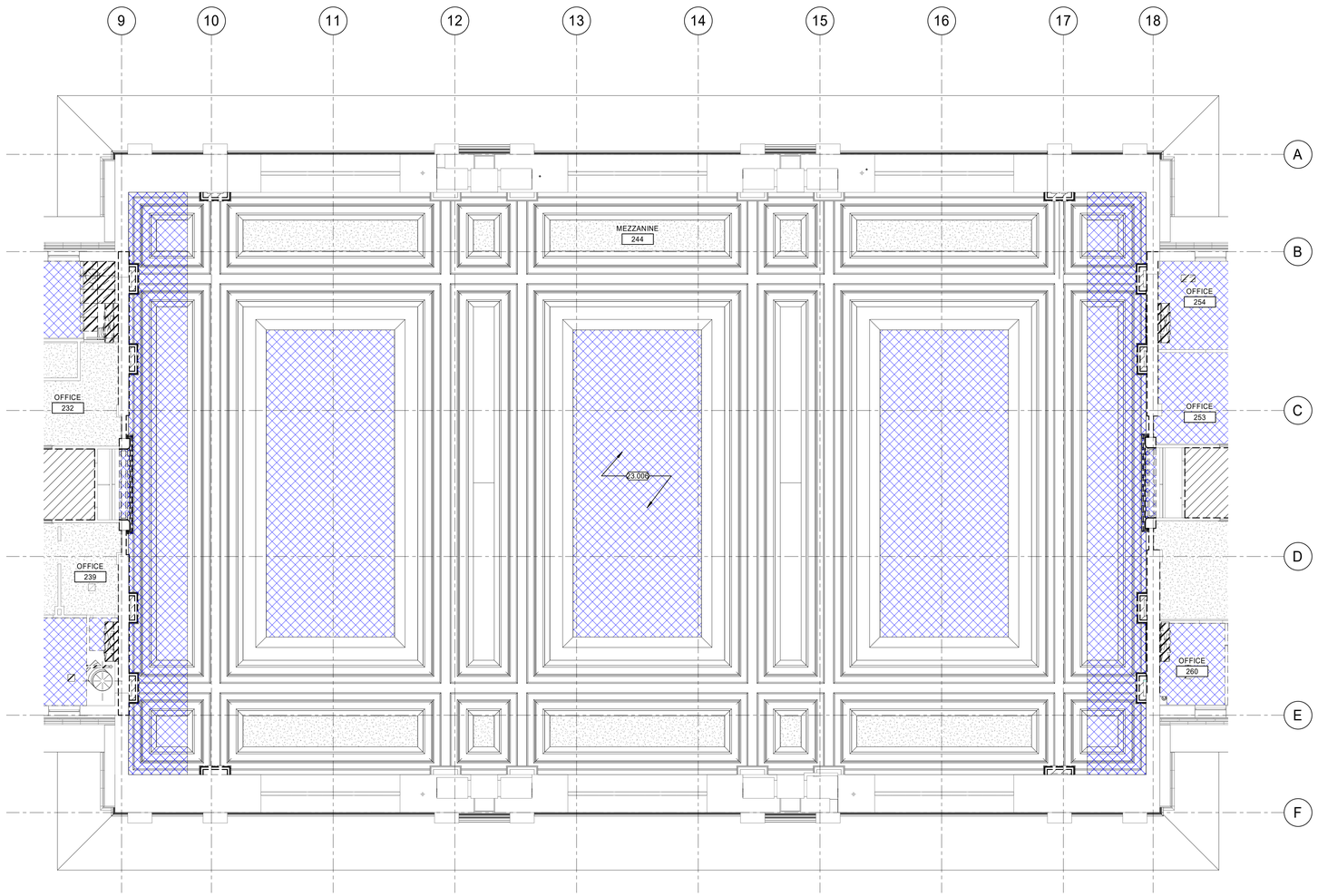

PHASE 2 UPPER LEVEL DEMOLITION RCP
AREA B

N A1 2.AD112B 1/8" = 1'-0"

GENERAL NOTES

A. CONTRACTOR SHALL NOTIFY ARCHITECT IN WRITING OF DISCREPANCIES BETWEEN EXISTING CONDITIONS AND DRAWINGS BEFORE PROCEEDING WITH SELECTIVE DEMOLITION.

B. CONTRACTOR TO PROVIDE ANY TEMPORARY SHORING OF CEILING, FLOOR, ROOF, FOUNDATION, AND/OR WALL STRUCTURES UNTIL PERMANENT SUPPORT IS INSTALLED.

C. DEMOLITION WORK OF THIS CONTRACT INCLUDES ALL INCIDENTAL REMOVAL AND/OR MODIFICATION OF MINOR FEATURES NOT SPECIFICALLY INDICATED IN THE DRAWINGS BUT REQUIRED IN ORDER TO EXECUTE THE WORK.

D. HAZARDOUS MATERIAL ABATEMENT IS TO BE COMPLETED BY OWNER. HAZARDOUS MATERIAL INVENTORY REPORT IS AVAILABLE FOR REFERENCE FROM THE OWNER. CONTRACTOR SHALL NOTIFY THE OWNER IMMEDIATELY IF SUSPECTED HAZARDOUS MATERIALS ARE ENCOUNTERED AND HAZARDOUS MATERIALS SHALL BE ABATED BY OTHERS BEFORE PROCEEDING WITH SELECTIVE DEMOLITION.

E. CONTRACTOR TO PATCH ANY HOLES RESULTING FROM DEMOLITION WORK AND PATCH TO MATCH SURROUNDING FINISH MATERIAL.

F. CONTRACTOR TO NOTIFY THE ARCHITECT OF ANY HISTORICALLY SIGNIFICANT FEATURES UNCOVERED BEFORE DEMOLISHING THEM.

G. ALL HISTORIC ITEMS CALLED OUT TO BE SALVAGED NEED TO BE REMOVED CAREFULLY AND STORED FOR REINSTALLATION.

H. FIRE EXTINGUISHERS ON WALL TO BE REMOVED ARE TO BE RETURNED TO OWNER, DISPOSE CABINETS.

KEYNOTES

DEMOLITION LEGEND

DEMOLITION

EXISTING TO REMAIN

CEILING DEMOLITION REMOVE BY OWNER

EXISTING GYPSUM CEILING TO REMAIN

EXISTING ACT CEILING TO REMAIN

REMOVE EXISTING ACT CEILING. DISPOSE.

KEY MAP

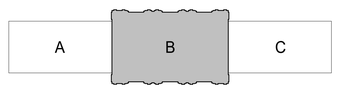

CRSA
ARCHITECTURE · PLANNING · INTERIORS
175 S MAIN STREET, STE 300 · SLC, UTAH 84111
801-355-5915 www.crsa-us.com

ARCHITECT
CRSA — C/O ZACH HESLOP
175 S. MAIN ST., STE. 300 — zheslop@crsa-ut.com
SALT LAKE CITY, UT 84111 — (801)746-4974

STRUCTURAL ENGINEER
REAVELEY ENGINEERS + ASSOC. — C/O JEROD JOHNSON
675 EAST 500 SOUTH, SUITE 400 — jjohnson@reaveley.com
SALT LAKE CITY, UT 84102 — (801) 486-3883

MECHANICAL ENGINEER
COLVIN ENGINEERING ASSOC. — C/O ALLEN EVANS
505 E. SOUTH TEMPLE — aevans@cea-ut.com
SALT LAKE CITY, UT 84102 — (801) 322-2400

ELECTRICAL ENGINEER
SPECTRUM ENGINEERING — C/O MICHAEL FACKRELL
324 STATE ST. STE. 400 — michael.fackrell@speceng.com
SALT LAKE CITY, UT 84102 — (801) 328-5151

CM/GC
GRAMOLL CONSTRUCTION — C/O JIM GRAMOLL
155 S 750 W — jim.gramoll@gramoll.com
NORTH SALT LAKE, UT 84054 — (801) 295-2341

RIO GRANDE DEPOT SEISMIC UPGRADE

300 SOUTH RIO GRANDE STREET
SALT LAKE CITY, UT 84101

DFCM PROJECT #20229080

STAMP

STATE OF UTAH — ZACHARY M. HESLOP — 11965299-0301 — LICENSED ARCHITECT

10/03/2022

ISSUE TYPE:	DATE:
BP-01 DD	October 3, 2022

PROJECT NUMBER:	21-031
DRAWN BY:	Author
CHECKED BY:	Checker

PHASE 2 UPPER LEVEL DEMOLITION RCP AREA B

2.AD112B

Plotted: 10/3/2022 2:17:27 PM
File Name: C:\Users\Zach.Heslop\Documents\Upgrade\21-031 RG Grand Depot Seismic Upgrade_Architecture_zheslop.rvt

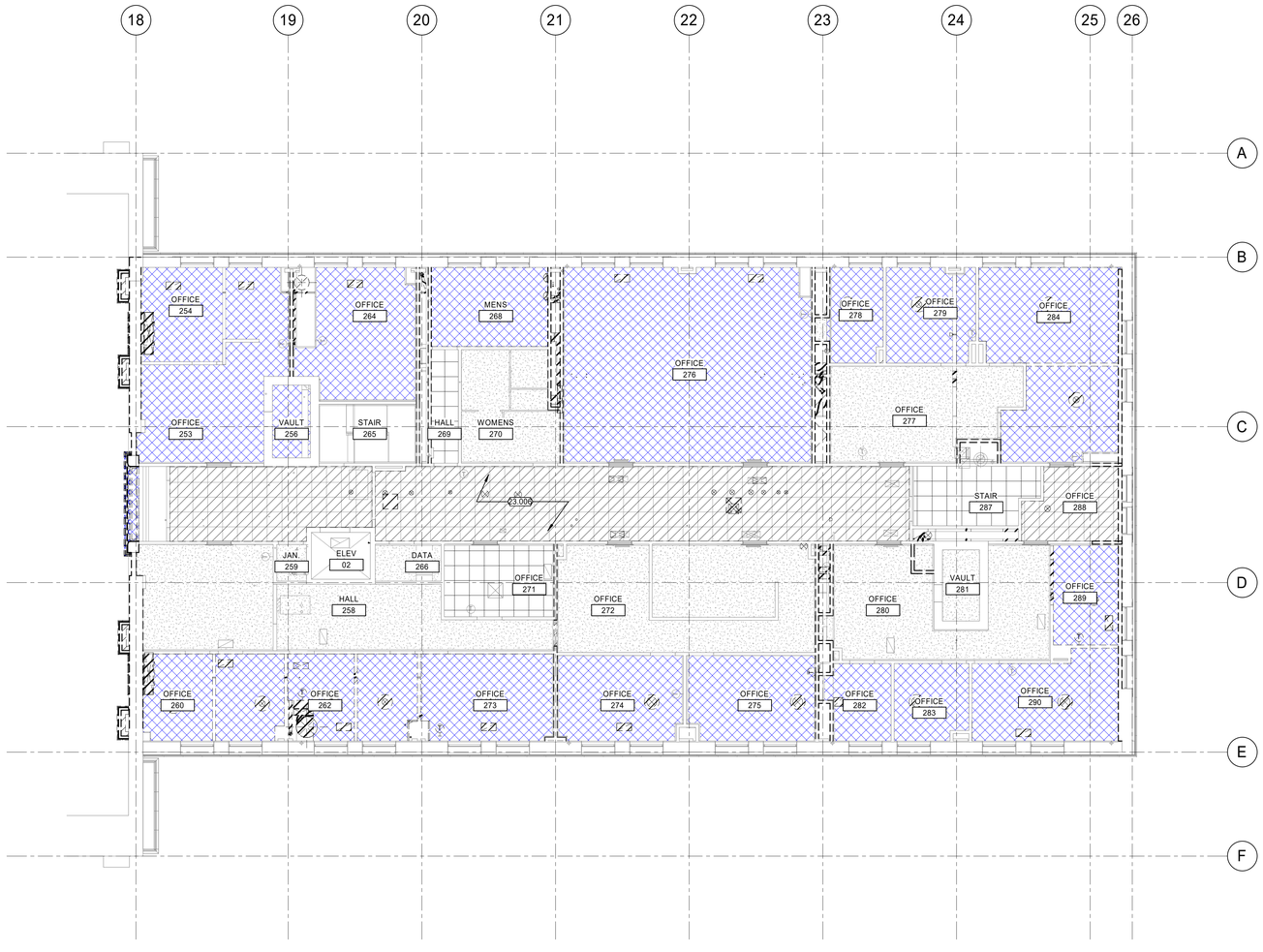

PHASE 2 UPPER LEVEL DEMOLITION RCP
AREA C

N A1 2.AD112C 1/8" = 1'-0"

GENERAL NOTES

A. CONTRACTOR SHALL NOTIFY ARCHITECT IN WRITING OF DISCREPANCIES BETWEEN EXISTING CONDITIONS AND DRAWINGS BEFORE PROCEEDING WITH SELECTIVE DEMOLITION.

B. CONTRACTOR TO PROVIDE ANY TEMPORARY SHORING OF CEILING, FLOOR, ROOF, FOUNDATION, AND/OR WALL STRUCTURES UNTIL PERMANENT SUPPORT IS INSTALLED.

C. DEMOLITION WORK OF THIS CONTRACT INCLUDES ALL INCIDENTAL REMOVAL AND/OR MODIFICATION OF MINOR FEATURES NOT SPECIFICALLY INDICATED IN THE DRAWINGS BUT REQUIRED IN ORDER TO EXECUTE THE WORK.

D. HAZARDOUS MATERIAL ABATEMENT IS TO BE COMPLETED BY OWNER. HAZARDOUS MATERIAL INVENTORY REPORT IS AVAILABLE FOR REFERENCE FROM THE OWNER. CONTRACTOR SHALL NOTIFY THE OWNER IMMEDIATELY IF SUSPECTED HAZARDOUS MATERIALS ARE ENCOUNTERED AND HAZARDOUS MATERIALS SHALL BE ABATED BY OTHERS BEFORE PROCEEDING WITH SELECTIVE DEMOLITION.

E. CONTRACTOR TO PATCH ANY HOLES RESULTING FROM DEMOLITION WORK AND PATCH TO MATCH SURROUNDING FINISH MATERIAL.

F. CONTRACTOR TO NOTIFY THE ARCHITECT OF ANY HISTORICALLY SIGNIFICANT FEATURES UNCOVERED BEFORE DEMOLISHING THEM.

G. ALL HISTORIC ITEMS CALLED OUT TO BE SALVAGED NEED TO BE REMOVED CAREFULLY AND STORED FOR REINSTALLATION.

H. FIRE EXTINGUISHERS ON WALL TO BE REMOVED ARE TO BE RETURNED TO OWNER, DISPOSE CABINETS.

KEYNOTES

23.006	SEE 2.FD101,2.MD101 AND 2.ED101 SHEETS

DEMOLITION LEGEND

DEMOLITION

EXISTING TO REMAIN

CEILING DEMOLITION REMOVE BY OWNER

EXISTING GYPSUM CEILING TO REMAIN

EXISTING ACT CEILING TO REMAIN

REMOVE EXISTING ACT CEILING. DISPOSE.

KEY MAP

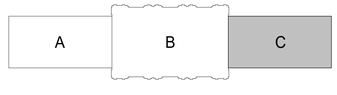

CRSA
ARCHITECTURE · PLANNING · INTERIORS
175 S MAIN STREET, STE 300 · SLC, UTAH 84111
801-355-5915 www.crsa-us.com

ARCHITECT
CRSA — C/O ZACH HESLOP
175 S. MAIN ST., STE. 300 — zheslop@crsa-us.com
SALT LAKE CITY, UT 84111 — (801)746-4974

STRUCTURAL ENGINEER
REAVELEY ENGINEERS + ASSOC. — C/O JEROD JOHNSON
675 EAST 500 SOUTH, SUITE 400 — jjohnson@reaveley.com
SALT LAKE CITY, UT 84102 — (801) 486-3883

MECHANICAL ENGINEER
COLVIN ENGINEERING ASSOC. — C/O ALLEN EVANS
505 E. SOUTH TEMPLE — aevans@cea-ut.com
SALT LAKE CITY, UT 84102 — (801) 322-2400

ELECTRICAL ENGINEER
SPECTRUM ENGINEERING — C/O MICHAEL FACKRELL
324 STATE ST. STE. 400 — michael.fackrell@speceng.com
SALT LAKE CITY, UT 84102 — (801) 328-5151

CM/GC
GRAMOLL CONSTRUCTION — C/O JIM GRAMOLL
155 S 750 W — jim.gramoll@gramoll.com
NORTH SALT LAKE, UT 84054 — (801) 295-2341

RIO GRANDE DEPOT SEISMIC UPGRADE

300 SOUTH RIO GRANDE STREET
SALT LAKE CITY, UT 84101

DFCM PROJECT #20229080

STAMP

STATE OF UTAH — ZACHARY M. HESLOP — 11965299-0301 — LICENSED ARCHITECT

10/03/2022

ISSUE TYPE:	DATE:
BP-01 DD	October 3, 2022

PROJECT NUMBER:	21-031
DRAWN BY:	Author
CHECKED BY:	Checker

PHASE 2 UPPER LEVEL DEMOLITION RCP AREA C

2.AD112C

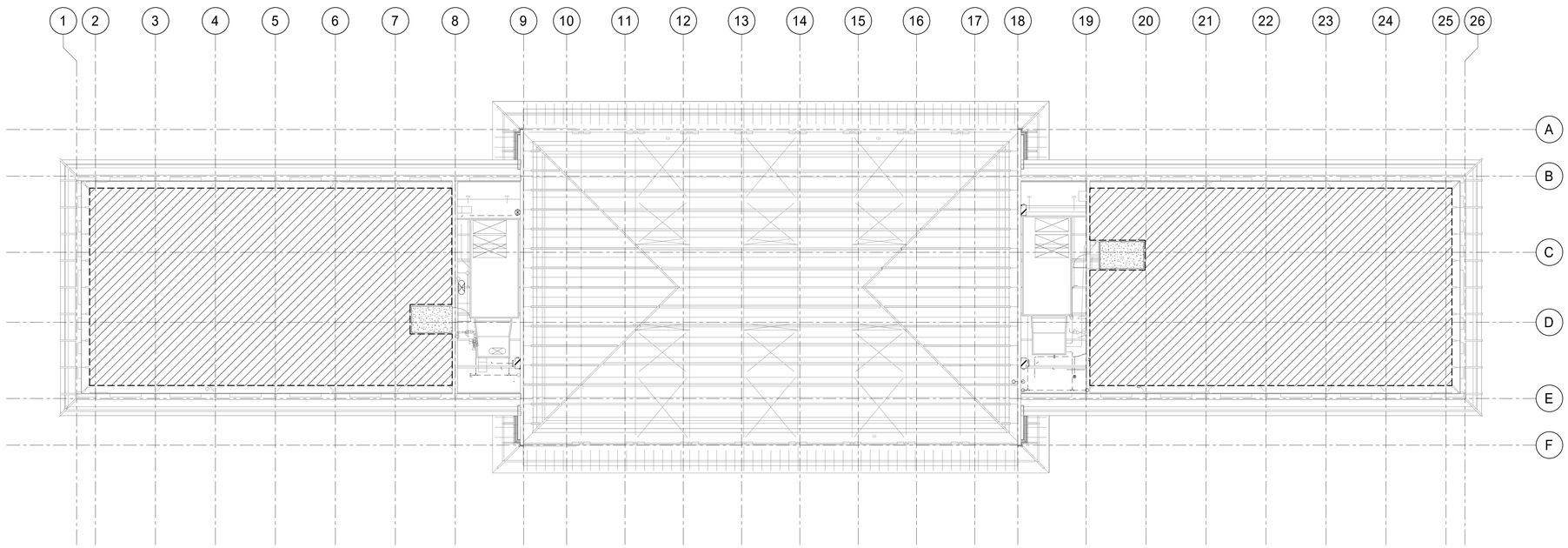

N A1 2.AD113 PHASE 2 WING ATTIC DEMOLITION RCP
1/16" = 1'-0"

GENERAL NOTES

A. CONTRACTOR SHALL NOTIFY ARCHITECT IN WRITING OF DISCREPANCIES BETWEEN EXISTING CONDITIONS AND DRAWINGS BEFORE PROCEEDING WITH SELECTIVE DEMOLITION.

B. CONTRACTOR TO PROVIDE ANY TEMPORARY SHORING OF CEILING, FLOOR, ROOF, FOUNDATION, AND/OR WALL STRUCTURES UNTIL PERMANENT SUPPORT IS INSTALLED.

C. DEMOLITION WORK OF THIS CONTRACT INCLUDES ALL INCIDENTAL REMOVAL AND/OR MODIFICATION OF MINOR FEATURES NOT SPECIFICALLY INDICATED IN THE DRAWINGS BUT REQUIRED IN ORDER TO EXECUTE THE WORK.

D. HAZARDOUS MATERIAL ABATEMENT IS TO BE COMPLETED BY OWNER. HAZARDOUS MATERIAL INVENTORY REPORT IS AVAILABLE FOR REFERENCE FROM THE OWNER. CONTRACTOR SHALL NOTIFY THE OWNER IMMEDIATELY IF SUSPECTED HAZARDOUS MATERIALS ARE ENCOUNTERED AND HAZARDOUS MATERIALS SHALL BE ABATED BY OTHERS BEFORE PROCEEDING WITH SELECTIVE DEMOLITION.

E. CONTRACTOR TO PATCH ANY HOLES RESULTING FROM DEMOLITION WORK AND PATCH TO MATCH SURROUNDING FINISH MATERIAL.

F. CONTRACTOR TO NOTIFY THE ARCHITECT OF ANY HISTORICALLY SIGNIFICANT FEATURES UNCOVERED BEFORE DEMOLISHING THEM.

G. ALL HISTORIC ITEMS CALLED OUT TO BE SALVAGED NEED TO BE REMOVED CAREFULLY AND STORED FOR REINSTALLATION.

H. FIRE EXTINGUISHERS ON WALL TO BE REMOVED ARE TO BE RETURNED TO OWNER, DISPOSE CABINETS.

DEMOLITION LEGEND

DEMOLITION

EXISTING TO REMAIN

EXISTING GYPSUM CEILING TO REMAIN

REMOVE EXISTING ACT CEILING & INSULATION. DISPOSE.

KEY MAP



CRSA
ARCHITECTURE · PLANNING · INTERIORS
175 S MAIN STREET, STE 300 · SLC, UTAH 84111
801-355-5915 www.crsa-us.com

ARCHITECT
CRSA
175 S. MAIN ST., STE. 300
SALT LAKE CITY, UT 84111
C/O ZACH HESLOP
zheslop@crsa-ut.com
(801)746-4974

STRUCTURAL ENGINEER
REAVELEY ENGINEERS + ASSOC.
675 EAST 500 SOUTH, SUITE 400
SALT LAKE CITY, UT 84102
C/O JEROD JOHNSON
jjohnson@reaveley.com
(801) 486-3883

MECHANICAL ENGINEER
COLVIN ENGINEERING ASSOC.
505 E. SOUTH TEMPLE
SALT LAKE CITY, UT 84102
C/O ALLEN EVANS
aevans@cea-ut.com
(801) 322-2400

ELECTRICAL ENGINEER
SPECTRUM ENGINEERING
324 STATE ST. STE. 400
SALT LAKE CITY, UT 84102
C/O MICHAEL FACKRELL
michael.fackrell@speceng.com
(801) 328-5151

CM/GC
GRAMOLL CONSTRUCTION
155 S 750 W
NORTH SALT LAKE, UT 84054
C/O JIM GRAMOLL
jim.gramoll@gramoll.com
(801) 295-2341

RIO GRANDE DEPOT SEISMIC UPGRADE

300 SOUTH RIO GRANDE STREET
SALT LAKE CITY, UT 84101

DFCM PROJECT #20229080

STAMP

STATE OF UTAH
ZACHARY M. HESLOP
11965299-0301
LICENSED ARCHITECT

10/03/2022

ISSUE TYPE:	DATE:
BP-01 DD	October 3, 2022

PROJECT NUMBER:	21-031
DRAWN BY:	Author
CHECKED BY:	Checker

PHASE 2 ATTIC DEMOLITION RCP

2.AD113

2021-01-27 C:\Projects\Spectrum\project\21-031 Rio Grande Depot\Drawings\Layouts - Architecture\2.AD113.dwg
10/3/2022 11:47:39 AM
Author

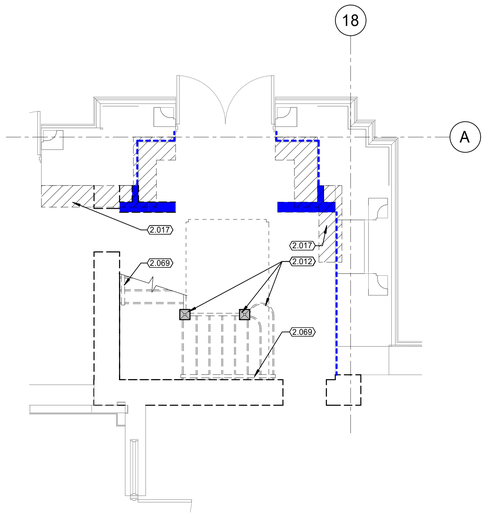

MAIN FLOOR ENLARGED DEMO PLAN - NW STAIR

D1 / 2.AD430 — 1/4" = 1'-0"

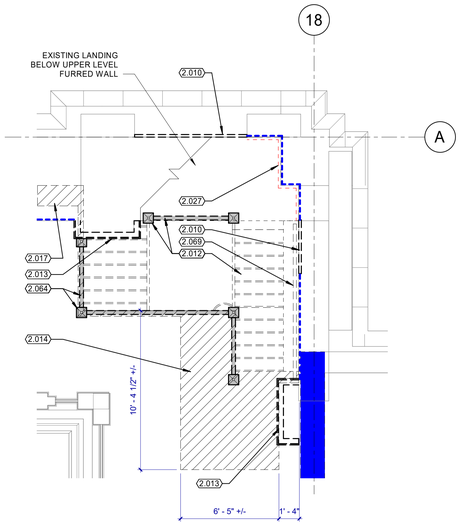

UPPER LEVEL ENLARGED DEMO PLAN - NW STAIR

D3 / 2.AD430 — 1/4" = 1'-0"

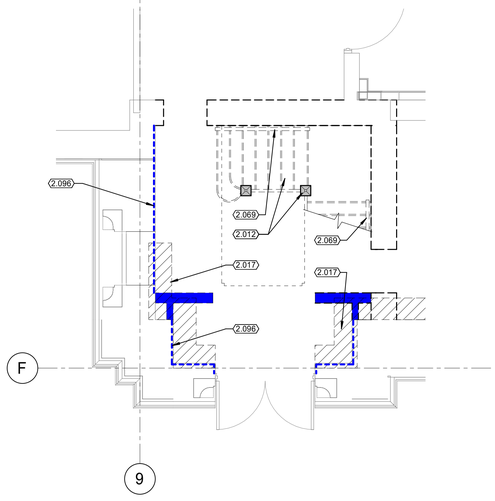

MAIN FLOOR ENLARGED DEMO PLAN - SE STAIR

B1 / 2.AD430 — 1/4" = 1'-0"

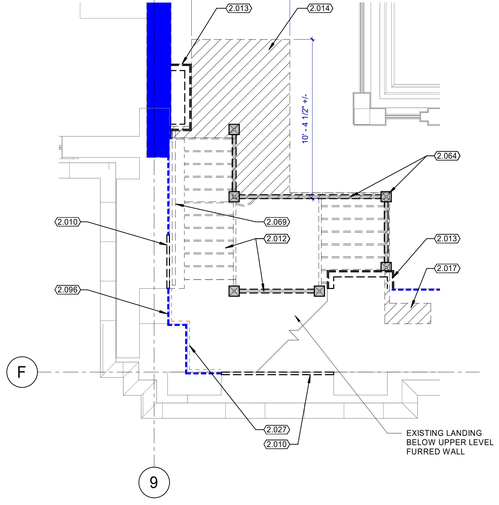

UPPER LEVEL ENLARGED DEMO PLAN - SE STAIR

B3 / 2.AD430 — 1/4" = 1'-0"

GENERAL NOTES

A. CONTRACTOR SHALL NOTIFY ARCHITECT IN WRITING OF DISCREPANCIES BETWEEN EXISTING CONDITIONS AND DRAWINGS BEFORE PROCEEDING WITH SELECTIVE DEMOLITION.

B. CONTRACTOR TO PROVIDE ANY TEMPORARY SHORING OF CEILING, FLOOR, ROOF, FOUNDATION, AND/OR WALL STRUCTURES UNTIL PERMANENT SUPPORT IS INSTALLED.

C. DEMOLITION WORK OF THIS CONTRACT INCLUDES ALL INCIDENTAL REMOVAL AND/OR MODIFICATION OF MINOR FEATURES NOT SPECIFICALLY INDICATED IN THE DRAWINGS BUT REQUIRED IN ORDER TO EXECUTE THE WORK.

D. HAZARDOUS MATERIAL ABATEMENT IS TO BE COMPLETED BY OWNER. HAZARDOUS MATERIAL INVENTORY REPORT IS AVAILABLE FOR REFERENCE FROM THE OWNER. CONTRACTOR SHALL NOTIFY THE OWNER IMMEDIATELY IF SUSPECTED HAZARDOUS MATERIALS ARE ENCOUNTERED AND HAZARDOUS MATERIALS SHALL BE ABATED BY OTHERS BEFORE PROCEEDING WITH SELECTIVE DEMOLITION.

E. CONTRACTOR TO PATCH ANY HOLES RESULTING FROM DEMOLITION WORK AND PATCH TO MATCH SURROUNDING FINISH MATERIAL.

F. CONTRACTOR TO NOTIFY THE ARCHITECT OF ANY HISTORICALLY SIGNIFICANT FEATURES UNCOVERED BEFORE DEMOLISHING THEM.

G. ALL HISTORIC ITEMS CALLED OUT TO BE SALVAGED NEED TO BE REMOVED CAREFULLY AND STORED FOR REINSTALLATION.

H. FIRE EXTINGUISHERS ON WALL TO BE REMOVED ARE TO BE RETURNED TO OWNER, DISPOSE CABINETS.

KEYNOTES

2.010	REMOVE WOOD GUARDS AT WINDOW OPENING. DISPOSE.
2.012	DISMANTLE STAIRCASE. SALVAGE CAST IRON NEWEL POSTS AND HORIZONTAL SECTIONS OF CAST IRON GUARDRAILS. SALVAGE STONE LANDINGS AND RISERS.
2.013	REMOVE PILASTER AFTER RELATED PROFILE MOLDS HAVE BEEN TAKEN AND APPROVED.
2.014	REMOVE FLOOR SLAB AT NEW STAIR LOCATION. APPROXIMATE EXTENT SHOWN. COORDINATE WITH CONSTRUCTION DOCUMENTS FOR ACTUAL SIZE OF FLOOR OPENING.
2.017	AREA OF FLOOR SLAB REMOVAL. SEE STRUCTURAL SHEETS SD101B AND SD102B.
2.027	REMOVE STONE BASE AND PLINTHS. SALVAGE FOR REUSE.
2.064	DISMANTLE GUARDRAILS. SALVAGE ALL ELEMENTS INCLUDING CAST IRON SKIRT FOR REINSTALLATION.
2.069	SALVAGE ALL WOOD HANDRAILS AND TOP RAILS. SALVAGE METAL WALL BRACKETS.
2.096	PLASTER FINISH TO BE REMOVED TO BRICK/BLOCK BY OWNER.

DEMOLITION LEGEND

- BUILDING ELEMENT REMOVE AND DISPOSE.
- EXISTING TO REMAIN.
- FLOOR SLAB REMOVE. DISPOSE.
- WALL/ FINISHES REMOVE BY OWNER.
- PLASTER WALLS ONLY REMOVE BY OWNER.
- REMOVE EXISTING CARPET U.N.O. DISPOSE. SEE STRUCTURAL SD SHEETS FOR EXTENT OF FLOOR SLAB REMOVAL BELOW EXISTING FINISHES AND SHORING REQUIREMENTS.

CRSA

ARCHITECTURE · PLANNING · INTERIORS

175 S MAIN STREET, STE 300 · SLC, UTAH 84111

801-355-5915 www.crsa-us.com

ARCHITECT
CRSA — C/O ZACH HESLOP
175 S. MAIN ST., STE. 300 — zheslop@crsa-us.com
SALT LAKE CITY, UT 84111 — (801)746-4974

STRUCTURAL ENGINEER
REAVELEY ENGINEERS + ASSOC. — C/O JEROD JOHNSON
675 EAST 500 SOUTH, SUITE 400 — jjohnson@reaveley.com
SALT LAKE CITY, UT 84102 — (801) 486-3883

MECHANICAL ENGINEER
COLVIN ENGINEERING ASSOC. — C/O ALLEN EVANS
505 E. SOUTH TEMPLE — aevans@cea-ut.com
SALT LAKE CITY, UT 84102 — (801) 322-2400

ELECTRICAL ENGINEER
SPECTRUM ENGINEERING — C/O MICHAEL FACKRELL
324 STATE ST. STE. 400 — michael.fackrell@speceng.com
SALT LAKE CITY, UT 84102 — (801) 328-5151

CM/GC
GRAMOLL CONSTRUCTION — C/O JIM GRAMOLL
155 S 750 W — jim.gramoll@gramoll.com
NORTH SALT LAKE, UT 84054 — (801) 295-2341

RIO GRANDE DEPOT SEISMIC UPGRADE

300 SOUTH RIO GRANDE STREET
SALT LAKE CITY, UT 84101

DFCM PROJECT #20229080

STAMP

STATE OF UTAH — ZACHARY M. HESLOP — 11965299-0301 — LICENSED ARCHITECT

10/03/2022

ISSUE TYPE:	DATE:
BP-01 DD	October 3, 2022

PROJECT NUMBER:	21-031
DRAWN BY:	Author
CHECKED BY:	Checker

PHASE 2 STAIR DEMOLITION

2.AD430

Autodesk Docs://Rio Grande Depot Seismic Upgrade/21-031 Rio Grande Depot Seismic Upgrade_Architecture.rvt
10/3/2022 10:47:21 PM

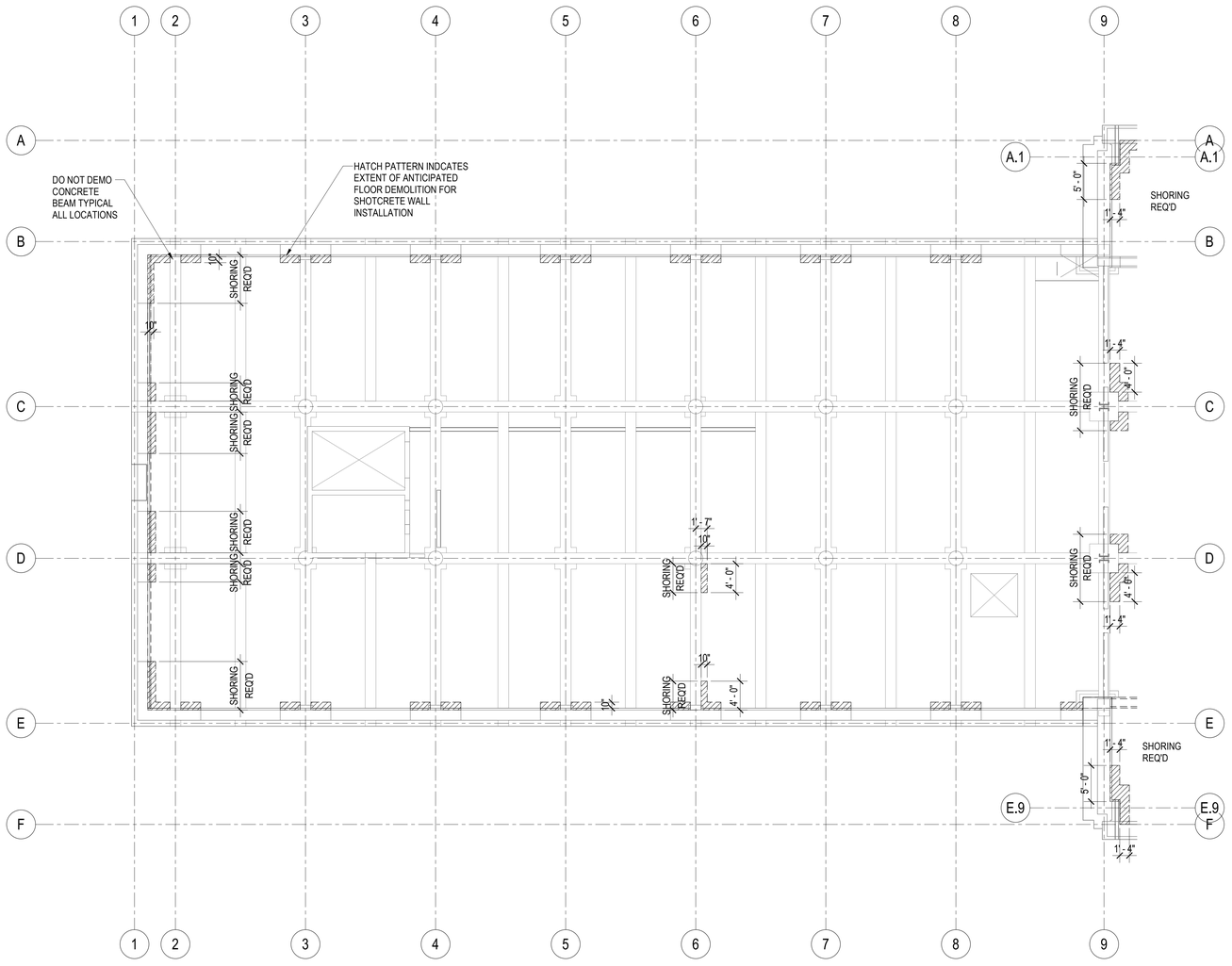

A1 SD101A MAIN FLOOR DEMO PLAN - SOUTH WING

SCALE: 1/8" = 1'-0"

EXISTING BUILDING DEMO NOTES

1. THE CONTRACTOR SHALL FIELD VERIFY ALL EXISTING CONDITIONS PRIOR TO DEMOLISHING ANY STRUCTURAL ELEMENT. ALL DISCREPANCIES SHALL BE BROUGHT TO THE ATTENTION OF THE DESIGN TEAM IN A TIMELY MANNER SUCH THAT WORK WILL NOT BE DELAYED.

2. THE CONTRACTOR SHALL PROVIDE ADEQUATE SHORING OF EXISTING STRUCTURE DURING CONSTRUCTION.

FLOOR DEMO NOTES

1. INDICATES EXTENT OF FLOOR DEMO

2. DO NOT DEMO ANY EXISTING CONCRETE BEAM

3. THE CONTRACTOR SHALL PROVIDE ADEQUATE SHORTING OF EXISTING STRUCTURE DURING DEMOLITION. SHORING SHOWN ON DRAWINGS IS FOR REFERENCE ONLY

4. THERE WILL BE ADDITIONAL FLOOR DEMOLITION REQUIREMENTS FOR THE NEW CONCRETE SHEARWALLS AND SEISMIC UPGRADES. WHERE EXISTING CONCRETE BEAMS ARE LOCATED UNDER HIGHLY LOADED CONCRETE WALLS. FUTURE DEMOLITION OF CONCRETE WILL BE REQUIRED AROUND EXISTING CONCRETE BEAM REINFORCING. TEMPORARY SHORING MAY BE REQUIRED FOR STABILITY DURING CONSTRUCTION

5. STRUCTURAL DEMO DRAWINGS HAVE BEEN PREPARED TO ONLY DEPICT EXTENT OF FLOOR DEMOLITION. SEE ARCH FOR REMAINING DEMOLITION REQUIREMENTS

KEY MAP

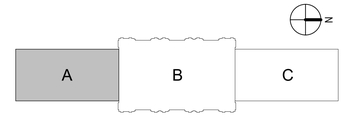

CRSA
ARCHITECTURE · PLANNING · INTERIORS
649 E SOUTH TEMPLE
SALT LAKE CITY, UT 84102
801.355.5915 · www.crsa-us.com

ARCHITECT
CRSA
175 S. MAIN ST., STE. 300
SALT LAKE CITY, UT 84111
C/O ZACH HESLOP
zheslop@crsa-us.com
(801)746-4974

STRUCTURAL ENGINEER
REAVELEY ENGINEERS + ASSOC.
515 EAST 100 SOUTH, SUITE 1200
SALT LAKE CITY, UT 84102
C/O JEROD JOHNSON
johnson@reaveley.com
(801) 486-3883

MECHANICAL ENGINEER
COLVIN ENGINEERING ASSOC.
505 E. SOUTH TEMPLE
SALT LAKE CITY, UT 84102
C/O ALLEN EVANS
aevans@cea-ut.com
(801) 322-2400

ELECTRICAL ENGINEER
SPECTRUM ENGINEERING
324 STATE ST. STE. 400
SALT LAKE CITY, UT 84102
C/O MICHAEL FACKRELL
michael.fackrell@speceng.com
(801) 328-5151

CM/GC
GRAMOLL CONSTRUCTION
155 S 750 W
NORTH SALT LAKE, UT 84054
C/O JIM GRAMOLL
jim.gramoll@gramoll.com
(801) 295-2341

RIO GRANDE DEPOT SEISMIC UPGRADE

300 SOUTH RIO GRANDE STREET
SALT LAKE CITY, UT 84101

DFCM PROJECT #20229080

STAMP

NOT FOR CONSTRUCTION
FOR REFERENCE ONLY

ISSUE	DATE:
BP-02	10/03/2022

PROJECT NUMBER:	21-031
DRAWN BY:	JTA/RE+A
CHECKED BY:	AHG/RE+A

MAIN FLOOR DEMO PLAN - SOUTH WING

SD101A



A1 / SD101B MAIN FLOOR DEMO PLAN - GRAND LOBBY

SCALE: 1/8" = 1'-0"

EXISTING BUILDING DEMO NOTES

1. THE CONTRACTOR SHALL FIELD VERIFY ALL EXISTING CONDITIONS PRIOR TO DEMOLISHING ANY STRUCTURAL ELEMENT. ALL DISCREPANCIES SHALL BE BROUGHT TO THE ATTENTION OF THE DESIGN TEAM IN A TIMELY MANNER SUCH THAT WORK WILL NOT BE DELAYED.

2. THE CONTRACTOR SHALL PROVIDE ADEQUATE SHORING OF EXISTING STRUCTURE DURING CONSTRUCTION.

FLOOR DEMO NOTES

1. INDICATES EXTENT OF FLOOR DEMO

2. DO NOT DEMO ANY EXISTING CONCRETE BEAM

3. THE CONTRACTOR SHALL PROVIDE ADEQUATE SHORTING OF EXISTING STRUCTURE DURING DEMOLITION. SHORING SHOWN ON DRAWINGS IS FOR REFERENCE ONLY

4. THERE WILL BE ADDITIONAL FLOOR DEMOLITION REQUIREMENTS FOR THE NEW CONCRETE SHEARWALLS AND SEISMIC UPGRADES. WHERE EXISTING CONCRETE BEAMS ARE LOCATED UNDER HIGHLY LOADED CONCRETE WALLS, FUTURE DEMOLITION OF CONCRETE WILL BE REQUIRED AROUND EXISTING CONCRETE BEAM REINFORCING. TEMPORARY SHORING MAY BE REQUIRED FOR STABILITY DURING CONSTRUCTION

5. STRUCTURAL DEMO DRAWINGS HAVE BEEN PREPARED TO ONLY DEPICT EXTENT OF FLOOR DEMOLITION. SEE ARCH FOR REMAINING DEMOLITION REQUIREMENTS

KEY MAP

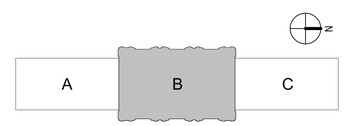

CRSA
ARCHITECTURE · PLANNING · INTERIORS
649 E SOUTH TEMPLE
SALT LAKE CITY, UT 84102
801.355.5915 · www.crsa-us.com

ARCHITECT
CRSA
175 S. MAIN ST., STE. 300
SALT LAKE CITY, UT 84111
C/O ZACH HESLOP
zheslop@crsa-us.com
(801)746-4974

STRUCTURAL ENGINEER
REAVELEY ENGINEERS + ASSOC.
515 EAST 100 SOUTH, SUITE 1200
SALT LAKE CITY, UT 84102
C/O JEROD JOHNSON
jjohnson@reaveley.com
(801) 486-3883

MECHANICAL ENGINEER
COLVIN ENGINEERING ASSOC.
505 E. SOUTH TEMPLE
SALT LAKE CITY, UT 84102
C/O ALLEN EVANS
aevans@cea-ut.com
(801) 322-2400

ELECTRICAL ENGINEER
SPECTRUM ENGINEERING
324 STATE ST. STE. 400
SALT LAKE CITY, UT 84102
C/O MICHAEL FACKRELL
michael.fackrell@speceng.com
(801) 328-5151

CM/GC
GRAMOLL CONSTRUCTION
155 S 750 W
NORTH SALT LAKE, UT 84054
C/O JIM GRAMOLL
jim.gramoll@gramoll.com
(801) 295-2341

RIO GRANDE DEPOT SEISMIC UPGRADE

300 SOUTH RIO GRANDE STREET
SALT LAKE CITY, UT 84101

DFCM PROJECT #20229080

STAMP

NOT FOR CONSTRUCTION
FOR REFERENCE ONLY

ISSUE	DATE:
BP-02	10/03/2022

PROJECT NUMBER:	21-031
DRAWN BY:	JTA/RE+A
CHECKED BY:	AHG/RE+A

MAIN FLOOR DEMO PLAN - GRAND LOBBY

SD101B

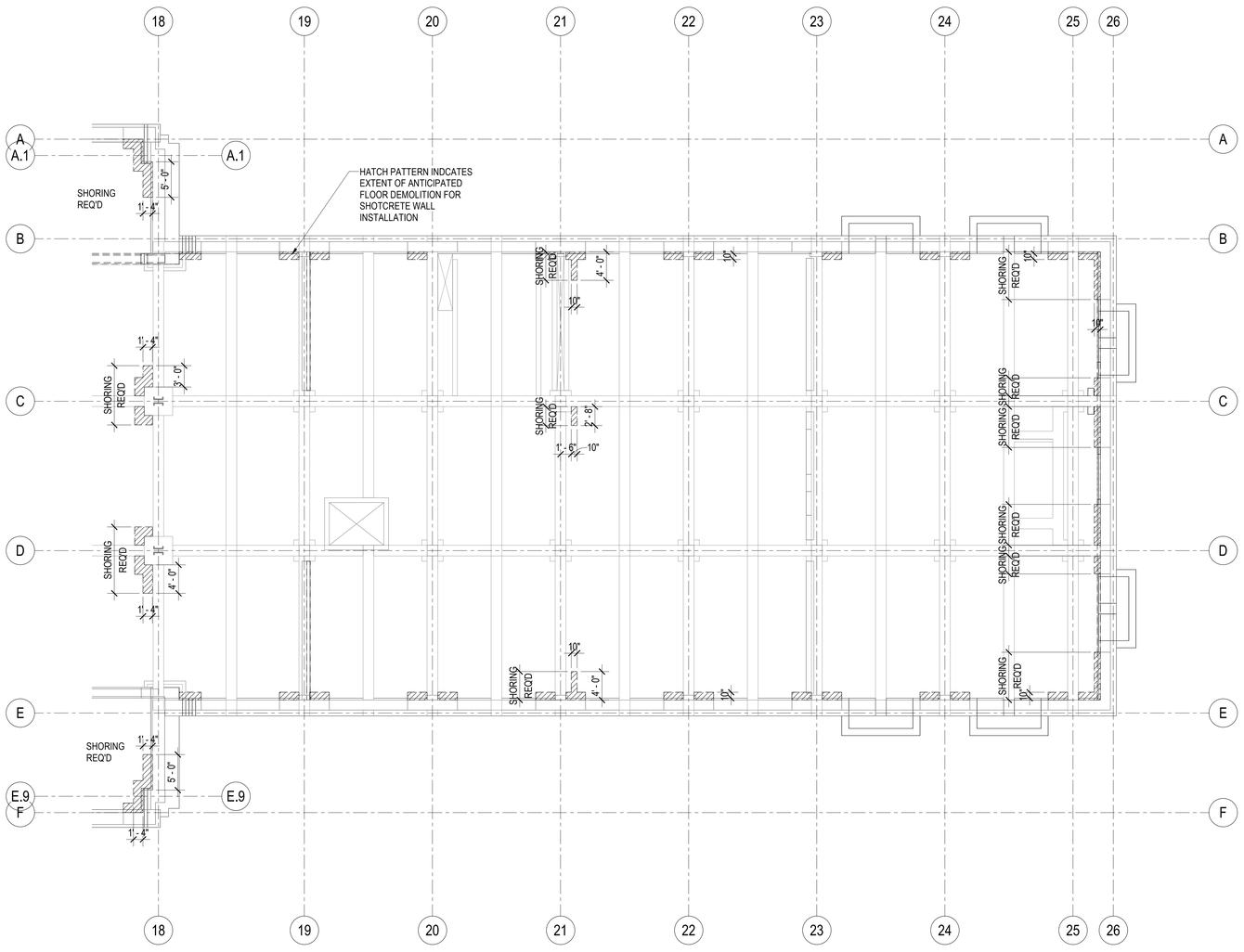

A1 MAIN FLOOR DEMO PLAN - NORTH WING
SD101C SCALE: 1/8" = 1'-0"

EXISTING BUILDING DEMO NOTES

1. THE CONTRACTOR SHALL FIELD VERIFY ALL EXISTING CONDITIONS PRIOR TO DEMOLISHING ANY STRUCTURAL ELEMENT. ALL DISCREPANCIES SHALL BE BROUGHT TO THE ATTENTION OF THE DESIGN TEAM IN A TIMELY MANNER SUCH THAT WORK WILL NOT BE DELAYED.

2. THE CONTRACTOR SHALL PROVIDE ADEQUATE SHORING OF EXISTING STRUCTURE DURING CONSTRUCTION.

FLOOR DEMO NOTES

1. INDICATES EXTENT OF FLOOR DEMO

2. DO NOT DEMO ANY EXISTING CONCRETE BEAM

3. THE CONTRACTOR SHALL PROVIDE ADEQUATE SHORTING OF EXISTING STRUCTURE DURING DEMOLITION. SHORING SHOWN ON DRAWINGS IS FOR REFERENCE ONLY

4. THERE WILL BE ADDITIONAL FLOOR DEMOLITION REQUIREMENTS FOR THE NEW CONCRETE SHEARWALLS AND SEISMIC UPGRADES. WHERE EXISTING CONCRETE BEAMS ARE LOCATED UNDER HIGHLY LOADED CONCRETE WALLS. FUTURE DEMOLITION OF CONCRETE WILL BE REQUIRED AROUND EXISTING CONCRETE BEAM REINFORCING. TEMPORARY SHORING MAY BE REQUIRED FOR STABILITY DURING CONSTRUCTION

5. STRUCTURAL DEMO DRAWINGS HAVE BEEN PREPARED TO ONLY DEPICT EXTENT OF FLOOR DEMOLITION. SEE ARCH FOR REMAINING DEMOLITION REQUIREMENTS

KEY MAP

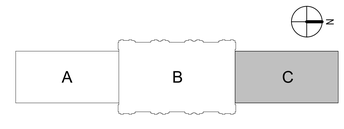

CRSA
ARCHITECTURE · PLANNING · INTERIORS
649 E SOUTH TEMPLE
SALT LAKE CITY, UT 84102
801.355.5915 · www.crsa-us.com

ARCHITECT
CRSA — C/O ZACH HESLOP
175 S. MAIN ST., STE. 300 — zheslop@crsa-us.com
SALT LAKE CITY, UT 84111 — (801)746-4974

STRUCTURAL ENGINEER
REAVELEY ENGINEERS + ASSOC. — C/O JEROD JOHNSON
515 EAST 100 SOUTH, SUITE 1200 — johnson@reaveley.com
SALT LAKE CITY, UT 84102 — (801) 486-3883

MECHANICAL ENGINEER
COLVIN ENGINEERING ASSOC. — C/O ALLEN EVANS
505 E. SOUTH TEMPLE — aevans@cea-ut.com
SALT LAKE CITY, UT 84102 — (801) 322-2400

ELECTRICAL ENGINEER
SPECTRUM ENGINEERING — C/O MICHAEL FACKRELL
324 STATE ST. STE. 400 — michael.fackrell@speceng.com
SALT LAKE CITY, UT 84102 — (801) 328-5151

CM/GC
GRAMOLL CONSTRUCTION — C/O JIM GRAMOLL
155 S 750 W — jim.gramoll@gramoll.com
NORTH SALT LAKE, UT 84054 — (801) 295-2341

RIO GRANDE DEPOT SEISMIC UPGRADE

300 SOUTH RIO GRANDE STREET
SALT LAKE CITY, UT 84101

DFCM PROJECT #20229080

STAMP

NOT FOR CONSTRUCTION
FOR REFERENCE ONLY

ISSUE	DATE:
BP-02	10/03/2022

PROJECT NUMBER:	21-031
DRAWN BY:	JTA/RE+A
CHECKED BY:	AHG/RE+A

MAIN FLOOR DEMO PLAN - NORTH WING

SD101C

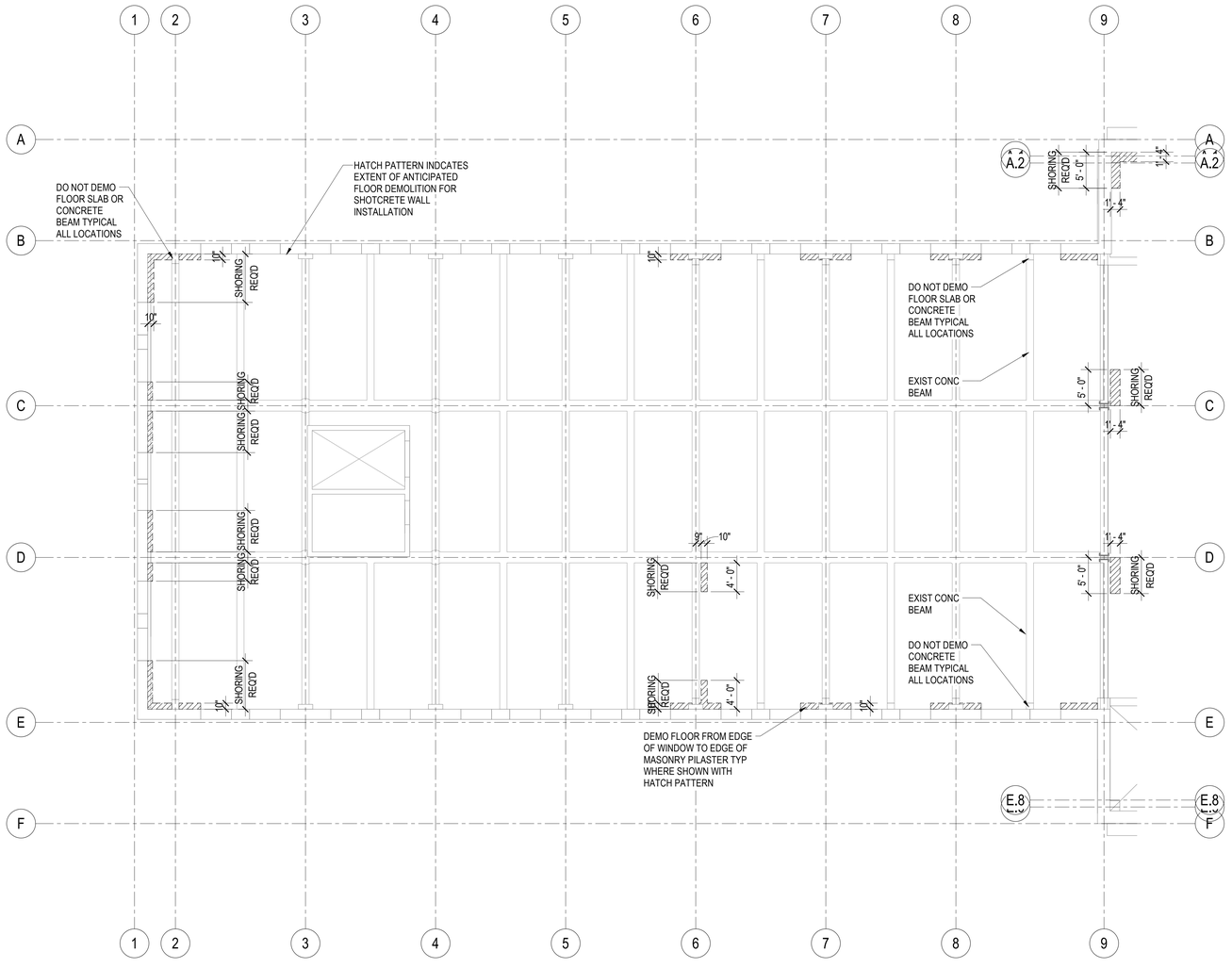

A1 SD102A UPPER FLOOR DEMO PLAN - SOUTH WING

SCALE: 1/8" = 1'-0"

EXISTING BUILDING DEMO NOTES

1. THE CONTRACTOR SHALL FIELD VERIFY ALL EXISTING CONDITIONS PRIOR TO DEMOLISHING ANY STRUCTURAL ELEMENT. ALL DISCREPANCIES SHALL BE BROUGHT TO THE ATTENTION OF THE DESIGN TEAM IN A TIMELY MANNER SUCH THAT WORK WILL NOT BE DELAYED.

2. THE CONTRACTOR SHALL PROVIDE ADEQUATE SHORING OF EXISTING STRUCTURE DURING CONSTRUCTION.

FLOOR DEMO NOTES

1. INDICATES EXTENT OF FLOOR DEMO

2. DO NOT DEMO ANY EXISTING CONCRETE BEAM

3. THE CONTRACTOR SHALL PROVIDE ADEQUATE SHORTING OF EXISTING STRUCTURE DURING DEMOLITION. SHORING SHOWN ON DRAWINGS IS FOR REFERENCE ONLY

4. THERE WILL BE ADDITIONAL FLOOR DEMOLITION REQUIREMENTS FOR THE NEW CONCRETE SHEARWALLS AND SEISMIC UPGRADES. WHERE EXISTING CONCRETE BEAMS ARE LOCATED UNDER HIGHLY LOADED CONCRETE WALLS, FUTURE DEMOLITION OF CONCRETE WILL BE REQUIRED AROUND EXISTING CONCRETE BEAM REINFORCING. TEMPORARY SHORING MAY BE REQUIRED FOR STABILITY DURING CONSTRUCTION

5. STRUCTURAL DEMO DRAWINGS HAVE BEEN PREPARED TO ONLY DEPICT EXTENT OF FLOOR DEMOLITION. SEE ARCH FOR REMAINING DEMOLITION REQUIREMENTS

KEY MAP

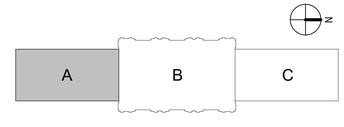

CRSA
ARCHITECTURE · PLANNING · INTERIORS
649 E SOUTH TEMPLE
SALT LAKE CITY, UT 84102
801.355.5915 · www.crsa-us.com

ARCHITECT
CRSA — C/O ZACH HESLOP
175 S. MAIN ST., STE. 300 — zheslop@crsa-us.com
SALT LAKE CITY, UT 84111 — (801)746-4974

STRUCTURAL ENGINEER
REAVELEY ENGINEERS + ASSOC. — C/O JEROD JOHNSON
515 EAST 100 SOUTH, SUITE 1200 — johnson@reaveley.com
SALT LAKE CITY, UT 84102 — (801) 486-3883

MECHANICAL ENGINEER
COLVIN ENGINEERING ASSOC. — C/O ALLEN EVANS
505 E. SOUTH TEMPLE — aevans@cea-ut.com
SALT LAKE CITY, UT 84102 — (801) 322-2400

ELECTRICAL ENGINEER
SPECTRUM ENGINEERING — C/O MICHAEL FACKRELL
324 STATE ST. STE. 400 — michael.fackrell@speceng.com
SALT LAKE CITY, UT 84102 — (801) 328-5151

CM/GC
GRAMOLL CONSTRUCTION — C/O JIM GRAMOLL
155 S 750 W — jim.gramoll@gramoll.com
NORTH SALT LAKE, UT 84054 — (801) 295-2341

RIO GRANDE DEPOT SEISMIC UPGRADE

300 SOUTH RIO GRANDE STREET
SALT LAKE CITY, UT 84101

DFCM PROJECT #20229080

STAMP

NOT FOR CONSTRUCTION
FOR REFERENCE ONLY

ISSUE	DATE:
BP-02	10/03/2022

PROJECT NUMBER:	21-031
DRAWN BY:	JTA/RE+A
CHECKED BY:	AHG/RE+A

UPPER FLOOR DEMO PLAN - SOUTH WING

SD102A

10/3/2022 10:48:36 AM C:\Users\jtaylor\Documents\Projects\2021\21-031_Rio Grande Depot Seismic Upgrade_central_jtaylor.rvt

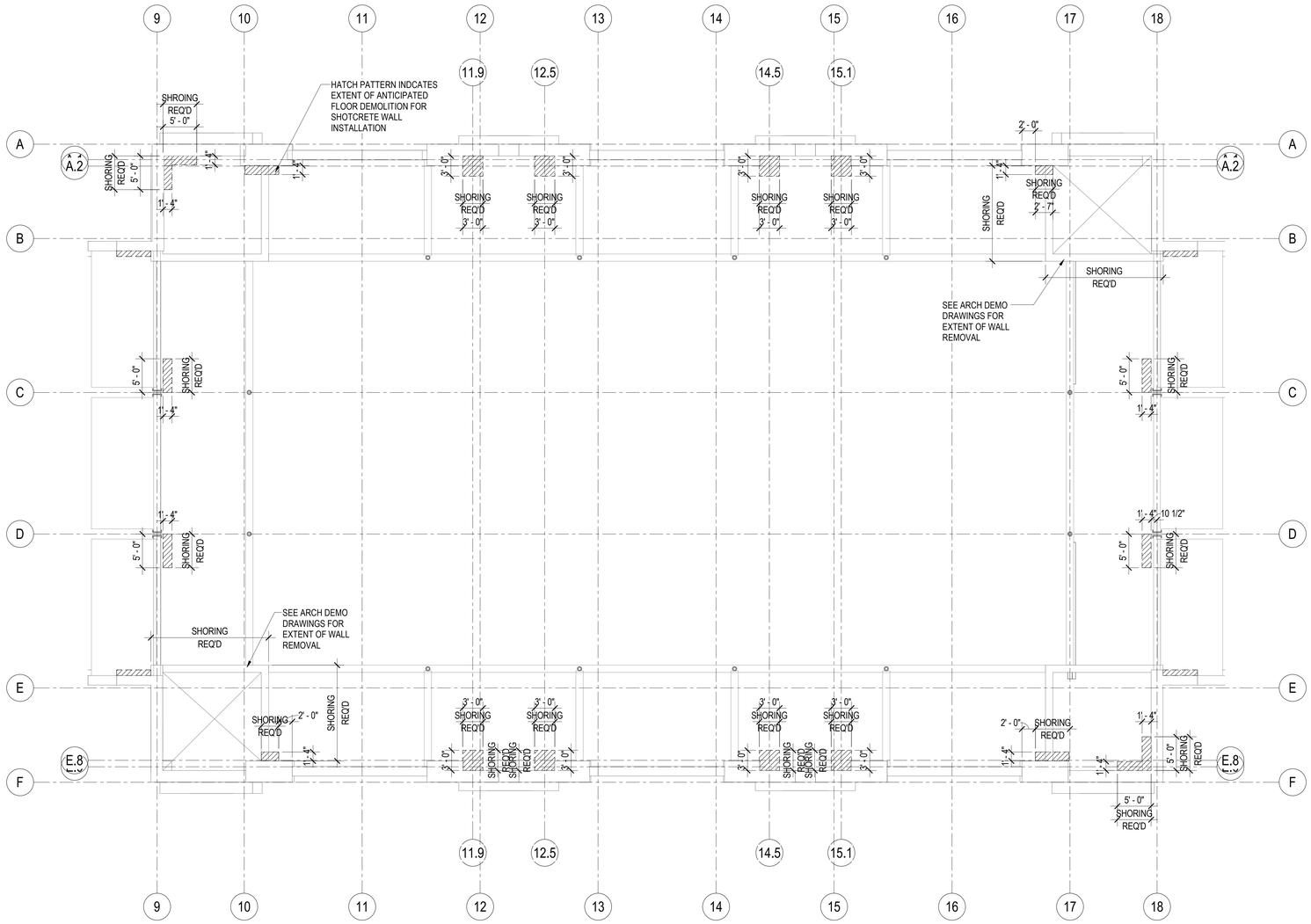

A1 / SD102B UPPER FLOOR DEMO PLAN - GRAND LOBBY

SCALE: 1/8" = 1'-0"

EXISTING BUILDING DEMO NOTES

1. THE CONTRACTOR SHALL FIELD VERIFY ALL EXISTING CONDITIONS PRIOR TO DEMOLISHING ANY STRUCTURAL ELEMENT. ALL DISCREPANCIES SHALL BE BROUGHT TO THE ATTENTION OF THE DESIGN TEAM IN A TIMELY MANNER SUCH THAT WORK WILL NOT BE DELAYED.

2. THE CONTRACTOR SHALL PROVIDE ADEQUATE SHORING OF EXISTING STRUCTURE DURING CONSTRUCTION.

FLOOR DEMO NOTES

1. INDICATES EXTENT OF FLOOR DEMO

2. DO NOT DEMO ANY EXISTING CONCRETE BEAM

3. THE CONTRACTOR SHALL PROVIDE ADEQUATE SHORTING OF EXISTING STRUCTURE DURING DEMOLITION. SHORING SHOWN ON DRAWINGS IS FOR REFERENCE ONLY

4. THERE WILL BE ADDITIONAL FLOOR DEMOLITION REQUIREMENTS FOR THE NEW CONCRETE SHEARWALLS AND SEISMIC UPGRADES. WHERE EXISTING CONCRETE BEAMS ARE LOCATED UNDER HIGHLY LOADED CONCRETE WALLS, FUTURE DEMOLITION OF CONCRETE WILL BE REQUIRED AROUND EXISTING CONCRETE BEAM REINFORCING. TEMPORARY SHORING MAY BE REQUIRED FOR STABILITY DURING CONSTRUCTION

5. STRUCTURAL DEMO DRAWINGS HAVE BEEN PREPARED TO ONLY DEPICT EXTENT OF FLOOR DEMOLITION. SEE ARCH FOR REMAINING DEMOLITION REQUIREMENTS

KEY MAP

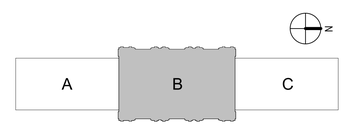

CRSA
ARCHITECTURE · PLANNING · INTERIORS
649 E SOUTH TEMPLE
SALT LAKE CITY, UT 84102
801.355.5915 · www.crsa-us.com

ARCHITECT
CRSA
175 S. MAIN ST., STE. 300
SALT LAKE CITY, UT 84111
C/O ZACH HESLOP
zheslop@crsa-us.com
(801)746-4974

STRUCTURAL ENGINEER
REAVELEY ENGINEERS + ASSOC.
515 EAST 100 SOUTH, SUITE 1200
SALT LAKE CITY, UT 84102
C/O JEROD JOHNSON
johnson@reaveley.com
(801) 486-3883

MECHANICAL ENGINEER
COLVIN ENGINEERING ASSOC.
505 E. SOUTH TEMPLE
SALT LAKE CITY, UT 84102
C/O ALLEN EVANS
aevans@cea-ut.com
(801) 322-2400

ELECTRICAL ENGINEER
SPECTRUM ENGINEERING
324 STATE ST. STE. 400
SALT LAKE CITY, UT 84102
C/O MICHAEL FACKRELL
michael.fackrell@speceng.com
(801) 328-5151

CM/GC
GRAMOLL CONSTRUCTION
155 S 750 W
NORTH SALT LAKE, UT 84054
C/O JIM GRAMOLL
jim.gramoll@gramoll.com
(801) 295-2341

RIO GRANDE DEPOT SEISMIC UPGRADE

300 SOUTH RIO GRANDE STREET
SALT LAKE CITY, UT 84101

DFCM PROJECT #20229080

STAMP

NOT FOR CONSTRUCTION
FOR REFERENCE ONLY

ISSUE	DATE:
BP-02	10/03/2022

PROJECT NUMBER:	21-031
DRAWN BY:	JTA/RE+A
CHECKED BY:	AHG/RE+A

UPPER FLOOR DEMO PLAN - GRAND LOBBY

SD102B

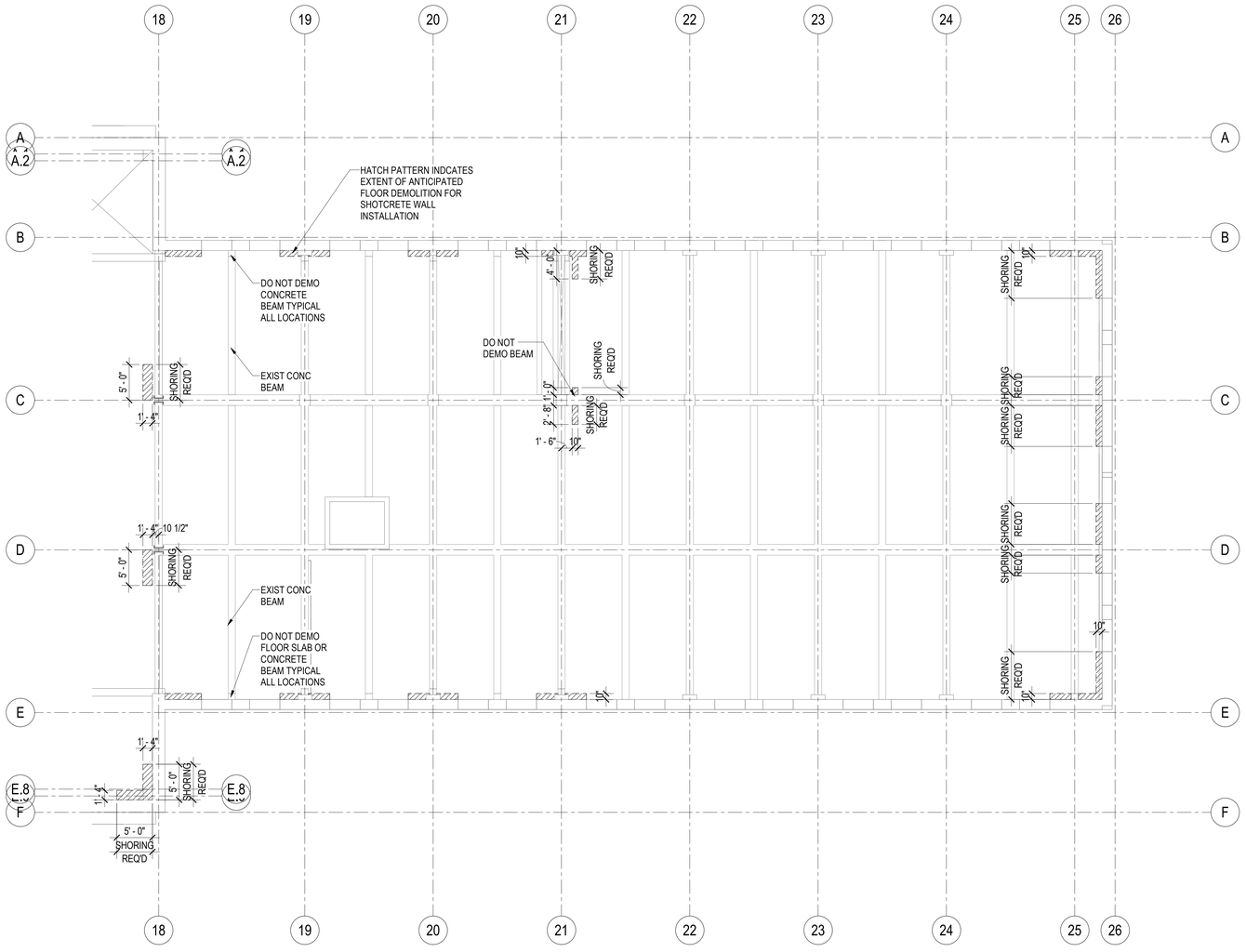

A1 / SD102C UPPER FLOOR DEMO PLAN - SOUTH WING

SCALE: 1/8" = 1'-0"

EXISTING BUILDING DEMO NOTES

1. THE CONTRACTOR SHALL FIELD VERIFY ALL EXISTING CONDITIONS PRIOR TO DEMOLISHING ANY STRUCTURAL ELEMENT. ALL DISCREPANCIES SHALL BE BROUGHT TO THE ATTENTION OF THE DESIGN TEAM IN A TIMELY MANNER SUCH THAT WORK WILL NOT BE DELAYED.

2. THE CONTRACTOR SHALL PROVIDE ADEQUATE SHORING OF EXISTING STRUCTURE DURING CONSTRUCTION.

FLOOR DEMO NOTES

1. INDICATES EXTENT OF FLOOR DEMO

2. DO NOT DEMO ANY EXISTING CONCRETE BEAM

3. THE CONTRACTOR SHALL PROVIDE ADEQUATE SHORTING OF EXISTING STRUCTURE DURING DEMOLITION. SHORING SHOWN ON DRAWINGS IS FOR REFERENCE ONLY

4. THERE WILL BE ADDITIONAL FLOOR DEMOLITION REQUIREMENTS FOR THE NEW CONCRETE SHEARWALLS AND SEISMIC UPGRADES. WHERE EXISTING CONCRETE BEAMS ARE LOCATED UNDER HIGHLY LOADED CONCRETE WALLS. FUTURE DEMOLITION OF CONCRETE WILL BE REQUIRED AROUND EXISTING CONCRETE BEAM REINFORCING. TEMPORARY SHORING MAY BE REQUIRED FOR STABILITY DURING CONSTRUCTION

5. STRUCTURAL DEMO DRAWINGS HAVE BEEN PREPARED TO ONLY DEPICT EXTENT OF FLOOR DEMOLITION. SEE ARCH FOR REMAINING DEMOLITION REQUIREMENTS

KEY MAP

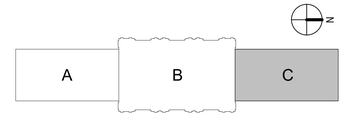

CRSA
ARCHITECTURE · PLANNING · INTERIORS
649 E SOUTH TEMPLE
SALT LAKE CITY, UT 84102
801.355.5915 · www.crsa-us.com

ARCHITECT
CRSA
175 S. MAIN ST., STE. 300
SALT LAKE CITY, UT 84111
C/O ZACH HESLOP
zheslop@crsa-us.com
(801)746-4974

STRUCTURAL ENGINEER
REAVELEY ENGINEERS + ASSOC.
515 EAST 100 SOUTH, SUITE 1200
SALT LAKE CITY, UT 84102
C/O JEROD JOHNSON
johnson@reaveley.com
(801) 486-3883

MECHANICAL ENGINEER
COLVIN ENGINEERING ASSOC.
505 E. SOUTH TEMPLE
SALT LAKE CITY, UT 84102
C/O ALLEN EVANS
aevans@cea-ut.com
(801) 322-2400

ELECTRICAL ENGINEER
SPECTRUM ENGINEERING
324 STATE ST. STE. 400
SALT LAKE CITY, UT 84102
C/O MICHAEL FACKRELL
michael.fackrell@speceng.com
(801) 328-5151

CM/GC
GRAMOLL CONSTRUCTION
155 S 750 W
NORTH SALT LAKE, UT 84054
C/O JIM GRAMOLL
jim.gramoll@gramoll.com
(801) 295-2341

RIO GRANDE DEPOT SEISMIC UPGRADE

300 SOUTH RIO GRANDE STREET
SALT LAKE CITY, UT 84101

DFCM PROJECT #20229080

STAMP

NOT FOR CONSTRUCTION
FOR REFERENCE ONLY

ISSUE	DATE:
BP-02	10/03/2022

PROJECT NUMBER:	21-031
DRAWN BY:	JTA/RE+A
CHECKED BY:	AHG/RE+A

UPPER FLOOR DEMO PLAN - NORTH WING

SD102C



B1 / SD501 FAUX BEAM DEMO LINE PHOTO

SCALE: 1" = 1'-0"

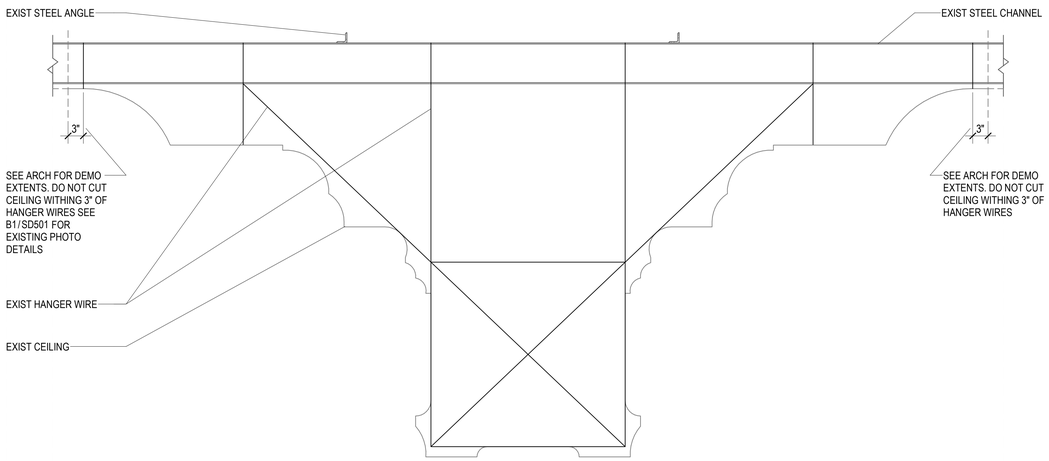

A1 / SD501 EAST TO WEST FAUX BEAM DEMO CUTS

NO SCALE

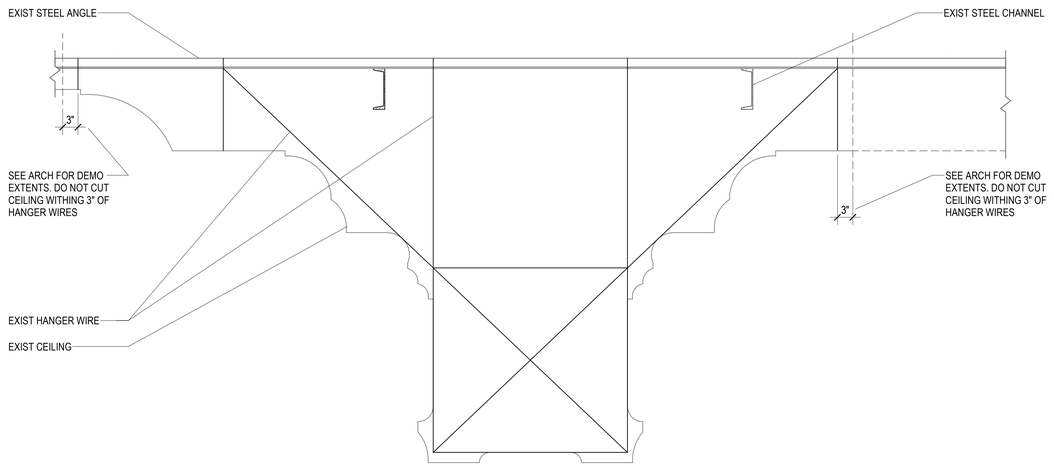

A3 / SD501 NORTH TO SOUTH FAUX BEAM DEMO CUTS

NO SCALE

CRSA

ARCHITECTURE · PLANNING · INTERIORS

649 E SOUTH TEMPLE
SALT LAKE CITY, UT 84102
801.355.5915 · www.crsa-us.com

ARCHITECT	
CRSA 175 S. MAIN ST., STE. 300 SALT LAKE CITY, UT 84111	C/O ZACH HESLOP zheslop@crsa-us.com (801)746-4974
STRUCTURAL ENGINEER	
REAVELEY ENGINEERS + ASSOC. 515 EAST 100 SOUTH, SUITE 1200 SALT LAKE CITY, UT 84102	C/O JEROD JOHNSON jjohnson@reaveley.com (801) 486-3883
MECHANICAL ENGINEER	
COLVIN ENGINEERING ASSOC. 505 E. SOUTH TEMPLE SALT LAKE CITY, UT 84102	C/O ALLEN EVANS aevans@cea-ut.com (801) 322-2400
ELECTRICAL ENGINEER	
SPECTRUM ENGINEERING 324 STATE ST. STE. 400 SALT LAKE CITY, UT 84102	C/O MICHAEL FACKRELL michael.fackrell@speceng.com (801) 328-5151
CM/GC	
GRAMOLL CONSTRUCTION 155 S 750 W NORTH SALT LAKE, UT 84054	C/O JIM GRAMOLL jim.gramoll@gramoll.com (801) 295-2341

RIO GRANDE DEPOT SEISMIC UPGRADE

300 SOUTH RIO GRANDE STREET
SALT LAKE CITY, UT 84101

DFCM PROJECT #20229080

STAMP

NOT FOR CONSTRUCTION
FOR REFERENCE ONLY

ISSUE	DATE:
BP-02	10/03/2022

PROJECT NUMBER:	21-031
DRAWN BY:	JTA/RE+A
CHECKED BY:	AHG/RE+A

DEMOLITION FRAMING DETAILS

SD501

FIRE LEGEND

NOTE: NOT ALL SYMBOLS WILL BE USED ON SHEETS.

FIRE DEPT. HORN & LIGHT	
FIRE HOSE CABINET	
FIRE SERVICE	X" F
YARD HYDRANT	
FLOOR DRAIN	
FLOOR OR GRADE CLEANOUT	
FLOOR SINK	
GRADE CLEANOUT W/ CONCRETE PAD	
HOSE BIBB OR SILLCOCK	
MANHOLE	
POST TYPE FDC CONNECTION	
REDUCED PRESSURE BACKFLOW PREVENTOR	RPBP
VENT THROUGH THE ROOF	
WALL CLEANOUT	
WALL TYPE FDC CONNECTION	
EXPANSION JOINT	
FLEXIBLE PIPE CONNECTION	
HEAT TRACING	
AQUASTAT	
IN-LINE PUMP	
PRESSURE GAUGE W/ PRESSURE COCK	
STRAINER	
TEMPERATURE & PRESSURE TEST PLUG	
TEMPERATURE SENSING WELL	
THERMOMETER	
VENTURI FLOW METER	
ELBOW DOWN	
ELBOW UP	
PIPE CAP	
REDUCER	
TEE DOWN	
UNION	
CONDENSATE DRAIN	X" D
DOMESTIC COLD WATER	X" DCW
DOMESTIC HOT WATER	X" DHW
DOMESTIC HOT WATER RECIRC.	X" DHWR
GREASE WASTE ABOVE GRADE	X" GW
GREASE WASTE BELOW GRADE	X" GW
OVERFLOW DRAIN	X" OD
ROOF DRAIN	X" RD
SANITARY (PLBG) VENT	X" V
SANITARY WASTE ABOVE GRADE	X" W
SANITARY WASTE BELOW GRADE	X" W
COMPRESSED AIR	X" CA
TEMPERED WATER	X" T
ARGON	X" AR
DEIONIZED WATER RETURN	X" DIR

DEIONIZED WATER SUPPLY	X" DI
FUEL OIL RETURN	X" FOR
FUEL OIL SUPPLY	X" FOS
HELIUM	X" HE
HOT GAS	X" HG
HOT GAS BYPASS	X" HGBP
HYDROGEN	X" H
INDUSTRIAL WATER (NON-POTABLE)	X" IW
MEDICAL AIR	X" MA
NATURAL GAS	X" G
NITROGEN	X" N
NITROUS OXIDE	X" N2O
OXYGEN	X" O2
PROPANE	X" P
REVERSE OSMOSIS	X" RO
STEAM	X" S
STEAM CONDENSATE RETURN	X" SCR
VACUUM	X" VAC
WATER TREATMENT	X" WT
ACCESS PANEL	
DIRECTION OF FLOW	
FLOW SWITCH	
HUMIDISTAT OR HUMIDITY SENSOR	H
NITROGEN DIOXIDE SENSOR	N
POINT OF CONNECTION TO EXISTING	
POINT OF REMOVAL FROM EXISTING	
AUTOMATIC CONTROL VALVE (2-WAY)	
AUTOMATIC CONTROL VALVE (3-WAY)	
BALL VALVE	
BUTTERFLY VALVE	
CALIBRATED BALANCE VALVE	
CHECK (SWING OR LIFT AS REQ'D) VALVE	
CURB COCK	
GAS COCK	
GATE OS & Y PATTERN VALVE	
GATE VALVE	
MOTORIZED OPERATOR VALVE	M
P&T RELIEF VALVE	
PET COCK OR GAUGE COCK	
PLUG VALVE	
PRESSURE REDUCING VALVE	
SOLENOID VALVE	
THERMAL EXPANSION VALVE	
DETAIL TAG	DETAIL NO. / DRAWING NO.
KEYED NOTE	NOTE NO.
SECTION CUT LINE	SECTION NO. / DRAWING NO.

ABBREVIATIONS

NOTE: NOT ALL ABBREVIATIONS WILL BE USED ON SHEETS.

AD	ACCESS DOOR
AF	AIRFOIL
AFF	ABOVE FINISHED FLOOR
ALT	ALTERNATE
BI	BACKWARD INCLINE
BOD	BOTTOM OF DUCT
BOP	BOTTOM OF PIPE
BTUH	BRITISH THERMAL UNITS PER HOUR
CAP	CAPACITY
CAS	COMBUSTION AIR SUPPLY
CBV	CALIBRATED BALANCE VALVE
CFM	CUBIC FEET PER MINUTE
CV	CONSTANT VOLUME
CV	CONTROL VALVE
DB	DRY BULB
DCW	DOMESTIC COLD WATER
DF	DRINKING FOUNTAIN
DHW	DOMESTIC HOT WATER
DHWR	DOMESTIC HOT WATER RECIRC
DIA	DIAMETER
DN	DOWN
DSN	DOWN SPOUT NOZZLE
DW	DISHWASHER
E	EXISTING
EA	EACH OR EXHAUST AIR
EAT	ENTERING AIR TEMPERATURE
EFF	EFFICIENCY
ELEV	ELEVATION
ENCL	ENCLOSURE
ESP	EXTERNAL STATIC PRESSURE
ET	EXPANSION TANK
EWC	ELECTRIC WATER COOLER
EWT	ENTERING WATER TEMPERATURE
FCO	FLOOR CLEAN OUT
FD	FLOOR DRAIN
FO	FLAT OVAL
FPM	FEET PER MINUTE
FS	FLOOR SINK
FT	FEET
FV	FACE VELOCITY
GA	GAUGE
GAL	GALLON
GD	GARAGE DRAIN
GEA	GREASE EXHAUST AIR
GPM	GALLONS PER MINUTE
HP	HORSE POWER
HR	HOUR
HT	HEIGHT
IN	INCH
IN WC	INCHES OF WATER COLUMN
IN WG	INCHES OF WATER GAUGE
L	LAVATORY OR LOUVER
LAT	LEAVING AIR TEMPERATURE
LBS	POUNDS
LWT	LEAVING WATER TEMPERATURE
MAX	MAXIMUM
MBH	THOUSAND BRITISH THERMAL UNITS
MECH	MECHANICAL
MIN	MINIMUM
MPSA	MEDUIM PRESSURE SUPPLY AIR
MUA	MAKE-UP AIR
MVD	MANUAL VOLUME DAMPER
NC	NOISE CRITERIA OR NORMALLY CLOSED
NIC	NOT IN CONTRACT
NO	NUMBER
NOM	NOMINAL
NTS	NOT TO SCALE
OA	OUTSIDE AIR
OBD	OPPOSED BLADE DAMPER
OD	OVERFLOW DRAIN
OFCI	OWNER FURNISHED, CONTRACTOR INSTALLED
OFOI	OWNER FURNISHED, OWNER INSTALLED
PD	PRESSURE DROP
PG	PROPYLENE GLYCOL
POC	POINT OF CONNECTION
PRV	PRESSURE REDUCING VALVE
PSI	POUNDS PER SQUARE INCH
PSIG	POUNDS PER SQUARE INCH GAUGE
RA	RETURN AIR
RAD	RADIUS
RD	ROOF DRAIN
RLF	RELIEF AIR
RPBP	REDUCED PRESSURE BACKFLOW PREVENTOR
SA	SUPPLY AIR OR SHOCK ARRESTOR
SEN	SENSIBLE
SF	SQUARE FEET
SIM	SIMILAR
SL	SEA LEVEL
SP	STATIC PRESSURE
SS	SERVICE SINK OR STAINLESS STEEL
TA	TRANSFER AIR
TOD	TOP OF DUCT
TSP	TOTAL STATIC PRESSURE
TYP.	TYPICAL
U	URINAL
V	VENT
VAV	VARIABLE AIR VOLUME
VD	VOLUME DAMPER
VENT	FLUE VENT
VFD	VARIABLE FREQUENCY DRIVE
VOL	VOLUME
VTR	VENT THROUGH THE ROOF
W	WASTE
W/	WITH
W/O	WITHOUT
WB	WET BULB
WC	WATER CLOSET
WCO	WALL CLEANOUT
WHA	WATER HAMMER ARRESTOR
WPD	WATER PRESSURE DROP
WT	WEIGHT
Ø	ROUND OR DIAMETER

DRAWING INDEX - FIRE BP-02

#	SHEET NAME
FP002	FIRE INDEX AND LEGEND BP-02
2.FD100	PHASE 2 BASEMENT OVERALL FIRE PROTECTION DEMO PLAN
2.FD101	PHASE 2 MAIN LEVEL OVERALL FIRE PROTECTION DEMO PLAN
2.FD102	PHASE 2 UPPER LEVEL OVERALL FIRE PROTECTION DEMO PLAN
2.FD103	PHASE 2 ATTIC OVERALL FIRE PROTECTION DEMO PLAN

CRSA

ARCHITECTURE · PLANNING · INTERIORS
649 E SOUTH TEMPLE
SALT LAKE CITY, UT 84102
801.355.5915 · www.crsa-us.com

ARCHITECT
CRSA — C/O ZACH HESLOP
175 S. MAIN ST., STE. 300 — zheslop@crsa-us.com
SALT LAKE CITY, UT 84111 — (801)746-4974

STRUCTURAL ENGINEER
REAVELEY ENGINEERS + ASSOC. — C/O JEROD JOHNSON
675 EAST 500 SOUTH, SUITE 400 — jjohnson@reaveley.com
SALT LAKE CITY, UT 84102 — (801) 486-3883

MECHANICAL ENGINEER
COLVIN ENGINEERING ASSOC. — C/O ALLEN EVANS
505 E. SOUTH TEMPLE — aevans@cea-ut.com
SALT LAKE CITY, UT 84102 — (801) 322-2400

ELECTRICAL ENGINEER
SPECTRUM ENGINEERING — C/O MICHAEL FACKRELL
324 STATE ST. STE. 400 — michael.fackrell@speceng.com
SALT LAKE CITY, UT 84102 — (801) 328-5151

CM/GC
GRAMOLL CONSTRUCTION — C/O JIM GRAMOLL
155 S 750 W — jim.gramoll@gramoll.com
NORTH SALT LAKE, UT 84054 — (801) 295-2341

RIO GRANDE DEPOT
SEISMIC UPGRADE

300 SOUTH RIO GRANDE STREET
SALT LAKE CITY, UT 84101

DFCM PROJECT #20229080

STAMP

STEPHEN G. CRAIG — 10179547 — LICENSED ARCHITECT — STATE OF UTAH

ISSUE TYPE:	DATE:
BP-02	October 3, 2022

PROJECT NUMBER:	21-031
DRAWN BY:	Author
CHECKED BY:	Checker

FIRE INDEX AND
LEGEND BP-02

FP002

2022-10-03 C:\Users\zheslop\Documents\Projects\21-031_RGD_Central_zheslop.rvt

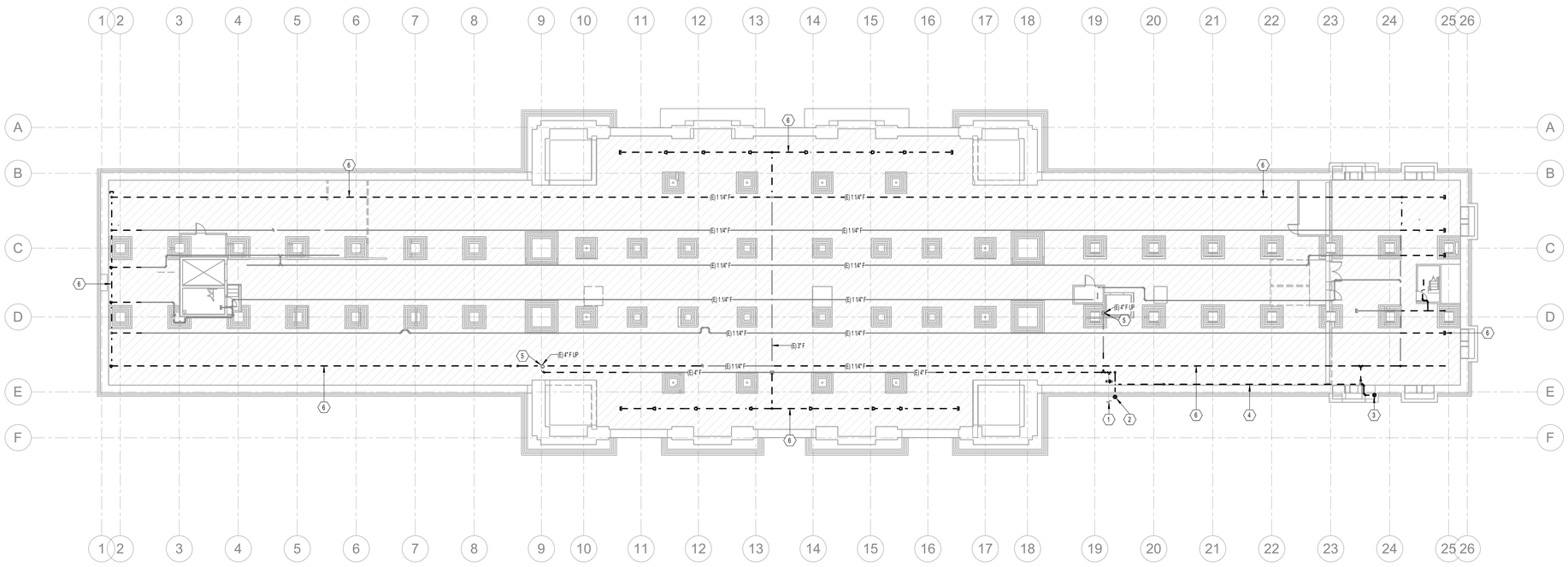

PHASE 2 BASEMENT OVERALL FIRE PROTECTION DEMO PLAN

1 SCALE: 1/16" = 1'-0"

0' 8' 16' 32'

GENERAL NOTES

A. EXISTING DRAWINGS ARE BASED ON CASUAL (NON-INTRUSIVE) FIELD OBSERVATIONS AND PREVIOUS PROJECT RECORD DOCUMENTS. UPON DISCOVERY OF CONDITIONS NOT SHOWN OR IN CONFLICT WITH THESE DRAWINGS THAT AFFECT PROJECT BUDGET AND/OR SCHEDULE, CONTRACTOR SHALL IMMEDIATELY REPORT SUCH CONDITIONS TO THE ARCHITECT/ENGINEER IN WRITING FOR DIRECTION ON HOW TO PROCEED.

B. ITEMS SHOWN DARK AND DASHED SHALL BE DEMOLISHED.

C. THE BUILDING DOES CONTAIN ASBESTOS AND LEAD BASED PAINT IN VARIOUS BUILDING MATERIALS. ITEMS THAT CONTAIN ASBESTOS AND LEAD BASED PAINT ARE NOT TO BE REMOVED OR OTHERWISE DISTURBED. FOR FURTHER INFORMATION PLEASE CONTACT OWNER'S REPRESENTATIVE R & R ENVIRONMENTAL INC. AT 801-352-2380.

D. HAZARDOUS MATERIAL ABATEMENT TO BE COMPLETED BY OWNER. HAZARDOUS MATERIAL INVENTORY REPORT IS AVAILABLE FOR REFERENCE FROM THE OWNER. CONTRACTOR SHALL NOTIFY OWNER IMMEDIATELY IF SUSPECTED HAZARDOUS MATERIALS ARE ENCOUNTERED AND HAZARDOUS MATERIALS SHALL BE ABATED BY OWNER'S REPRESENTATIVE BEFORE PROCEEDING WITH SELECTIVE DEMOLITION.

E. FOR BASEMENT FLOOR PLANS, HATCHED AREA INDICATES FLOOR SLAB DEMOLITION FOR INSTALLATION OF NEW STRUCTURAL SLAB.

F. GENERALLY, 10'-0" CLEAR FROM EXTERIOR WALLS IS REQUIRED FOR SHOTCRETE APPLICATION. REMOVE EXISTING SPRINKLER PIPING, HEADS, ETC. WITHIN 10'-0" OF EXTERIOR WALLS.

G. PROTECT SPRINKLER PIPING AND HEADS IN CLOSE PROXIMITY TO OTHER DEMOLITION WORK.

H. EXISTING SPRINKLER SYSTEM CONTAINS ANTIFREEZE SOLUTION. CONTRACTOR SHALL ARRANGE FOR PROPER DISPOSAL.

I. FIRE WATCH REQUIREMENTS SHALL BE COORDINATED WITH LOCAL AND STATE AHJ'S.

KEYNOTES

1	EXISTING 6" FIRE LINE ENTRY INTO BUILDING.
2	EXISTING FDC LINE UP TO FREESTANDING FIRE DEPARTMENT CONNECTION.
3	EXISTING ANTIFREEZE FILL LINE UP TO FILLING CONNECTION.
4	EXISTING SPRINKLER SYSTEM ANTIFREEZE FILL LINE.
5	EXISTING SPRINKLER MAIN FROM BASEMENT LEVEL UP TO ATTIC.
6	REMOVE SPRINKLER PIPE WITHIN 10'-0" OF EXTERIOR WALL.

KEY MAP



CRSA
ARCHITECTURE · PLANNING · INTERIORS
649 E SOUTH TEMPLE
SALT LAKE CITY, UT 84102
801.355.5915 · www.crsa-us.com

ARCHITECT		
CRSA	C/O ZACH HESLOP	
175 S. MAIN ST., STE. 300	zheslop@crsa-us.com	
SALT LAKE CITY, UT 84111	(801)746-4974	
STRUCTURAL ENGINEER		
REAVELEY ENGINEERS + ASSOC.	C/O JEROD JOHNSON	
675 EAST 500 SOUTH, SUITE 400	jjohnson@reaveley.com	
SALT LAKE CITY, UT 84102	(801) 486-3883	
MECHANICAL ENGINEER		
COLVIN ENGINEERING ASSOC.	C/O ALLEN EVANS	
505 E. SOUTH TEMPLE	aevans@cea-ut.com	
SALT LAKE CITY, UT 84102	(801) 322-2400	
ELECTRICAL ENGINEER		
SPECTRUM ENGINEERING	C/O MICHAEL FACKRELL	
324 STATE ST. STE. 400	michael.fackrell@speceng.com	
SALT LAKE CITY, UT 84102	(801) 328-5151	
CM/GC		
GRAMOLL CONSTRUCTION	C/O JIM GRAMOLL	
155 S 750 W	jim.gramoll@gramoll.com	
NORTH SALT LAKE, UT 84054	(801) 295-2341	

RIO GRANDE DEPOT SEISMIC UPGRADE

300 SOUTH RIO GRANDE STREET
SALT LAKE CITY, UT 84101

DFCM PROJECT #20229080

STAMP

ISSUE TYPE:	DATE:
BP-02	October 3, 2022
PROJECT NUMBER:	21-031
DRAWN BY:	EHW
CHECKED BY:	ARE

PHASE 2 BASEMENT OVERALL FIRE PROTECTION DEMO PLAN

2.FD100

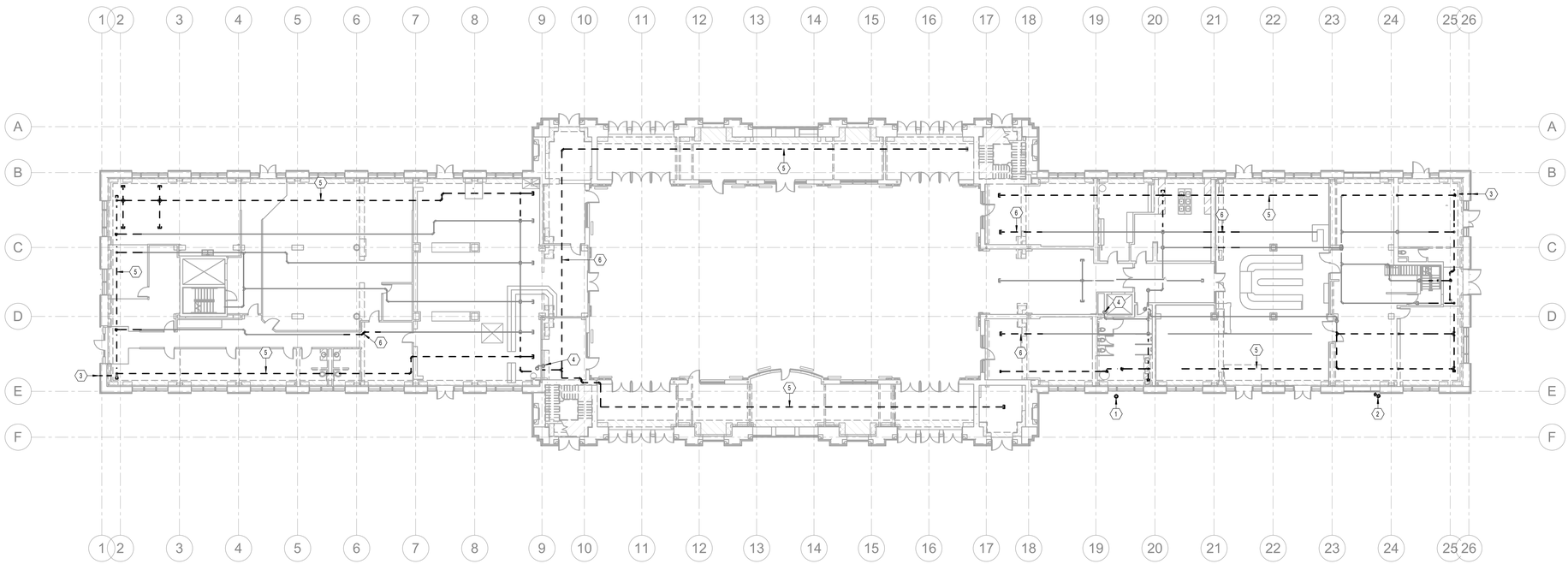

PHASE 2 MAIN LEVEL OVERALL FIRE PROTECTION DEMO PLAN

1 SCALE: 1/16" = 1'-0"

12" 0" 8" 16" 32"

GENERAL NOTES

A. EXISTING DRAWINGS ARE BASED ON CASUAL (NON-INTRUSIVE) FIELD OBSERVATIONS AND PREVIOUS PROJECT RECORD DOCUMENTS. UPON DISCOVERY OF CONDITIONS NOT SHOWN OR IN CONFLICT WITH THESE DRAWINGS THAT AFFECT PROJECT BUDGET AND/OR SCHEDULE, CONTRACTOR SHALL IMMEDIATELY REPORT SUCH CONDITIONS TO THE ARCHITECT/ENGINEER IN WRITING FOR DIRECTION ON HOW TO PROCEED.

B. ITEMS SHOWN DARK AND DASHED SHALL BE DEMOLISHED.

C. THE BUILDING DOES CONTAIN ASBESTOS AND LEAD BASED PAINT IN VARIOUS BUILDING MATERIALS. ITEMS THAT CONTAIN ASBESTOS AND LEAD BASED PAINT ARE NOT TO BE REMOVED OR OTHERWISE DISTURBED. FOR FURTHER INFORMATION PLEASE CONTACT OWNER'S REPRESENTATIVE R & R ENVIRONMENTAL INC. AT 801-352-2380.

D. HAZARDOUS MATERIAL ABATEMENT TO BE COMPLETED BY OWNER. HAZARDOUS MATERIAL INVENTORY REPORT IS AVAILABLE FOR REFERENCE FROM THE OWNER. CONTRACTOR SHALL NOTIFY OWNER IMMEDIATELY IF SUSPECTED HAZARDOUS MATERIALS ARE ENCOUNTERED AND HAZARDOUS MATERIALS SHALL BE ABATED BY OWNER'S REPRESENTATIVE BEFORE PROCEEDING WITH SELECTIVE DEMOLITION.

E. FOR BASEMENT FLOOR PLANS, HATCHED AREA INDICATES FLOOR SLAB DEMOLITION FOR INSTALLATION OF NEW STRUCTURAL SLAB.

F. GENERALLY, 10'-0" CLEAR FROM EXTERIOR WALLS IS REQUIRED FOR SHOTCRETE APPLICATION. REMOVE EXISTING SPRINKLER PIPING, HEADS, ETC. WITHIN 10'-0" OF EXTERIOR WALLS.

G. PROTECT SPRINKLER PIPING AND HEADS IN CLOSE PROXIMITY TO OTHER DEMOLITION WORK.

H. EXISTING SPRINKLER SYSTEM CONTAINS ANTIFREEZE SOLUTION. CONTRACTOR SHALL ARRANGE FOR PROPER DISPOSAL.

I. FIRE WATCH REQUIREMENTS SHALL BE COORDINATED WITH LOCAL AND STATE AHJ'S.

KEYNOTES

1	EXISTING FREESTANDING FIRE DEPARTMENT CONNECTION (FDC).
2	EXISTING ANTIFREEZE FILLING CONNECTION.
3	EXISTING LOW POINT DRAIN.
4	EXISTING SPRINKLER MAIN FROM BASEMENT LEVEL UP TO ATTIC.
5	REMOVE SPRINKLER PIPE WITHIN 10'-0" OF EXTERIOR WALL.
6	REMOVE SPRINKLER PIPE AS REQUIRED TO PERMIT INSTALLATION OF NEW SHEAR WALL.

KEY MAP

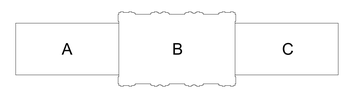

CRSA
ARCHITECTURE · PLANNING · INTERIORS
649 E SOUTH TEMPLE
SALT LAKE CITY, UT 84102
801.355.5915 · www.crsa-us.com

ARCHITECT
CRSA
175 S. MAIN ST., STE. 300
SALT LAKE CITY, UT 84111
C/O ZACH HESLOP
zheslop@crsa-us.com
(801)746-4974

STRUCTURAL ENGINEER
REAVELEY ENGINEERS + ASSOC.
675 EAST 500 SOUTH, SUITE 400
SALT LAKE CITY, UT 84102
C/O JEROD JOHNSON
jjohnson@reaveley.com
(801) 486-3883

MECHANICAL ENGINEER
COLVIN ENGINEERING ASSOC.
505 E. SOUTH TEMPLE
SALT LAKE CITY, UT 84102
C/O ALLEN EVANS
aevans@cea-ut.com
(801) 322-2400

ELECTRICAL ENGINEER
SPECTRUM ENGINEERING
324 STATE ST. STE. 400
SALT LAKE CITY, UT 84102
C/O MICHAEL FACKRELL
michael.fackrell@speceng.com
(801) 328-5151

CM/GC
GRAMOLL CONSTRUCTION
155 S 750 W
NORTH SALT LAKE, UT 84054
C/O JIM GRAMOLL
jim.gramoll@gramoll.com
(801) 295-2341

RIO GRANDE DEPOT SEISMIC UPGRADE

300 SOUTH RIO GRANDE STREET
SALT LAKE CITY, UT 84101

DFCM PROJECT #20229080

STAMP



ISSUE TYPE:	DATE:
BP-02	October 3, 2022

PROJECT NUMBER:	21-031
DRAWN BY:	EHW
CHECKED BY:	ARE

PHASE 2 MAIN LEVEL OVERALL FIRE PROTECTION DEMO PLAN

2.FD101

2022 CRSA All Rights Reserved Project Number 2021-031 Architecture Drawing Sheet 2.FD101 10/3/2022 7:17:42 AM Page

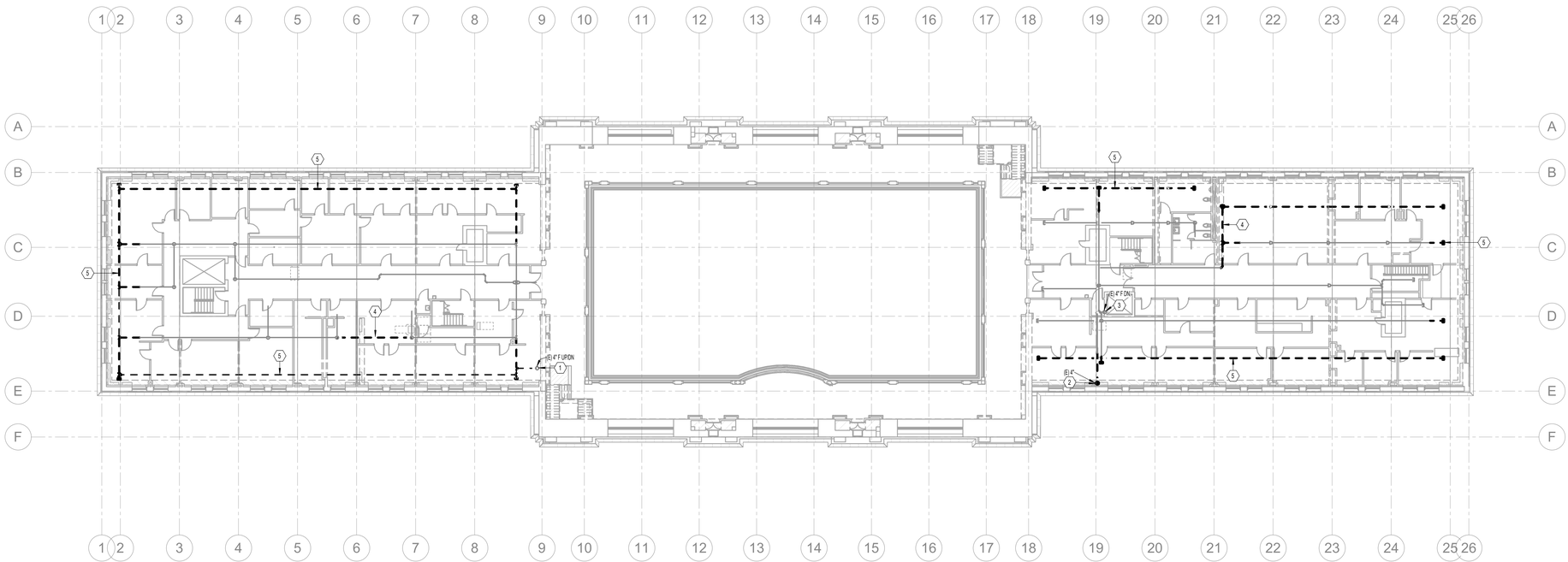

PHASE 2 UPPER LEVEL OVERALL FIRE PROTECTION DEMO PLAN

1 SCALE: 1/16" = 1'-0"

12" 0" 8" 16" 32"

GENERAL NOTES

A. EXISTING DRAWINGS ARE BASED ON CASUAL (NON-INTRUSIVE) FIELD OBSERVATIONS AND PREVIOUS PROJECT RECORD DOCUMENTS. UPON DISCOVERY OF CONDITIONS NOT SHOWN OR IN CONFLICT WITH THESE DRAWINGS THAT AFFECT PROJECT BUDGET AND/OR SCHEDULE, CONTRACTOR SHALL IMMEDIATELY REPORT SUCH CONDITIONS TO THE ARCHITECT/ENGINEER IN WRITING FOR DIRECTION ON HOW TO PROCEED.

B. ITEMS SHOWN DARK AND DASHED SHALL BE DEMOLISHED.

C. THE BUILDING DOES CONTAIN ASBESTOS AND LEAD BASED PAINT IN VARIOUS BUILDING MATERIALS. ITEMS THAT CONTAIN ASBESTOS AND LEAD BASED PAINT ARE NOT TO BE REMOVED OR OTHERWISE DISTURBED. FOR FURTHER INFORMATION PLEASE CONTACT OWNER'S REPRESENTATIVE R & R ENVIRONMENTAL INC. AT 801-352-2380.

D. HAZARDOUS MATERIAL ABATEMENT TO BE COMPLETED BY OWNER. HAZARDOUS MATERIAL INVENTORY REPORT IS AVAILABLE FOR REFERENCE FROM THE OWNER. CONTRACTOR SHALL NOTIFY OWNER IMMEDIATELY IF SUSPECTED HAZARDOUS MATERIALS ARE ENCOUNTERED AND HAZARDOUS MATERIALS SHALL BE ABATED BY OWNER'S REPRESENTATIVE BEFORE PROCEEDING WITH SELECTIVE DEMOLITION.

E. FOR BASEMENT FLOOR PLANS, HATCHED AREA INDICATES FLOOR SLAB DEMOLITION FOR INSTALLATION OF NEW STRUCTURAL SLAB.

F. GENERALLY, 10'-0" CLEAR FROM EXTERIOR WALLS IS REQUIRED FOR SHOTCRETE APPLICATION. REMOVE EXISTING SPRINKLER PIPING, HEADS, ETC. WITHIN 10'-0" OF EXTERIOR WALLS.

G. PROTECT SPRINKLER PIPING AND HEADS IN CLOSE PROXIMITY TO OTHER DEMOLITION WORK.

H. EXISTING SPRINKLER SYSTEM CONTAINS ANTIFREEZE SOLUTION. CONTRACTOR SHALL ARRANGE FOR PROPER DISPOSAL.

I. FIRE WATCH REQUIREMENTS SHALL BE COORDINATED WITH LOCAL AND STATE AHJ'S.

KEYNOTES

1	EXISTING SPRINKLER MAIN FROM BASEMENT LEVEL UP TO ATTIC.
2	SPRINKLER MAIN UP TO ATTIC.
3	SPRINKLER MAIN UP FROM BELOW.
4	REMOVE SPRINKLER PIPE AS REQUIRED TO PERMIT INSTALLATION OF NEW SHEAR WALL.
5	REMOVE SPRINKLER PIPE WITHIN 10'-0" OF EXTERIOR WALL.

KEY MAP

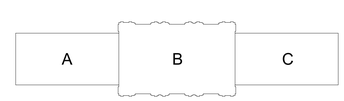

CRSA
ARCHITECTURE · PLANNING · INTERIORS
649 E SOUTH TEMPLE
SALT LAKE CITY, UT 84102
801.355.5915 · www.crsa-us.com

ARCHITECT
CRSA — C/O ZACH HESLOP
175 S. MAIN ST., STE. 300 — zheslop@crsa-us.com
SALT LAKE CITY, UT 84111 — (801)746-4974

STRUCTURAL ENGINEER
REAVELEY ENGINEERS + ASSOC. — C/O JEROD JOHNSON
675 EAST 500 SOUTH, SUITE 400 — jjohnson@reaveley.com
SALT LAKE CITY, UT 84102 — (801) 486-3883

MECHANICAL ENGINEER
COLVIN ENGINEERING ASSOC. — C/O ALLEN EVANS
505 E. SOUTH TEMPLE — aevans@cea-ut.com
SALT LAKE CITY, UT 84102 — (801) 322-2400

ELECTRICAL ENGINEER
SPECTRUM ENGINEERING — C/O MICHAEL FACKRELL
324 STATE ST. STE. 400 — michael.fackrell@speceng.com
SALT LAKE CITY, UT 84102 — (801) 328-5151

CM/GC
GRAMOLL CONSTRUCTION — C/O JIM GRAMOLL
155 S 750 W — jim.gramoll@gramoll.com
NORTH SALT LAKE, UT 84054 — (801) 295-2341

RIO GRANDE DEPOT SEISMIC UPGRADE

300 SOUTH RIO GRANDE STREET
SALT LAKE CITY, UT 84101

DFCM PROJECT #20229080

STAMP

ISSUE TYPE:	DATE:
BP-02	October 3, 2022

PROJECT NUMBER:	21-031
DRAWN BY:	EHW
CHECKED BY:	ARE

PHASE 2 UPPER LEVEL OVERALL FIRE PROTECTION DEMO PLAN

2.FD102

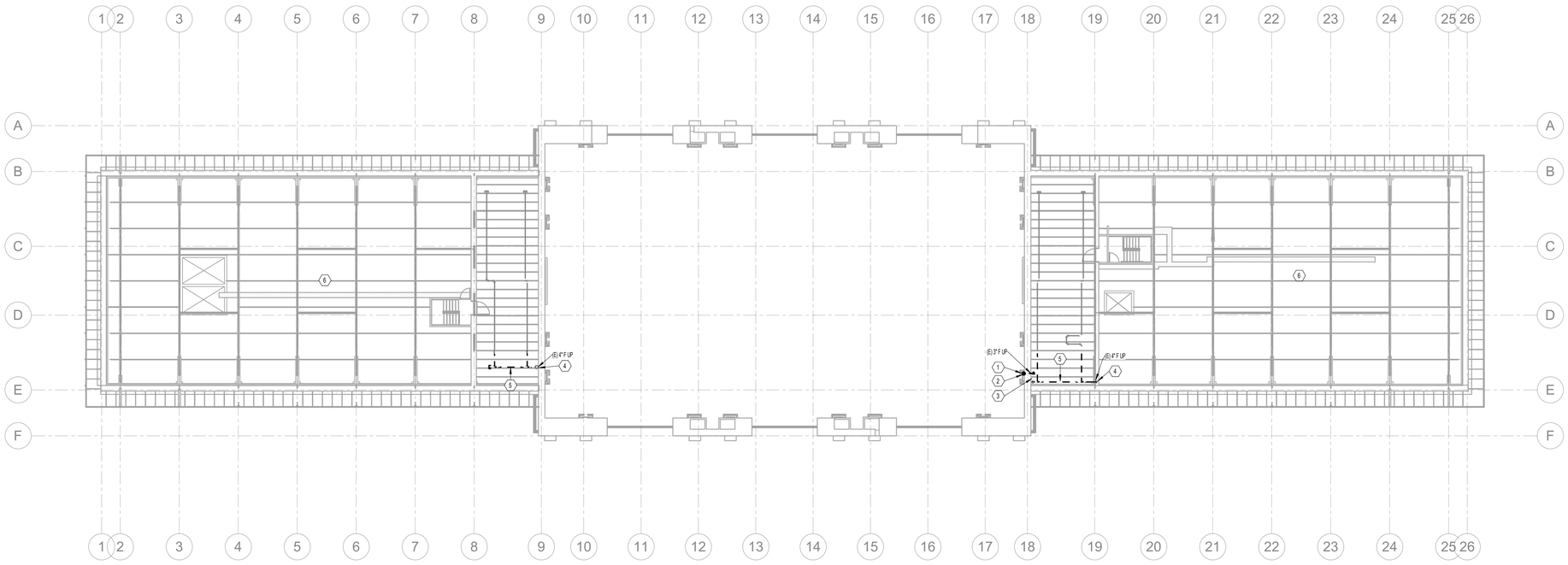

1 PHASE 2 ATTIC OVERALL FIRE PROTECTION DEMO PLAN
SCALE: 1/16" = 1'-0"

GENERAL NOTES

A. EXISTING DRAWINGS ARE BASED ON CASUAL (NON-INTRUSIVE) FIELD OBSERVATIONS AND PREVIOUS PROJECT RECORD DOCUMENTS. UPON DISCOVERY OF CONDITIONS NOT SHOWN OR IN CONFLICT WITH THESE DRAWINGS THAT AFFECT PROJECT BUDGET AND/OR SCHEDULE, CONTRACTOR SHALL IMMEDIATELY REPORT SUCH CONDITIONS TO THE ARCHITECT/ENGINEER IN WRITING FOR DIRECTION ON HOW TO PROCEED.

B. ITEMS SHOWN DARK AND DASHED SHALL BE DEMOLISHED.

C. THE BUILDING DOES CONTAIN ASBESTOS AND LEAD BASED PAINT IN VARIOUS BUILDING MATERIALS. ITEMS THAT CONTAIN ASBESTOS AND LEAD BASED PAINT ARE NOT TO BE REMOVED OR OTHERWISE DISTURBED. FOR FURTHER INFORMATION PLEASE CONTACT OWNER'S REPRESENTATIVE R & R ENVIRONMENTAL INC. AT 801-352-2380.

D. HAZARDOUS MATERIAL ABATEMENT TO BE COMPLETED BY OWNER. HAZARDOUS MATERIAL INVENTORY REPORT IS AVAILABLE FOR REFERENCE FROM THE OWNER. CONTRACTOR SHALL NOTIFY OWNER IMMEDIATELY IF SUSPECTED HAZARDOUS MATERIALS ARE ENCOUNTERED AND HAZARDOUS MATERIALS SHALL BE ABATED BY OWNER'S REPRESENTATIVE BEFORE PROCEEDING WITH SELECTIVE DEMOLITION.

E. FOR BASEMENT FLOOR PLANS, HATCHED AREA INDICATES FLOOR SLAB DEMOLITION FOR INSTALLATION OF NEW STRUCTURAL SLAB.

F. GENERALLY, 10'-0" CLEAR FROM EXTERIOR WALLS IS REQUIRED FOR SHOTCRETE APPLICATION. REMOVE EXISTING SPRINKLER PIPING, HEADS, ETC. WITHIN 10'-0" OF EXTERIOR WALLS.

G. PROTECT SPRINKLER PIPING AND HEADS IN CLOSE PROXIMITY TO OTHER DEMOLITION WORK.

H. EXISTING SPRINKLER SYSTEM CONTAINS ANTIFREEZE SOLUTION. CONTRACTOR SHALL ARRANGE FOR PROPER DISPOSAL.

I. FIRE WATCH REQUIREMENTS SHALL BE COORDINATED WITH LOCAL AND STATE AHJ'S.

KEYNOTES

1	SPRINKLER MAIN UP TO ATTIC SPACE ABOVE GRAND LOBBY CEILING.
2	REMOVE SPRINKLER PIPE AS REQUIRED TO PERMIT INSTALLATION OF NEW SHEAR WALL.
3	SHUT-OFF VALVE, CHECK VALVE, AND DRAIN DOWN VALVE FOR SPRINKLER PIPING ABOVE GRAND LOBBY CEILING.
4	SPRINKLER MAIN UP FROM BELOW.
5	REMOVE SPRINKLER PIPE WITHIN 10'-0" OF EXTERIOR WALL.
6	OTHER THAN AREAS WHERE PIPING IS CURRENTLY SHOWN, NO EXISTING OVERHEAD SPRINKLER PIPING OBSERVED IN WING ATTICS.

KEY MAP

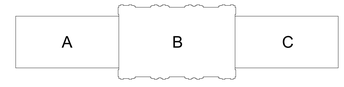

CRSA
ARCHITECTURE · PLANNING · INTERIORS
649 E SOUTH TEMPLE
SALT LAKE CITY, UT 84102
801.355.5915 · www.crsa-us.com

ARCHITECT		
CRSA		C/O ZACH HESLOP
175 S. MAIN ST., STE. 300		zheslop@crsa-us.com
SALT LAKE CITY, UT 84111		(801)746-4974
STRUCTURAL ENGINEER		
REAVELEY ENGINEERS + ASSOC.		C/O JEROD JOHNSON
675 EAST 500 SOUTH, SUITE 400		jjohnson@reaveley.com
SALT LAKE CITY, UT 84102		(801) 486-3883
MECHANICAL ENGINEER		
COLVIN ENGINEERING ASSOC.		C/O ALLEN EVANS
505 E. SOUTH TEMPLE		aevans@cea-ut.com
SALT LAKE CITY, UT 84102		(801) 322-2400
ELECTRICAL ENGINEER		
SPECTRUM ENGINEERING		C/O MICHAEL FACKRELL
324 STATE ST. STE. 400		michael.fackrell@speceng.com
SALT LAKE CITY, UT 84102		(801) 328-5151
CM/GC		
GRAMOLL CONSTRUCTION		C/O JIM GRAMOLL
155 S 750 W		jim.gramoll@gramoll.com
NORTH SALT LAKE, UT 84054		(801) 295-2341

RIO GRANDE DEPOT SEISMIC UPGRADE

300 SOUTH RIO GRANDE STREET
SALT LAKE CITY, UT 84101

DFCM PROJECT #20229080

STAMP

ISSUE TYPE:	DATE:
BP-02	October 3, 2022
PROJECT NUMBER:	21-031
DRAWN BY:	EHW
CHECKED BY:	ARE

PHASE 2 ATTIC OVERALL FIRE PROTECTION DEMO PLAN

2.FD103

PLUMBING LEGEND

NOTE: NOT ALL SYMBOLS WILL BE USED ON SHEETS.

FIRE DEPT. HORN & LIGHT	
FIRE HOSE CABINET	
FIRE SERVICE	X" F
YARD HYDRANT	
FLOOR DRAIN	
FLOOR OR GRADE CLEANOUT	
FLOOR SINK	
GRADE CLEANOUT W/ CONCRETE PAD	
HOSE BIBB OR SILLCOCK	
MANHOLE	
POST TYPE FDC CONNECTION	
REDUCED PRESSURE BACKFLOW PREVENTOR	RPBP
VENT THROUGH THE ROOF	
WALL CLEANOUT	
WALL TYPE FDC CONNECTION	
EXPANSION JOINT	
FLEXIBLE PIPE CONNECTION	
HEAT TRACING	
AQUASTAT	
IN-LINE PUMP	
PRESSURE GAUGE W/ PRESSURE COCK	
STRAINER	
TEMPERATURE & PRESSURE TEST PLUG	
TEMPERATURE SENSING WELL	
THERMOMETER	
VENTURI FLOW METER	
ELBOW DOWN	
ELBOW UP	
PIPE CAP	
REDUCER	
TEE DOWN	
UNION	
CONDENSATE DRAIN	X" D
DOMESTIC COLD WATER	X" DCW
DOMESTIC HOT WATER	X" DHW
DOMESTIC HOT WATER RECIRC.	X" DHWR
GREASE WASTE ABOVE GRADE	X" GW
GREASE WASTE BELOW GRADE	X" GW
OVERFLOW DRAIN	X" OD
ROOF DRAIN	X" RD
SANITARY (PLBG) VENT	X" V
SANITARY WASTE ABOVE GRADE	X" W
SANITARY WASTE BELOW GRADE	X" W
COMPRESSED AIR	X" CA
TEMPERED WATER	X" T
ARGON	X" AR
DEIONIZED WATER RETURN	X" DIR

DEIONIZED WATER SUPPLY	X" DI
FUEL OIL RETURN	X" FOR
FUEL OIL SUPPLY	X" FOS
HELIUM	X" HE
HOT GAS	X" HG
HOT GAS BYPASS	X" HGBP
HYDROGEN	X" H
INDUSTRIAL WATER (NON-POTABLE)	X" IW
MEDICAL AIR	X" MA
NATURAL GAS	X" G
NITROGEN	X" N
NITROUS OXIDE	X" N2O
OXYGEN	X" O2
PROPANE	X" P
REVERSE OSMOSIS	X" RO
STEAM	X" S
STEAM CONDENSATE RETURN	X" SCR
VACUUM	X" VAC
WATER TREATMENT	X" WT
ACCESS PANEL	
DIRECTION OF FLOW	
FLOW SWITCH	
HUMIDISTAT OR HUMIDITY SENSOR	H
NITROGEN DIOXIDE SENSOR	N
POINT OF CONNECTION TO EXISTING	
POINT OF REMOVAL FROM EXISTING	
AUTOMATIC CONTROL VALVE (2-WAY)	
AUTOMATIC CONTROL VALVE (3-WAY)	
BALL VALVE	
BUTTERFLY VALVE	
CALIBRATED BALANCE VALVE	
CHECK (SWING OR LIFT AS REQ'D) VALVE	
CURB COCK	
GAS COCK	
GATE OS & Y PATTERN VALVE	
GATE VALVE	
MOTORIZED OPERATOR VALVE	M
P&T RELIEF VALVE	
PET COCK OR GAUGE COCK	
PLUG VALVE	
PRESSURE REDUCING VALVE	
SOLENOID VALVE	
THERMAL EXPANSION VALVE	
DETAIL TAG	DETAIL NO. / DRAWING NO.
KEYED NOTE	NOTE NO.
SECTION CUT LINE	SECTION NO. / DRAWING NO.

ABBREVIATIONS

NOTE: NOT ALL ABBREVIATIONS WILL BE USED ON SHEETS.

AD	ACCESS DOOR
AF	AIRFOIL
AFF	ABOVE FINISHED FLOOR
ALT	ALTERNATE
BI	BACKWARD INCLINE
BOD	BOTTOM OF DUCT
BOP	BOTTOM OF PIPE
BTUH	BRITISH THERMAL UNITS PER HOUR
CAP	CAPACITY
CAS	COMBUSTION AIR SUPPLY
CBV	CALIBRATED BALANCE VALVE
CFM	CUBIC FEET PER MINUTE
CV	CONSTANT VOLUME
CV	CONTROL VALVE
DB	DRY BULB
DCW	DOMESTIC COLD WATER
DF	DRINKING FOUNTAIN
DHW	DOMESTIC HOT WATER
DHWR	DOMESTIC HOT WATER RECIRC
DIA	DIAMETER
DN	DOWN
DSN	DOWN SPOUT NOZZLE
DW	DISHWASHER
E	EXISTING
EA	EACH OR EXHAUST AIR
EAT	ENTERING AIR TEMPERATURE
EFF	EFFICIENCY
ELEV	ELEVATION
ENCL	ENCLOSURE
ESP	EXTERNAL STATIC PRESSURE
ET	EXPANSION TANK
EWC	ELECTRIC WATER COOLER
EWT	ENTERING WATER TEMPERATURE
FCO	FLOOR CLEAN OUT
FD	FLOOR DRAIN
FO	FLAT OVAL
FPM	FEET PER MINUTE
FS	FLOOR SINK
FT	FEET
FV	FACE VELOCITY
GA	GAUGE
GAL	GALLON
GD	GARAGE DRAIN
GEA	GREASE EXHAUST AIR
GPM	GALLONS PER MINUTE
HP	HORSE POWER
HR	HOUR
HT	HEIGHT
IN	INCH
IN WC	INCHES OF WATER COLUMN
IN WG	INCHES OF WATER GAUGE
L	LAVATORY OR LOUVER
LAT	LEAVING AIR TEMPERATURE
LBS	POUNDS
LWT	LEAVING WATER TEMPERATURE
MAX	MAXIMUM
MBH	THOUSAND BRITISH THERMAL UNITS
MECH	MECHANICAL
MIN	MINIMUM
MPSA	MEDUIM PRESSURE SUPPLY AIR
MUA	MAKE-UP AIR
MVD	MANUAL VOLUME DAMPER
NC	NOISE CRITERIA OR NORMALLY CLOSED
NIC	NOT IN CONTRACT
NO	NUMBER
NOM	NOMINAL
NTS	NOT TO SCALE
OA	OUTSIDE AIR
OBD	OPPOSED BLADE DAMPER
OD	OVERFLOW DRAIN
OFCI	OWNER FURNISHED, CONTRACTOR INSTALLED
OFOI	OWNER FURNISHED, OWNER INSTALLED
PD	PRESSURE DROP
PG	PROPYLENE GLYCOL
POC	POINT OF CONNECTION
PRV	PRESSURE REDUCING VALVE
PSI	POUNDS PER SQUARE INCH
PSIG	POUNDS PER SQUARE INCH GAUGE
RA	RETURN AIR
RAD	RADIUS
RD	ROOF DRAIN
RLF	RELIEF AIR
RPBP	REDUCED PRESSURE BACKFLOW PREVENTOR
SA	SUPPLY AIR OR SHOCK ARRESTOR
SEN	SENSIBLE
SF	SQUARE FEET
SIM	SIMILAR
SL	SEA LEVEL
SP	STATIC PRESSURE
SS	SERVICE SINK OR STAINLESS STEEL
TA	TRANSFER AIR
TOD	TOP OF DUCT
TSP	TOTAL STATIC PRESSURE
TYP.	TYPICAL
U	URINAL
V	VENT
VAV	VARIABLE AIR VOLUME
VD	VOLUME DAMPER
VENT	FLUE VENT
VFD	VARIABLE FREQUENCY DRIVE
VOL	VOLUME
VTR	VENT THROUGH THE ROOF
W	WASTE
W/	WITH
W/O	WITHOUT
WB	WET BULB
WC	WATER CLOSET
WCO	WALL CLEANOUT
WHA	WATER HAMMER ARRESTOR
WPD	WATER PRESSURE DROP
WT	WEIGHT
Ø	ROUND OR DIAMETER

DRAWING INDEX - PLUMBING BP-02

#	SHEET NAME
PL002	PLUMBING INDEX AND LEGEND BP-02
2.PD100	PHASE 2 BASEMENT OVERALL PLUMBING DEMO PLAN
2.PD100A	PHASE 2 BASEMENT PLUMBING DEMO PLAN AREA A
2.PD100B	PHASE 2 BASEMENT PLUMBING DEMO PLAN AREA B
2.PD100C	PHASE 2 BASEMENT PLUMBING DEMO PLAN AREA C
2.PD101	PHASE 2 MAIN LEVEL OVERALL PLUMBING DEMO PLAN
2.PD102	PHASE 2 UPPER LEVEL OVERALL PLUMBING DEMO PLAN
2.PD103	PHASE 2 ATTIC OVERALL PLUMBING DEMO PLAN
2.PD401	PHASE 2 ENLARGED PLUMBING DEMO PLANS

CRSA

ARCHITECTURE · PLANNING · INTERIORS

649 E SOUTH TEMPLE
SALT LAKE CITY, UT 84102
801.355.5915 · www.crsa-us.com

ARCHITECT
CRSA — C/O ZACH HESLOP
175 S. MAIN ST., STE. 300 — zheslop@crsa-us.com
SALT LAKE CITY, UT 84111 — (801)746-4974

STRUCTURAL ENGINEER
REAVELEY ENGINEERS + ASSOC. — C/O JEROD JOHNSON
675 EAST 500 SOUTH, SUITE 400 — jjohnson@reaveley.com
SALT LAKE CITY, UT 84102 — (801) 486-3883

MECHANICAL ENGINEER
COLVIN ENGINEERING ASSOC. — C/O ALLEN EVANS
505 E. SOUTH TEMPLE — aevans@cea-ut.com
SALT LAKE CITY, UT 84102 — (801) 322-2400

ELECTRICAL ENGINEER
SPECTRUM ENGINEERING — C/O MICHAEL FACKRELL
324 STATE ST. STE. 400 — michael.fackrell@speceng.com
SALT LAKE CITY, UT 84102 — (801) 328-5151

CM/GC
GRAMOLL CONSTRUCTION — C/O JIM GRAMOLL
155 S 750 W — jim.gramoll@gramoll.com
NORTH SALT LAKE, UT 84054 — (801) 295-2341

RIO GRANDE DEPOT SEISMIC UPGRADE

300 SOUTH RIO GRANDE STREET
SALT LAKE CITY, UT 84101

DFCM PROJECT #20229080

STAMP



ISSUE TYPE:	DATE:
BP-02	October 3, 2022

PROJECT NUMBER:	21-031
DRAWN BY:	EHW
CHECKED BY:	ARE

PLUMBING INDEX AND LEGEND BP-02

PL002

2022.09.27 P:\Projects\Rio Grande Depot\Drawing Files\Upgrade\Revit 2022\BP-02 Plumbing Index Legend.RVT
9/26/2022 2:31:39 PM

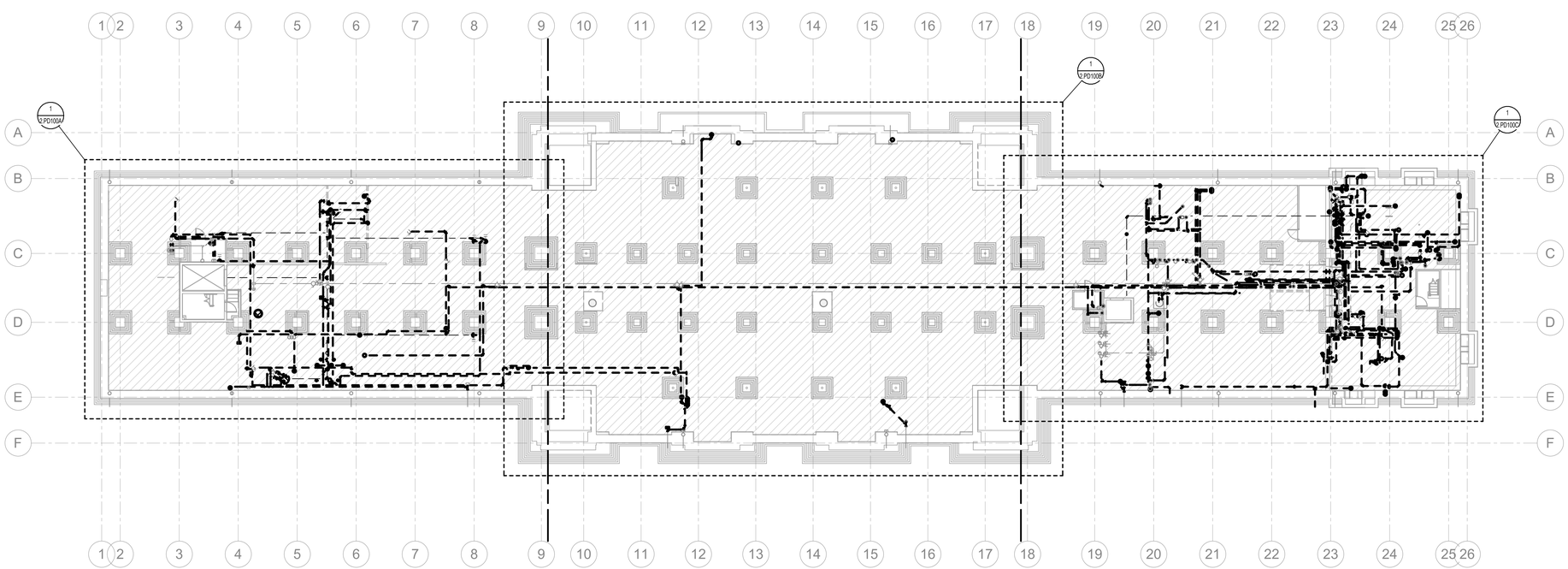

1 PHASE 2 BASEMENT OVERALL PLUMBING DEMO PLAN
SCALE: 1/16" = 1'-0"

GENERAL NOTES

A. EXISTING DRAWINGS ARE BASED ON CASUAL (NON-INTRUSIVE) FIELD OBSERVATIONS AND PREVIOUS PROJECT RECORD DOCUMENTS. UPON DISCOVERY OF CONDITIONS NOT SHOWN OR IN CONFLICT WITH THESE DRAWINGS THAT AFFECT PROJECT BUDGET AND/OR SCHEDULE, CONTRACTOR SHALL IMMEDIATELY REPORT SUCH CONDITIONS TO THE ARCHITECT/ENGINEER IN WRITING FOR DIRECTION ON HOW TO PROCEED.

B. ITEMS SHOWN DARK AND DASHED SHALL BE DEMOLISHED.

C. ITEMS SHOWN LIGHT AND SHADED SHALL REMAIN.

D. THE BUILDING DOES CONTAIN ASBESTOS AND LEAD BASED PAINT IN VARIOUS BUILDING MATERIALS. ITEMS THAT CONTAIN ASBESTOS AND LEAD BASED PAINT ARE NOT TO BE REMOVED OR OTHERWISE DISTURBED. FOR FURTHER INFORMATION PLEASE CONTACT OWNER'S REPRESENTATIVE R & R ENVIRONMENTAL INC. AT 801-352-2380.

E. HAZARDOUS MATERIAL ABATEMENT TO BE COMPLETED BY OWNER. HAZARDOUS MATERIAL INVENTORY REPORT IS AVAILABLE FOR REFERENCE FROM THE OWNER. CONTRACTOR SHALL NOTIFY OWNER IMMEDIATELY IF SUSPECTED HAZARDOUS MATERIALS ARE ENCOUNTERED AND HAZARDOUS MATERIALS SHALL BE ABATED BY OWNER'S REPRESENTATIVE BEFORE PROCEEDING WITH SELECTIVE DEMOLITION.

F. EXISTING ROOF DRAIN LEADERS LOCATED IN EXTERIOR BUILDING WALLS SHALL REMAIN INTACT THROUGHOUT DEMOLITION. DURING NEW CONSTRUCTION, EXISTING LEADERS SHALL BE ABANDONDED IN PLACE AND REPLACED WITH NEW.

G. DEMO BASEMENT LEVEL PLUMBING PIPING BACK TO SOURCE/BUILDING ENTRY POINT. TEMPORARILY CAP AND PROTECT PIPING IN PREPARATION FOR SHOTCRETE INSTALLATION. UTILITY STUBS INTO BASEMENT SHALL BE MAINTAINED AND/OR EXTENDED FOR FUTURE USE.

KEY MAP

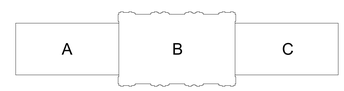

CRSA
ARCHITECTURE · PLANNING · INTERIORS
649 E SOUTH TEMPLE
SALT LAKE CITY, UT 84102
801.355.5915 · www.crsa-us.com

ARCHITECT
CRSA
175 S. MAIN ST., STE. 300
SALT LAKE CITY, UT 84111
C/O ZACH HESLOP
zheslop@crsa-us.com
(801)746-4974

STRUCTURAL ENGINEER
REAVELEY ENGINEERS + ASSOC.
675 EAST 500 SOUTH, SUITE 400
SALT LAKE CITY, UT 84102
C/O JEROD JOHNSON
jjohnson@reaveley.com
(801) 486-3883

MECHANICAL ENGINEER
COLVIN ENGINEERING ASSOC.
505 E. SOUTH TEMPLE
SALT LAKE CITY, UT 84102
C/O ALLEN EVANS
aevans@cea-ut.com
(801) 322-2400

ELECTRICAL ENGINEER
SPECTRUM ENGINEERING
324 STATE ST. STE. 400
SALT LAKE CITY, UT 84102
C/O MICHAEL FACKRELL
michael.fackrell@speceng.com
(801) 328-5151

CM/GC
GRAMOLL CONSTRUCTION
155 S 750 W
NORTH SALT LAKE, UT 84054
C/O JIM GRAMOLL
jim.gramoll@gramoll.com
(801) 295-2341

RIO GRANDE DEPOT SEISMIC UPGRADE

300 SOUTH RIO GRANDE STREET
SALT LAKE CITY, UT 84101

DFCM PROJECT #20229080

STAMP



ISSUE TYPE:	DATE:
BP-02	October 3, 2022

PROJECT NUMBER:	21-031
DRAWN BY:	EHW
CHECKED BY:	ARE

PHASE 2 BASEMENT OVERALL PLUMBING DEMO PLAN

2.PD100

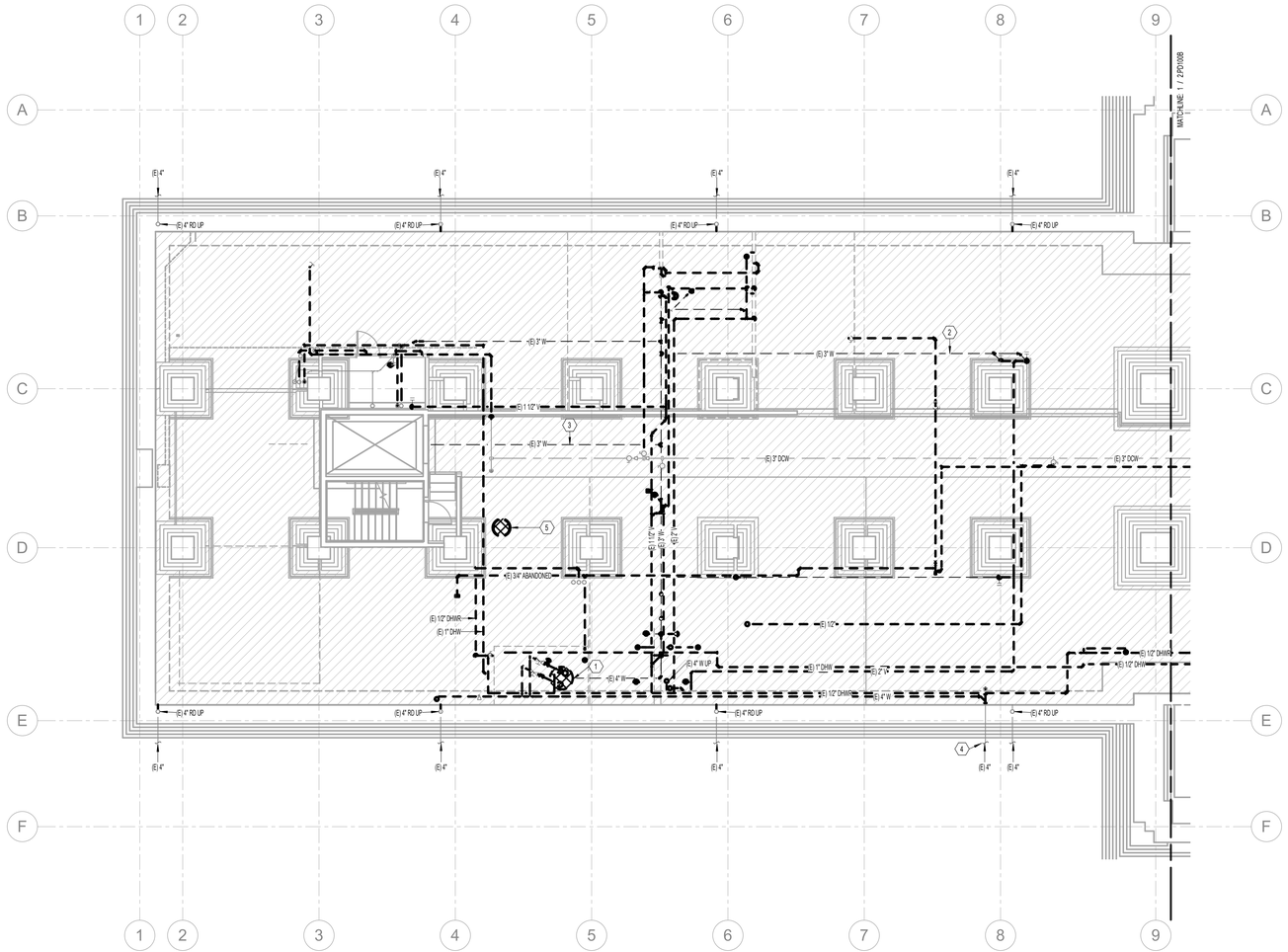

1 PHASE 2 BASEMENT PLUMBING DEMO PLAN AREA A

SCALE: 1/8" = 1'-0"

GENERAL NOTES

A. EXISTING DRAWINGS ARE BASED ON CASUAL (NON-INTRUSIVE) FIELD OBSERVATIONS AND PREVIOUS PROJECT RECORD DOCUMENTS. UPON DISCOVERY OF CONDITIONS NOT SHOWN OR IN CONFLICT WITH THESE DRAWINGS THAT AFFECT PROJECT BUDGET AND/OR SCHEDULE, CONTRACTOR SHALL IMMEDIATELY REPORT SUCH CONDITIONS TO THE ARCHITECT/ENGINEER IN WRITING FOR DIRECTION ON HOW TO PROCEED.

B. ITEMS SHOWN DARK AND DASHED SHALL BE DEMOLISHED.

C. ITEMS SHOWN LIGHT AND SHADED SHALL REMAIN.

D. THE BUILDING DOES CONTAIN ASBESTOS AND LEAD BASED PAINT IN VARIOUS BUILDING MATERIALS. ITEMS THAT CONTAIN ASBESTOS AND LEAD BASED PAINT ARE NOT TO BE REMOVED OR OTHERWISE DISTURBED. FOR FURTHER INFORMATION PLEASE CONTACT OWNER'S REPRESENTATIVE R & R ENVIRONMENTAL INC. AT 801-352-2380.

E. HAZARDOUS MATERIAL ABATEMENT TO BE COMPLETED BY OWNER. HAZARDOUS MATERIAL INVENTORY REPORT IS AVAILABLE FOR REFERENCE FROM THE OWNER. CONTRACTOR SHALL NOTIFY OWNER IMMEDIATELY IF SUSPECTED HAZARDOUS MATERIALS ARE ENCOUNTERED AND HAZARDOUS MATERIALS SHALL BE ABATED BY OWNER'S REPRESENTATIVE BEFORE PROCEEDING WITH SELECTIVE DEMOLITION.

F. EXISTING ROOF DRAIN LEADERS LOCATED IN EXTERIOR BUILDING WALLS SHALL REMAIN INTACT THROUGHOUT DEMOLITION. DURING NEW CONSTRUCTION, EXISTING LEADERS SHALL BE ABANDONDED IN PLACE AND REPLACED WITH NEW.

G. DEMO BASEMENT LEVEL PLUMBING PIPING BACK TO SOURCE/BUILDING ENTRY POINT. TEMPORARILY CAP AND PROTECT PIPING IN PREPARATION FOR SHOTCRETE INSTALLATION. UTILITY STUBS INTO BASEMENT SHALL BE MAINTAINED AND/OR EXTENDED FOR FUTURE USE.

KEYNOTES

1	REMOVE EXISTING LIFT STATION.
2	REMOVE EXISTING UNDERGROUND PLUMBING LINE.
3	PRESUMED SIZE AND ROUTING OF ELEVATOR PIT DRAIN, VERIFY IN FIELD.
4	EXISTING SANITARY BUILDING DRAIN TO REMAIN. TEMPORARILY CAP AND PROTECT PIPING IN PREPARATION FOR SHOTCRETE INSTALLATION.
5	REMOVE EXISTING SUMP.

KEY MAP



CRSA
ARCHITECTURE · PLANNING · INTERIORS
649 E SOUTH TEMPLE
SALT LAKE CITY, UT 84102
801.355.5915 · www.crsa-us.com

ARCHITECT
CRSA
175 S. MAIN ST., STE. 300
SALT LAKE CITY, UT 84111
C/O ZACH HESLOP
zheslop@crsa-us.com
(801)746-4974

STRUCTURAL ENGINEER
REAVELEY ENGINEERS + ASSOC.
675 EAST 500 SOUTH, SUITE 400
SALT LAKE CITY, UT 84102
C/O JEROD JOHNSON
jjohnson@reaveley.com
(801) 486-3883

MECHANICAL ENGINEER
COLVIN ENGINEERING ASSOC.
505 E. SOUTH TEMPLE
SALT LAKE CITY, UT 84102
C/O ALLEN EVANS
aevans@cea-ut.com
(801) 322-2400

ELECTRICAL ENGINEER
SPECTRUM ENGINEERING
324 STATE ST. STE. 400
SALT LAKE CITY, UT 84102
C/O MICHAEL FACKRELL
michael.fackrell@speceng.com
(801) 328-5151

CM/GC
GRAMOLL CONSTRUCTION
155 S 750 W
NORTH SALT LAKE, UT 84054
C/O JIM GRAMOLL
jim.gramoll@gramoll.com
(801) 295-2341

RIO GRANDE DEPOT SEISMIC UPGRADE

300 SOUTH RIO GRANDE STREET
SALT LAKE CITY, UT 84101

DFCM PROJECT #20229080

STAMP

ISSUE TYPE:	DATE:
BP-02	October 3, 2022

PROJECT NUMBER:	21-031
DRAWN BY:	EHW
CHECKED BY:	ARE

PHASE 2 BASEMENT PLUMBING DEMO PLAN AREA A

2.PD100A

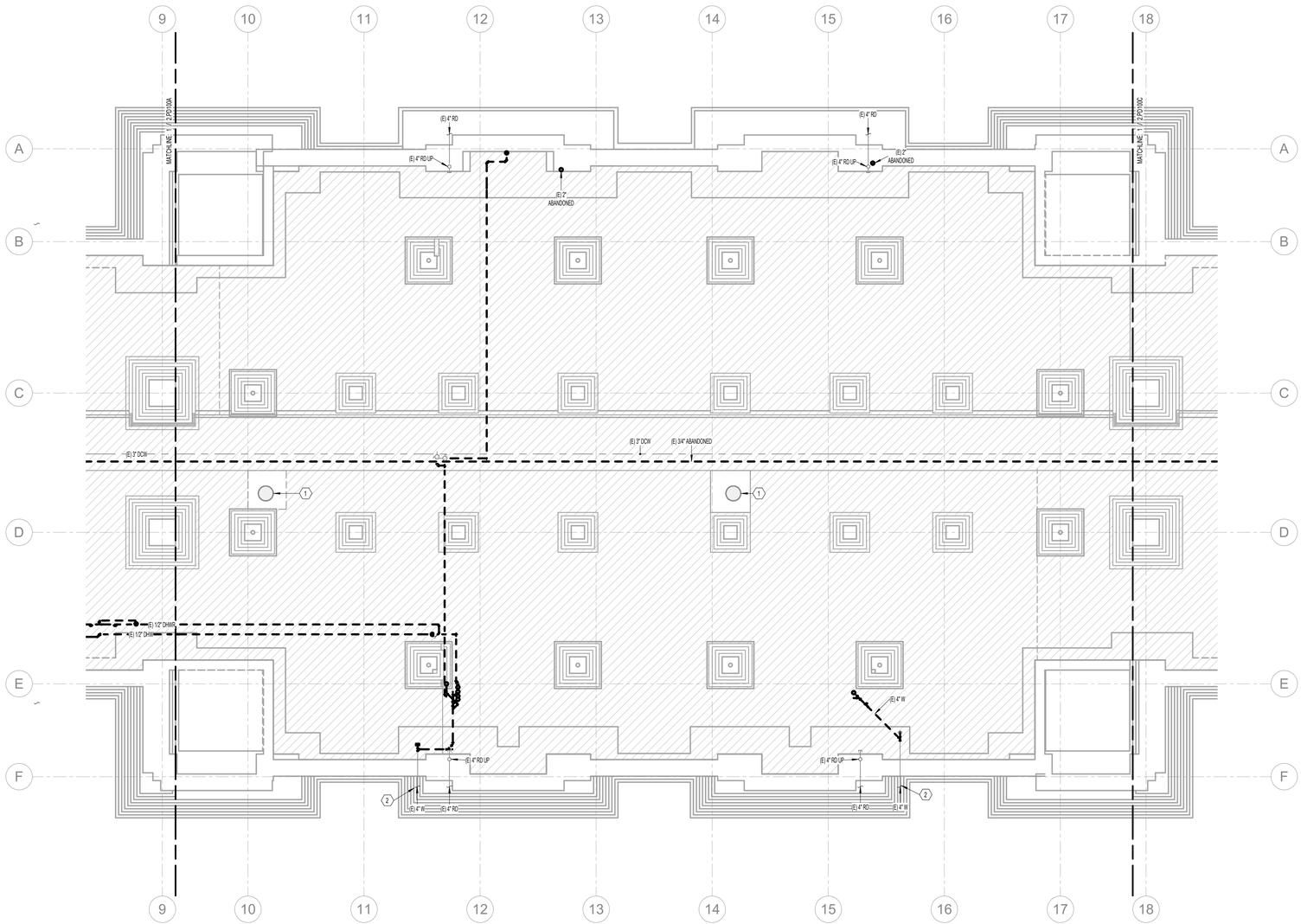

1 PHASE 2 BASEMENT PLUMBING DEMO PLAN AREA B

SCALE: 1/8" = 1'-0"

12" 0" 8" 16" 32"

GENERAL NOTES

A. EXISTING DRAWINGS ARE BASED ON CASUAL (NON-INTRUSIVE) FIELD OBSERVATIONS AND PREVIOUS PROJECT RECORD DOCUMENTS. UPON DISCOVERY OF CONDITIONS NOT SHOWN OR IN CONFLICT WITH THESE DRAWINGS THAT AFFECT PROJECT BUDGET AND/OR SCHEDULE, CONTRACTOR SHALL IMMEDIATELY REPORT SUCH CONDITIONS TO THE ARCHITECT/ENGINEER IN WRITING FOR DIRECTION ON HOW TO PROCEED.

B. ITEMS SHOWN DARK AND DASHED SHALL BE DEMOLISHED.

C. ITEMS SHOWN LIGHT AND SHADED SHALL REMAIN.

D. THE BUILDING DOES CONTAIN ASBESTOS AND LEAD BASED PAINT IN VARIOUS BUILDING MATERIALS. ITEMS THAT CONTAIN ASBESTOS AND LEAD BASED PAINT ARE NOT TO BE REMOVED OR OTHERWISE DISTURBED. FOR FURTHER INFORMATION PLEASE CONTACT OWNER'S REPRESENTATIVE R & R ENVIRONMENTAL INC. AT 801-352-2380.

E. HAZARDOUS MATERIAL ABATEMENT TO BE COMPLETED BY OWNER. HAZARDOUS MATERIAL INVENTORY REPORT IS AVAILABLE FOR REFERENCE FROM THE OWNER. CONTRACTOR SHALL NOTIFY OWNER IMMEDIATELY IF SUSPECTED HAZARDOUS MATERIALS ARE ENCOUNTERED AND HAZARDOUS MATERIALS SHALL BE ABATED BY OWNER'S REPRESENTATIVE BEFORE PROCEEDING WITH SELECTIVE DEMOLITION.

F. EXISTING ROOF DRAIN LEADERS LOCATED IN EXTERIOR BUILDING WALLS SHALL REMAIN INTACT THROUGHOUT DEMOLITION. DURING NEW CONSTRUCTION, EXISTING LEADERS SHALL BE ABANDONDED IN PLACE AND REPLACED WITH NEW.

G. DEMO BASEMENT LEVEL PLUMBING PIPING BACK TO SOURCE/BUILDING ENTRY POINT. TEMPORARILY CAP AND PROTECT PIPING IN PREPARATION FOR SHOTCRETE INSTALLATION. UTILITY STUBS INTO BASEMENT SHALL BE MAINTAINED AND/OR EXTENDED FOR FUTURE USE.

KEYNOTES

1	EXISTING SUMP TO REMAIN.
2	EXISTING SANITARY BUILDING DRAIN TO REMAIN. TEMPORARILY CAP AND PROTECT PIPING IN PREPARATION FOR SHOTCRETE INSTALLATION.

KEY MAP

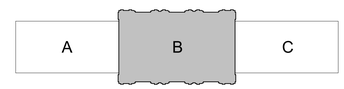

CRSA

ARCHITECTURE · PLANNING · INTERIORS

649 E SOUTH TEMPLE
SALT LAKE CITY, UT 84102
801.355.5915 · www.crsa-us.com

ARCHITECT
CRSA — C/O ZACH HESLOP
175 S. MAIN ST., STE. 300 — zheslop@crsa-us.com
SALT LAKE CITY, UT 84111 — (801)746-4974

STRUCTURAL ENGINEER
REAVELEY ENGINEERS + ASSOC. — C/O JEROD JOHNSON
675 EAST 500 SOUTH, SUITE 400 — jjohnson@reaveley.com
SALT LAKE CITY, UT 84102 — (801) 486-3883

MECHANICAL ENGINEER
COLVIN ENGINEERING ASSOC. — C/O ALLEN EVANS
505 E. SOUTH TEMPLE — aevans@cea-ut.com
SALT LAKE CITY, UT 84102 — (801) 322-2400

ELECTRICAL ENGINEER
SPECTRUM ENGINEERING — C/O MICHAEL FACKRELL
324 STATE ST. STE. 400 — michael.fackrell@speceng.com
SALT LAKE CITY, UT 84102 — (801) 328-5151

CM/GC
GRAMOLL CONSTRUCTION — C/O JIM GRAMOLL
155 S 750 W — jim.gramoll@gramoll.com
NORTH SALT LAKE, UT 84054 — (801) 295-2341

RIO GRANDE DEPOT SEISMIC UPGRADE

300 SOUTH RIO GRANDE STREET
SALT LAKE CITY, UT 84101

DFCM PROJECT #20229080

STAMP

ISSUE TYPE:	DATE:
BP-02	October 3, 2022
PROJECT NUMBER:	21-031
DRAWN BY:	EHW
CHECKED BY:	ARE

PHASE 2 BASEMENT PLUMBING DEMO PLAN AREA B

2.PD100B

2022-10-03 - N:\Projects\Rio\Drawings\Upgrade\Basis 2022\2.PD100B.dwg Layout: Bldg B BP-02 10/3/2022 2:37 PM Ehlers

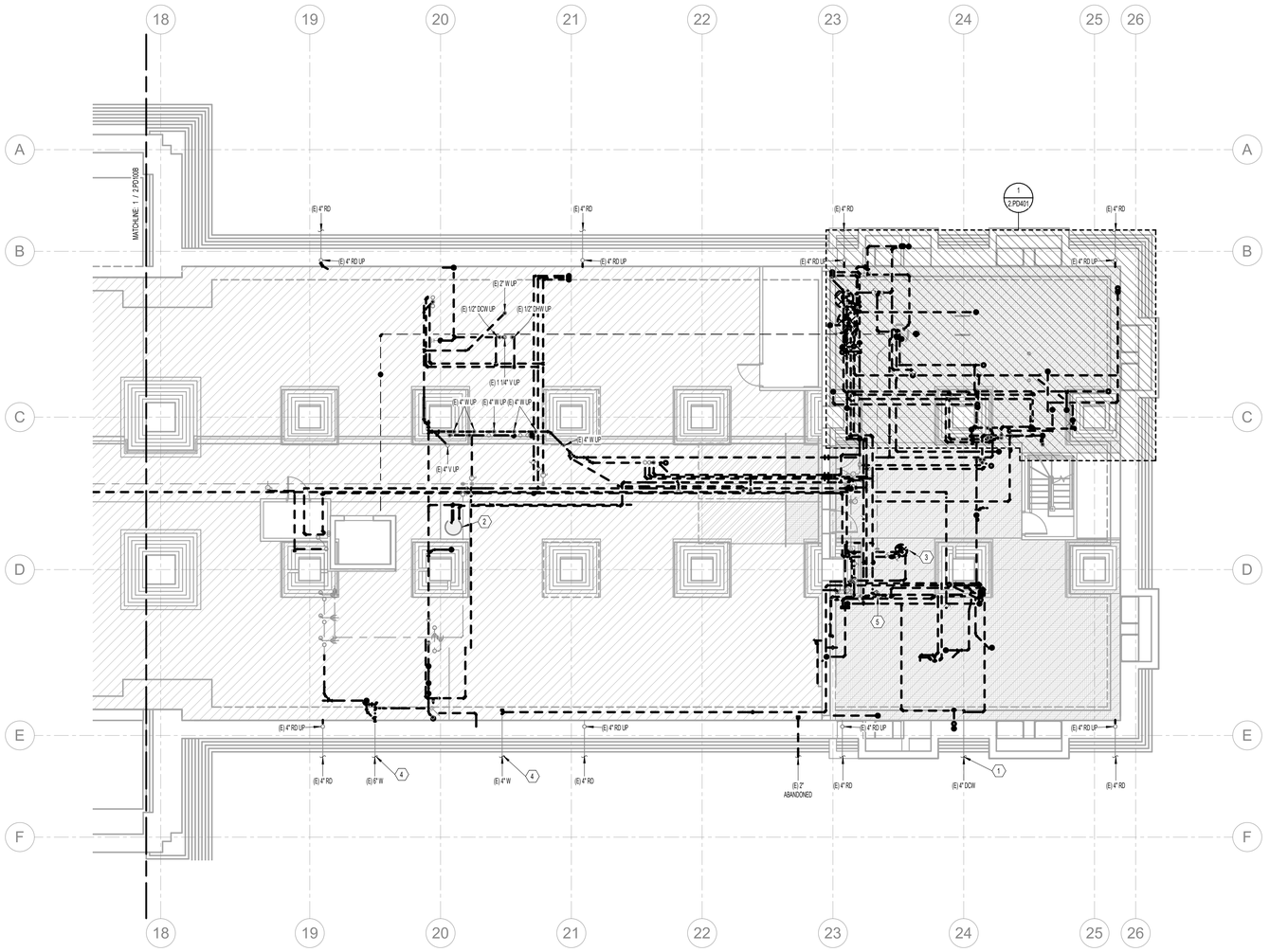

1 PHASE 2 BASEMENT PLUMBING DEMO PLAN AREA C

SCALE: 1/8" = 1'-0"

GENERAL NOTES

A. EXISTING DRAWINGS ARE BASED ON CASUAL (NON-INTRUSIVE) FIELD OBSERVATIONS AND PREVIOUS PROJECT RECORD DOCUMENTS. UPON DISCOVERY OF CONDITIONS NOT SHOWN OR IN CONFLICT WITH THESE DRAWINGS THAT AFFECT PROJECT BUDGET AND/OR SCHEDULE, CONTRACTOR SHALL IMMEDIATELY REPORT SUCH CONDITIONS TO THE ARCHITECT/ENGINEER IN WRITING FOR DIRECTION ON HOW TO PROCEED.

B. ITEMS SHOWN DARK AND DASHED SHALL BE DEMOLISHED.

C. ITEMS SHOWN LIGHT AND SHADED SHALL REMAIN.

D. THE BUILDING DOES CONTAIN ASBESTOS AND LEAD BASED PAINT IN VARIOUS BUILDING MATERIALS. ITEMS THAT CONTAIN ASBESTOS AND LEAD BASED PAINT ARE NOT TO BE REMOVED OR OTHERWISE DISTURBED. FOR FURTHER INFORMATION PLEASE CONTACT OWNER'S REPRESENTATIVE R & R ENVIRONMENTAL INC. AT 801-352-2380.

E. HAZARDOUS MATERIAL ABATEMENT TO BE COMPLETED BY OWNER. HAZARDOUS MATERIAL INVENTORY REPORT IS AVAILABLE FOR REFERENCE FROM THE OWNER. CONTRACTOR SHALL NOTIFY OWNER IMMEDIATELY IF SUSPECTED HAZARDOUS MATERIALS ARE ENCOUNTERED AND HAZARDOUS MATERIALS SHALL BE ABATED BY OWNER'S REPRESENTATIVE BEFORE PROCEEDING WITH SELECTIVE DEMOLITION.

F. EXISTING ROOF DRAIN LEADERS LOCATED IN EXTERIOR BUILDING WALLS SHALL REMAIN INTACT THROUGHOUT DEMOLITION. DURING NEW CONSTRUCTION, EXISTING LEADERS SHALL BE ABANDONDED IN PLACE AND REPLACED WITH NEW.

G. DEMO BASEMENT LEVEL PLUMBING PIPING BACK TO SOURCE/BUILDING ENTRY POINT. TEMPORARILY CAP AND PROTECT PIPING IN PREPARATION FOR SHOTCRETE INSTALLATION. UTILITY STUBS INTO BASEMENT SHALL BE MAINTAINED AND/OR EXTENDED FOR FUTURE USE.

KEYNOTES

1	EXISTING NATURAL GAS METER SET, WITH DUAL METERS.
2	EXISTING SUMP TO REMAIN.
3	REMOVE EXISTING WATER HEATER. DEMO UTILITIES BACK TO NEAREST ISOLATION VALVE AND CAP.
4	EXISTING SANITARY BUILDING DRAIN TO REMAIN. TEMPORARILY CAP AND PROTECT PIPING IN PREPARATION FOR SHOTCRETE INSTALLATION.
5	REMOVE EXISTING FRAME-MOUNTED DOMESTIC WATER PRV STATION AND SALVAGE FOR REINSTALLATION.

KEY MAP

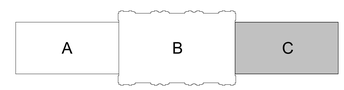

CRSA
ARCHITECTURE · PLANNING · INTERIORS
649 E SOUTH TEMPLE
SALT LAKE CITY, UT 84102
801.355.5915 · www.crsa-us.com

ARCHITECT
CRSA
175 S. MAIN ST., STE. 300
SALT LAKE CITY, UT 84111
C/O ZACH HESLOP
zheslop@crsa-us.com
(801)746-4974

STRUCTURAL ENGINEER
REAVELEY ENGINEERS + ASSOC.
675 EAST 500 SOUTH, SUITE 400
SALT LAKE CITY, UT 84102
C/O JEROD JOHNSON
jjohnson@reaveley.com
(801) 486-3883

MECHANICAL ENGINEER
COLVIN ENGINEERING ASSOC.
505 E. SOUTH TEMPLE
SALT LAKE CITY, UT 84102
C/O ALLEN EVANS
aevans@cea-ut.com
(801) 322-2400

ELECTRICAL ENGINEER
SPECTRUM ENGINEERING
324 STATE ST. STE. 400
SALT LAKE CITY, UT 84102
C/O MICHAEL FACKRELL
michael.fackrell@speceng.com
(801) 328-5151

CM/GC
GRAMOLL CONSTRUCTION
155 S 750 W
NORTH SALT LAKE, UT 84054
C/O JIM GRAMOLL
jim.gramoll@gramoll.com
(801) 295-2341

RIO GRANDE DEPOT SEISMIC UPGRADE

300 SOUTH RIO GRANDE STREET
SALT LAKE CITY, UT 84101

DFCM PROJECT #20229080

STAMP

ISSUE TYPE:	DATE:
BP-02	October 3, 2022

PROJECT NUMBER:	21-031
DRAWN BY:	EHW
CHECKED BY:	ARE

PHASE 2 BASEMENT PLUMBING DEMO PLAN AREA C

2.PD100C

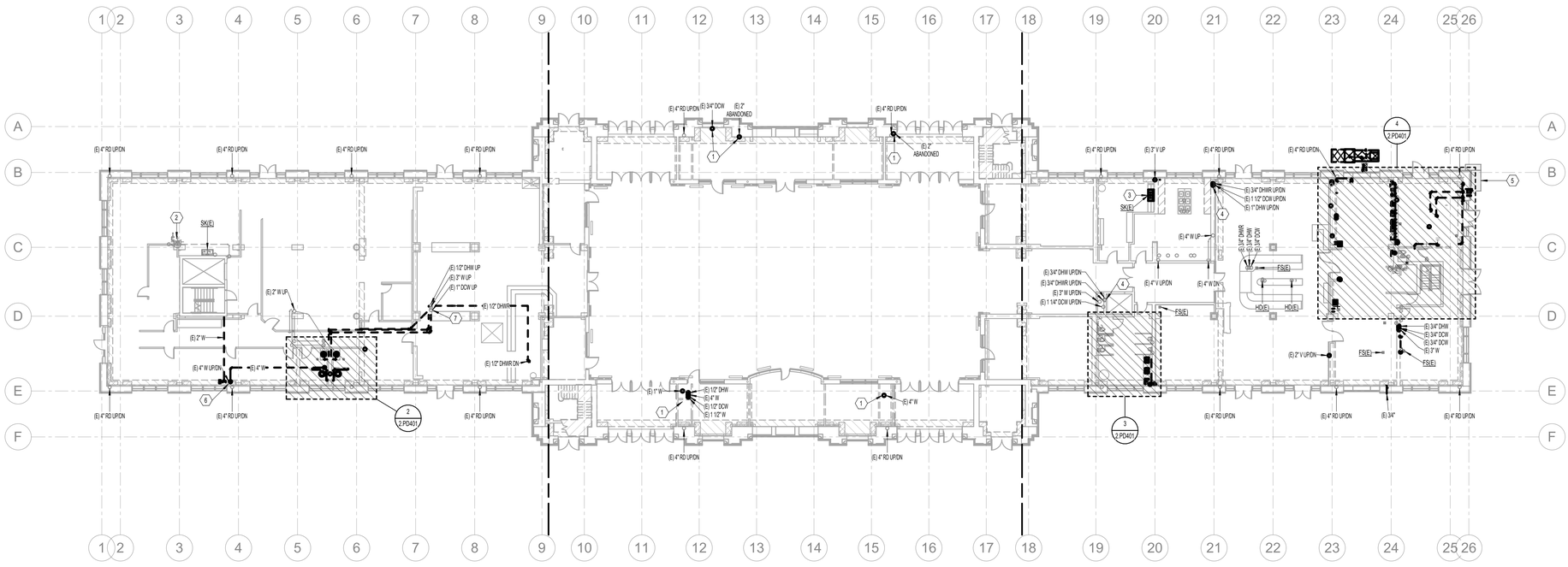

1 PHASE 2 MAIN LEVEL OVERALL PLUMBING DEMO PLAN

SCALE: 1/16" = 1'-0"

12" 0" 8" 16" 32"

GENERAL NOTES

A. EXISTING DRAWINGS ARE BASED ON CASUAL (NON-INTRUSIVE) FIELD OBSERVATIONS AND PREVIOUS PROJECT RECORD DOCUMENTS. UPON DISCOVERY OF CONDITIONS NOT SHOWN OR IN CONFLICT WITH THESE DRAWINGS THAT AFFECT PROJECT BUDGET AND/OR SCHEDULE, CONTRACTOR SHALL IMMEDIATELY REPORT SUCH CONDITIONS TO THE ARCHITECT/ENGINEER IN WRITING FOR DIRECTION ON HOW TO PROCEED.

B. ITEMS SHOWN DARK AND DASHED SHALL BE DEMOLISHED.

C. ITEMS SHOWN LIGHT AND SHADED SHALL REMAIN.

D. THE BUILDING DOES CONTAIN ASBESTOS AND LEAD BASED PAINT IN VARIOUS BUILDING MATERIALS. ITEMS THAT CONTAIN ASBESTOS AND LEAD BASED PAINT ARE NOT TO BE REMOVED OR OTHERWISE DISTURBED. FOR FURTHER INFORMATION PLEASE CONTACT OWNER'S REPRESENTATIVE R & R ENVIRONMENTAL INC. AT 801-352-2380.

E. HAZARDOUS MATERIAL ABATEMENT TO BE COMPLETED BY OWNER. HAZARDOUS MATERIAL INVENTORY REPORT IS AVAILABLE FOR REFERENCE FROM THE OWNER. CONTRACTOR SHALL NOTIFY OWNER IMMEDIATELY IF SUSPECTED HAZARDOUS MATERIALS ARE ENCOUNTERED AND HAZARDOUS MATERIALS SHALL BE ABATED BY OWNER'S REPRESENTATIVE BEFORE PROCEEDING WITH SELECTIVE DEMOLITION.

F. EXISTING ROOF DRAIN LEADERS LOCATED IN EXTERIOR BUILDING WALLS SHALL REMAIN INTACT THROUGHOUT DEMOLITION. DURING NEW CONSTRUCTION, EXISTING LEADERS SHALL BE ABANDONDED IN PLACE AND REPLACED WITH NEW.

G. DEMO BASEMENT LEVEL PLUMBING PIPING BACK TO SOURCE/BUILDING ENTRY POINT. TEMPORARILY CAP AND PROTECT PIPING IN PREPARATION FOR SHOTCRETE INSTALLATION. UTILITY STUBS INTO BASEMENT SHALL BE MAINTAINED AND/OR EXTENDED FOR FUTURE USE.

KEYNOTES

1	REMOVE EXISTING PIPING UP FROM BASEMENT LEVEL.
2	EXISTING SAFETY SHOWER AND MIXING VALVE TO REMAIN.
3	REMOVE EXISTING PLUMBING FIXTURE. DEMO UTILITIES BACK TO NEAREST ISOLATION VALVE AND CAP.
4	PIPE RISERS FROM BASEMENT UP TO ATTIC.
5	EXISTING NATURAL GAS METER SET, WITH DUAL METERS.
6	REMOVE EXISTING PLUMBING PIPING WITHIN 10'-0" OF EXTERIOR WALL.
7	PLUMBING PIPING UP TO SERVE MOP/SERVICE SINK ON LEVEL ABOVE.

KEY MAP

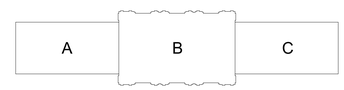

CRSA

ARCHITECTURE · PLANNING · INTERIORS

649 E SOUTH TEMPLE
SALT LAKE CITY, UT 84102
801.355.5915 · www.crsa-us.com

ARCHITECT
CRSA — C/O ZACH HESLOP
175 S. MAIN ST., STE. 300 — zheslop@crsa-us.com
SALT LAKE CITY, UT 84111 — (801)746-4974

STRUCTURAL ENGINEER
REAVELEY ENGINEERS + ASSOC. — C/O JEROD JOHNSON
675 EAST 500 SOUTH, SUITE 400 — jjohnson@reaveley.com
SALT LAKE CITY, UT 84102 — (801) 486-3883

MECHANICAL ENGINEER
COLVIN ENGINEERING ASSOC. — C/O ALLEN EVANS
505 E. SOUTH TEMPLE — aevans@cea-ut.com
SALT LAKE CITY, UT 84102 — (801) 322-2400

ELECTRICAL ENGINEER
SPECTRUM ENGINEERING — C/O MICHAEL FACKRELL
324 STATE ST. STE. 400 — michael.fackrell@speceng.com
SALT LAKE CITY, UT 84102 — (801) 328-5151

CM/GC
GRAMOLL CONSTRUCTION — C/O JIM GRAMOLL
155 S 750 W — jim.gramoll@gramoll.com
NORTH SALT LAKE, UT 84054 — (801) 295-2341

RIO GRANDE DEPOT SEISMIC UPGRADE

300 SOUTH RIO GRANDE STREET
SALT LAKE CITY, UT 84101

DFCM PROJECT #20229080

STAMP

ISSUE TYPE:	DATE:
BP-02	October 3, 2022

PROJECT NUMBER:	21-031
DRAWN BY:	EHW
CHECKED BY:	ARE

PHASE 2 MAIN LEVEL OVERALL PLUMBING DEMO PLAN

2.PD101

2022-10-03 C:\Users\ehw\Documents\Projects\Rio Grande Depot\Rio Grande Depot_Seismic Upgrade_ehw_2022-10-03.rvt
10/3/2022 7:03:32 AM

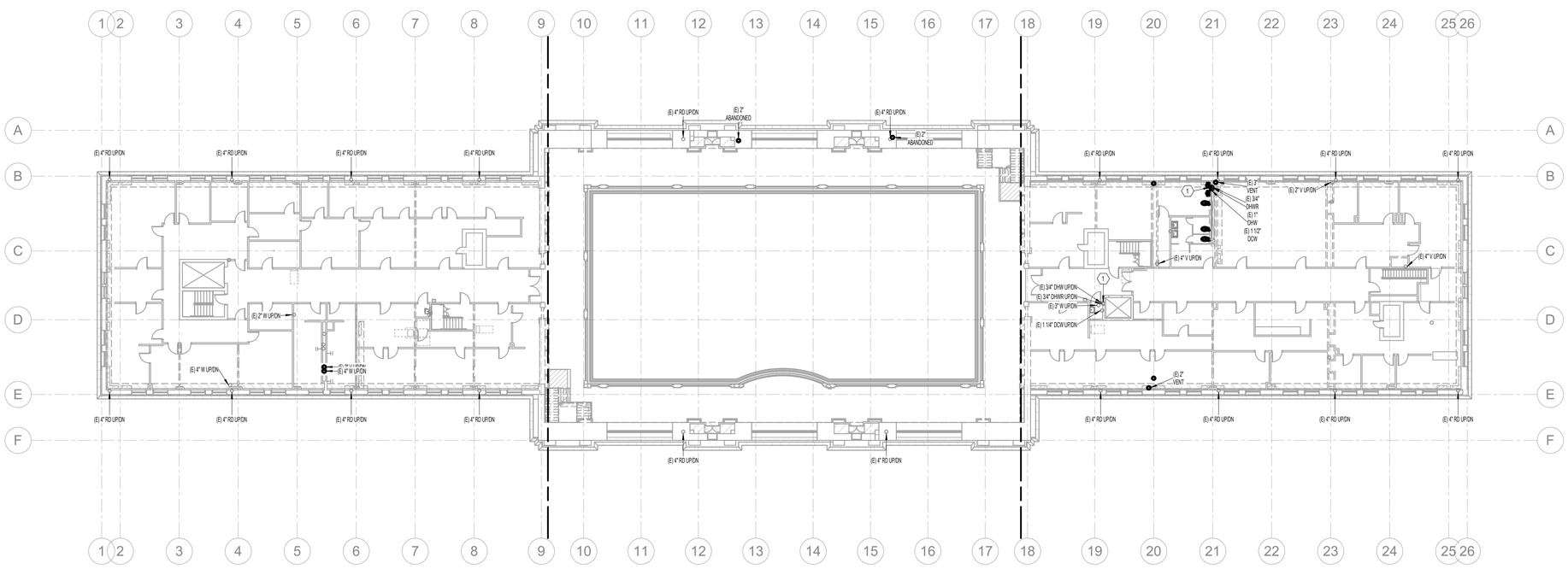

1 PHASE 2 UPPER LEVEL OVERALL PLUMBING DEMO PLAN
SCALE: 1/16" = 1'-0"

GENERAL NOTES

A. EXISTING DRAWINGS ARE BASED ON CASUAL (NON-INTRUSIVE) FIELD OBSERVATIONS AND PREVIOUS PROJECT RECORD DOCUMENTS. UPON DISCOVERY OF CONDITIONS NOT SHOWN OR IN CONFLICT WITH THESE DRAWINGS THAT AFFECT PROJECT BUDGET AND/OR SCHEDULE, CONTRACTOR SHALL IMMEDIATELY REPORT SUCH CONDITIONS TO THE ARCHITECT/ENGINEER IN WRITING FOR DIRECTION ON HOW TO PROCEED.

B. ITEMS SHOWN DARK AND DASHED SHALL BE DEMOLISHED.

C. ITEMS SHOWN LIGHT AND SHADED SHALL REMAIN.

D. THE BUILDING DOES CONTAIN ASBESTOS AND LEAD BASED PAINT IN VARIOUS BUILDING MATERIALS. ITEMS THAT CONTAIN ASBESTOS AND LEAD BASED PAINT ARE NOT TO BE REMOVED OR OTHERWISE DISTURBED. FOR FURTHER INFORMATION PLEASE CONTACT OWNER'S REPRESENTATIVE R & R ENVIRONMENTAL INC. AT 801-352-2380.

E. HAZARDOUS MATERIAL ABATEMENT TO BE COMPLETED BY OWNER. HAZARDOUS MATERIAL INVENTORY REPORT IS AVAILABLE FOR REFERENCE FROM THE OWNER. CONTRACTOR SHALL NOTIFY OWNER IMMEDIATELY IF SUSPECTED HAZARDOUS MATERIALS ARE ENCOUNTERED AND HAZARDOUS MATERIALS SHALL BE ABATED BY OWNER'S REPRESENTATIVE BEFORE PROCEEDING WITH SELECTIVE DEMOLITION.

F. EXISTING ROOF DRAIN LEADERS LOCATED IN EXTERIOR BUILDING WALLS SHALL REMAIN INTACT THROUGHOUT DEMOLITION. DURING NEW CONSTRUCTION, EXISTING LEADERS SHALL BE ABANDONDED IN PLACE AND REPLACED WITH NEW.

G. DEMO BASEMENT LEVEL PLUMBING PIPING BACK TO SOURCE/BUILDING ENTRY POINT. TEMPORARILY CAP AND PROTECT PIPING IN PREPARATION FOR SHOTCRETE INSTALLATION. UTILITY STUBS INTO BASEMENT SHALL BE MAINTAINED AND/OR EXTENDED FOR FUTURE USE.

KEYNOTES

1	PIPE RISERS FROM BASEMENT UP TO ATTIC.

KEY MAP

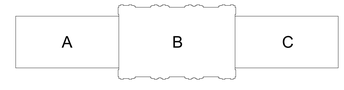

CRSA
ARCHITECTURE · PLANNING · INTERIORS
649 E SOUTH TEMPLE
SALT LAKE CITY, UT 84102
801.355.5915 · www.crsa-us.com

ARCHITECT
CRSA — C/O ZACH HESLOP
175 S. MAIN ST., STE. 300 — zheslop@crsa-us.com
SALT LAKE CITY, UT 84111 — (801)746-4974

STRUCTURAL ENGINEER
REAVELEY ENGINEERS + ASSOC. — C/O JEROD JOHNSON
675 EAST 500 SOUTH, SUITE 400 — jjohnson@reaveley.com
SALT LAKE CITY, UT 84102 — (801) 486-3883

MECHANICAL ENGINEER
COLVIN ENGINEERING ASSOC. — C/O ALLEN EVANS
505 E. SOUTH TEMPLE — aevans@cea-ut.com
SALT LAKE CITY, UT 84102 — (801) 322-2400

ELECTRICAL ENGINEER
SPECTRUM ENGINEERING — C/O MICHAEL FACKRELL
324 STATE ST. STE. 400 — michael.fackrell@speceng.com
SALT LAKE CITY, UT 84102 — (801) 328-5151

CM/GC
GRAMOLL CONSTRUCTION — C/O JIM GRAMOLL
155 S 750 W — jim.gramoll@gramoll.com
NORTH SALT LAKE, UT 84054 — (801) 295-2341

RIO GRANDE DEPOT SEISMIC UPGRADE

300 SOUTH RIO GRANDE STREET
SALT LAKE CITY, UT 84101

DFCM PROJECT #20229080

STAMP

ISSUE TYPE:	DATE:
BP-02	October 3, 2022

PROJECT NUMBER:	21-031
DRAWN BY:	EHW
CHECKED BY:	ARE

PHASE 2 UPPER LEVEL OVERALL PLUMBING DEMO PLAN

2.PD102

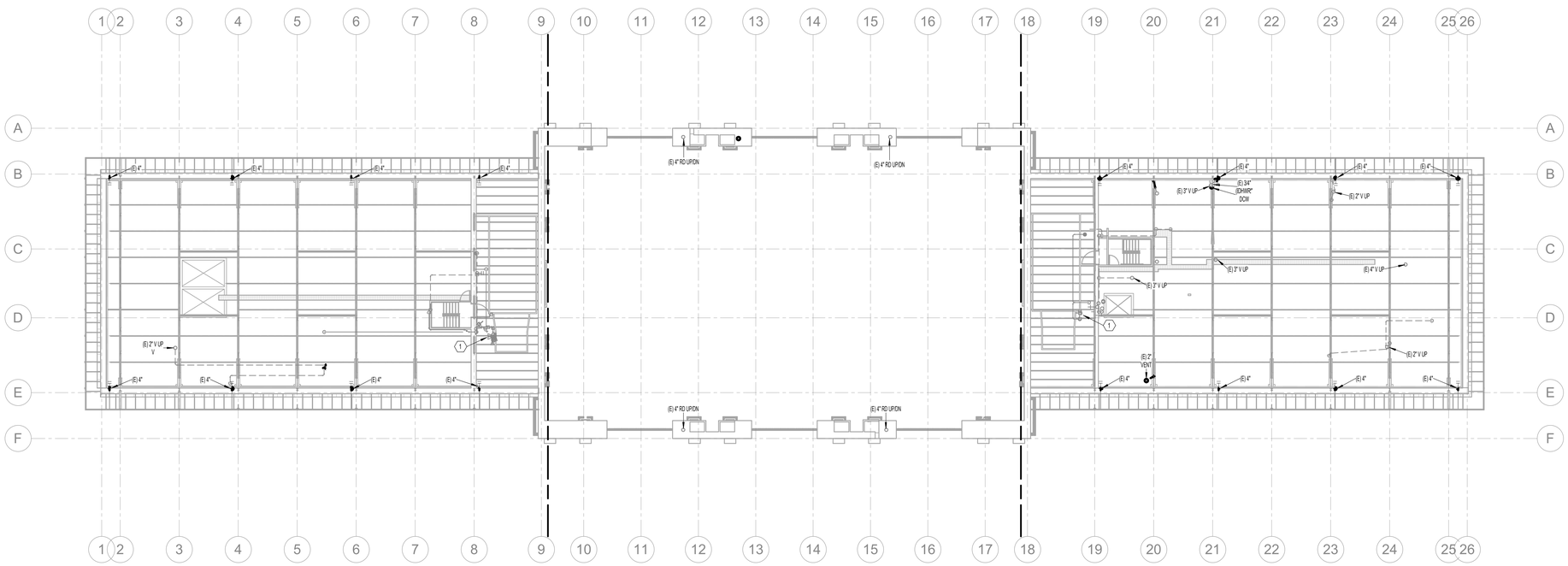

1 PHASE 2 ATTIC OVERALL PLUMBING DEMO PLAN

SCALE: 1/16" = 1'-0"

12" 0" 8" 16" 32"

GENERAL NOTES

A. EXISTING DRAWINGS ARE BASED ON CASUAL (NON-INTRUSIVE) FIELD OBSERVATIONS AND PREVIOUS PROJECT RECORD DOCUMENTS. UPON DISCOVERY OF CONDITIONS NOT SHOWN OR IN CONFLICT WITH THESE DRAWINGS THAT AFFECT PROJECT BUDGET AND/OR SCHEDULE, CONTRACTOR SHALL IMMEDIATELY REPORT SUCH CONDITIONS TO THE ARCHITECT/ENGINEER IN WRITING FOR DIRECTION ON HOW TO PROCEED.

B. ITEMS SHOWN DARK AND DASHED SHALL BE DEMOLISHED.

C. ITEMS SHOWN LIGHT AND SHADED SHALL REMAIN.

D. THE BUILDING DOES CONTAIN ASBESTOS AND LEAD BASED PAINT IN VARIOUS BUILDING MATERIALS. ITEMS THAT CONTAIN ASBESTOS AND LEAD BASED PAINT ARE NOT TO BE REMOVED OR OTHERWISE DISTURBED. FOR FURTHER INFORMATION PLEASE CONTACT OWNER'S REPRESENTATIVE R & R ENVIRONMENTAL INC. AT 801-352-2380.

E. HAZARDOUS MATERIAL ABATEMENT TO BE COMPLETED BY OWNER. HAZARDOUS MATERIAL INVENTORY REPORT IS AVAILABLE FOR REFERENCE FROM THE OWNER. CONTRACTOR SHALL NOTIFY OWNER IMMEDIATELY IF SUSPECTED HAZARDOUS MATERIALS ARE ENCOUNTERED AND HAZARDOUS MATERIALS SHALL BE ABATED BY OWNER'S REPRESENTATIVE BEFORE PROCEEDING WITH SELECTIVE DEMOLITION.

F. EXISTING ROOF DRAIN LEADERS LOCATED IN EXTERIOR BUILDING WALLS SHALL REMAIN INTACT THROUGHOUT DEMOLITION. DURING NEW CONSTRUCTION, EXISTING LEADERS SHALL BE ABANDONDED IN PLACE AND REPLACED WITH NEW.

G. DEMO BASEMENT LEVEL PLUMBING PIPING BACK TO SOURCE/BUILDING ENTRY POINT. TEMPORARILY CAP AND PROTECT PIPING IN PREPARATION FOR SHOTCRETE INSTALLATION. UTILITY STUBS INTO BASEMENT SHALL BE MAINTAINED AND/OR EXTENDED FOR FUTURE USE.

KEYNOTES

1	DOMESTIC COLD WATER FOR HVAC MAKE-UP WATER SUPPLY.

KEY MAP

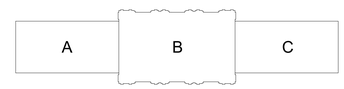

CRSA

ARCHITECTURE · PLANNING · INTERIORS

649 E SOUTH TEMPLE
SALT LAKE CITY, UT 84102
801.355.5915 · www.crsa-us.com

ARCHITECT
CRSA — C/O ZACH HESLOP
175 S. MAIN ST., STE. 300 — zheslop@crsa-us.com
SALT LAKE CITY, UT 84111 — (801)746-4974

STRUCTURAL ENGINEER
REAVELEY ENGINEERS + ASSOC. — C/O JEROD JOHNSON
675 EAST 500 SOUTH, SUITE 400 — jjohnson@reaveley.com
SALT LAKE CITY, UT 84102 — (801) 486-3883

MECHANICAL ENGINEER
COLVIN ENGINEERING ASSOC. — C/O ALLEN EVANS
505 E. SOUTH TEMPLE — aevans@cea-ut.com
SALT LAKE CITY, UT 84102 — (801) 322-2400

ELECTRICAL ENGINEER
SPECTRUM ENGINEERING — C/O MICHAEL FACKRELL
324 STATE ST. STE. 400 — michael.fackrell@speceng.com
SALT LAKE CITY, UT 84102 — (801) 328-5151

CM/GC
GRAMOLL CONSTRUCTION — C/O JIM GRAMOLL
155 S 750 W — jim.gramoll@gramoll.com
NORTH SALT LAKE, UT 84054 — (801) 295-2341

RIO GRANDE DEPOT SEISMIC UPGRADE

300 SOUTH RIO GRANDE STREET
SALT LAKE CITY, UT 84101

DFCM PROJECT #20229080

STAMP



ISSUE TYPE:	DATE:
BP-02	October 3, 2022

PROJECT NUMBER:	21-031
DRAWN BY:	EHW
CHECKED BY:	ARE

PHASE 2 ATTIC OVERALL PLUMBING DEMO PLAN

2.PD103

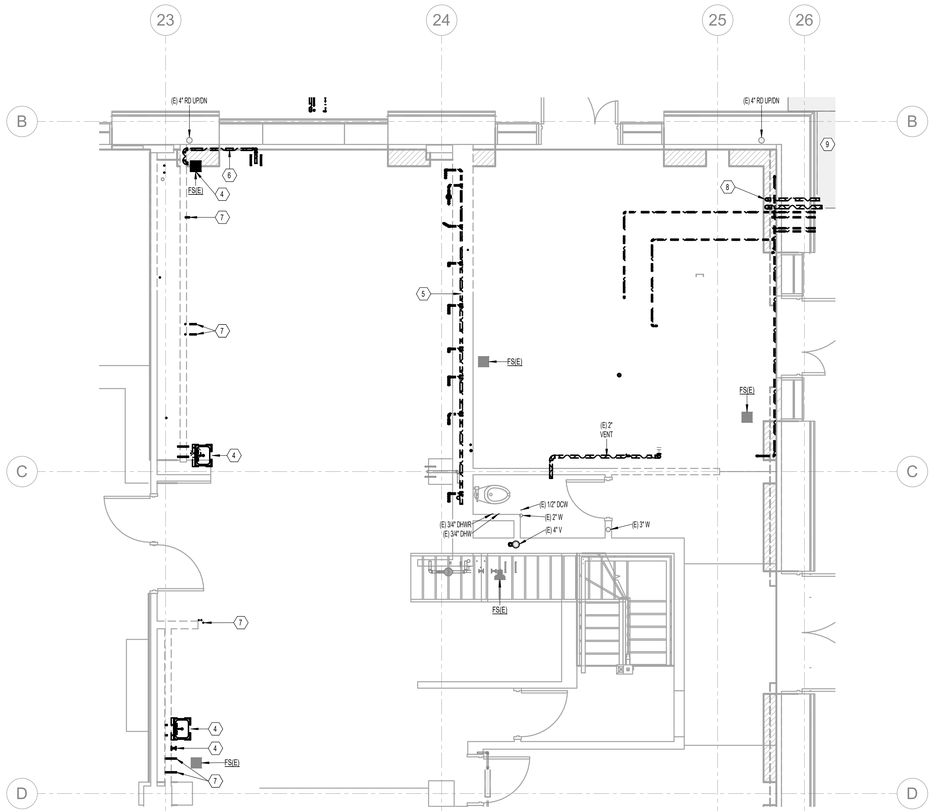

PHASE 2 ENLARGED PLUMBING DEMO PLAN - MAIN LEVEL
NORTH WING MEN'S RESTROOM

3 SCALE: 1/4" = 1'-0"

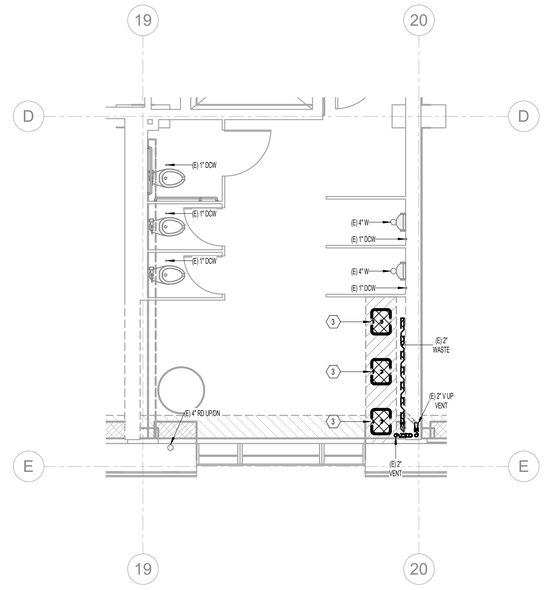

PHASE 2 ENLARGED PLUMBING DEMO PLAN - MAIN LEVEL
KITCHEN AND BOILER ROOM

4 SCALE: 1/4" = 1'-0"

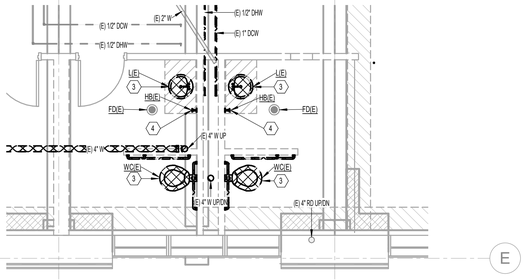

PHASE 2 ENLARGED PLUMBING DEMO PLAN - MAIN LEVEL
SOUTH WING RESTROOMS

2 SCALE: 1/4" = 1'-0"

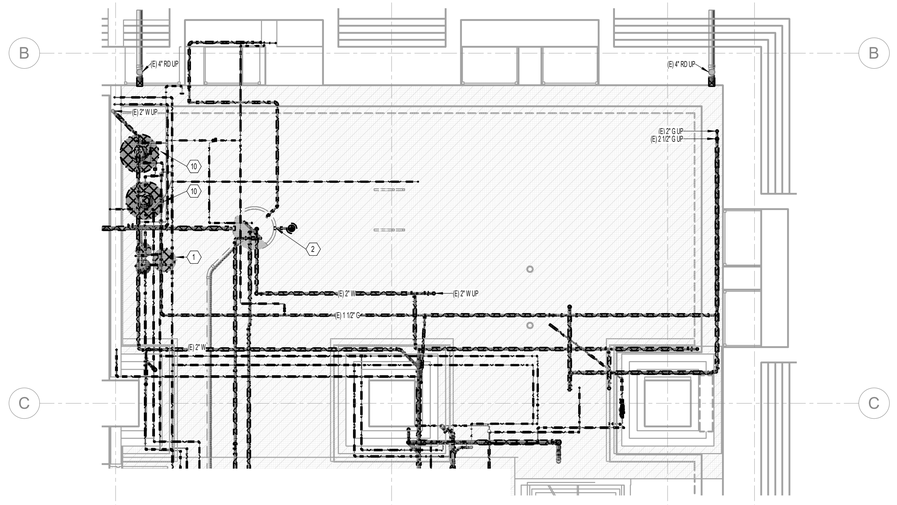

PHASE 2 ENLARGED PLUMBING DEMO PLAN - BASEMENT
MECHANICAL ROOM

1 SCALE: 1/4" = 1'-0"

GENERAL NOTES

A. EXISTING DRAWINGS ARE BASED ON CASUAL (NON-INTRUSIVE) FIELD OBSERVATIONS AND PREVIOUS PROJECT RECORD DOCUMENTS. UPON DISCOVERY OF CONDITIONS NOT SHOWN OR IN CONFLICT WITH THESE DRAWINGS THAT AFFECT PROJECT BUDGET AND/OR SCHEDULE, CONTRACTOR SHALL IMMEDIATELY REPORT SUCH CONDITIONS TO THE ARCHITECT/ENGINEER IN WRITING FOR DIRECTION ON HOW TO PROCEED.

B. ITEMS SHOWN DARK AND DASHED SHALL BE DEMOLISHED.

C. ITEMS SHOWN LIGHT AND SHADED SHALL REMAIN.

D. THE BUILDING DOES CONTAIN ASBESTOS AND LEAD BASED PAINT IN VARIOUS BUILDING MATERIALS. ITEMS THAT CONTAIN ASBESTOS AND LEAD BASED PAINT ARE NOT TO BE REMOVED OR OTHERWISE DISTURBED. FOR FURTHER INFORMATION PLEASE CONTACT OWNER'S REPRESENTATIVE R & R ENVIRONMENTAL INC. AT 801-352-2380.

E. HAZARDOUS MATERIAL ABATEMENT TO BE COMPLETED BY OWNER. HAZARDOUS MATERIAL INVENTORY REPORT IS AVAILABLE FOR REFERENCE FROM THE OWNER. CONTRACTOR SHALL NOTIFY OWNER IMMEDIATELY IF SUSPECTED HAZARDOUS MATERIALS ARE ENCOUNTERED AND HAZARDOUS MATERIALS SHALL BE ABATED BY OWNER'S REPRESENTATIVE BEFORE PROCEEDING WITH SELECTIVE DEMOLITION.

F. FOR BASEMENT FLOOR PLANS, HATCHED AREA INDICATES LOCATIONS OF FLOOR SLAB DEMOLITION FOR INSTALLATION OF NEW STRUCTURAL MICROPILES AND FOOTINGS.

G. GENERALLY, WHERE WALLS ARE TO RECEIVE SHOTCRETE REINFORCEMENT, 10'-0" CLEAR FROM WALL IS REQUIRED FOR SHOTCRETE APPLICATION. REMOVE EXISTING HVAC EQUIPMENT, DUCTWORK, DIFFUSERS/REGISTERS, PIPING, ETC. WITHIN REQUIRED CLEARANCE AREA.

H. PER THE HAZARDOUS MATERIALS REPORT, GRAY & GREEN DUCT SEALANT ON SITE IS HAZARDOUS AND MUST BE ABATED. GENERALLY, THE HAZARDOUS DUCT SEALANT WAS OBSERVED ON ROUND AND FLAT OVAL DUCTWORK. ALL DUCTWORK DEMOLITION TO BE PERFORMED BY ABATEMENT CONTRACTOR.

I. WHERE NOTED ON PLANS, CONTRACTOR SHALL SALVAGE EXISTING ORNAMENTAL HVAC SUPPLY/RETURN REGISTERS LOCATED IN CAFE AREA AND ELSEWHERE THROUGHOUT BUILDING. CONTRACTOR SHALL TAG AND LOG EACH REGISTER'S ORIGINAL INSTALLATION LOCATION AND FUNCTION. UPON DISCOVERY OF ADDITIONAL ORNAMENTAL SUPPLY/RETURN REGISTERS NOT NOTED ON PLANS, CONTRACTOR SHALL CONTACT ARCHITECT/ENGINEER FOR DIRECTION.

J. WHERE EXISTING CEILINGS ARE SCHEDULED TO BE REMOVED, REMOVE EXISTING CEILING HVAC SUPPLY/RETURN/EXHAUST GRILLES. FOR GRILLES LOCATED IN CEILINGS TO BE REMOVED BY THE ABATEMENT CONTRACTOR, THE ABATEMENT CONTRACTOR SHALL PERFORM REMOVAL.

KEYNOTES

1	REMOVE EXISTING WATER SOFTENER AND SALVAGE FOR REUSE.
2	EXISTING LIFT STATION TO REMAIN.
3	REMOVE AND RETAIN EXISTING PLUMBING FIXTURE. TEMPORARILY CAP EXISTING WATER AND WASTE LINES AT OR BELOW FLOOR AND/OR WALL FOR FUTURE RECONNECTION.
4	REMOVE EXISTING PLUMBING FIXTURE. DEMO UTILITIES BACK TO NEAREST ISOLATION VALVE AND CAP.
5	REMOVE EXISTING KITCHEN APPLIANCE GAS MANIFOLD.
6	REMOVE EXISTING PLUMBING PIPING WITHIN 10'-0" OF EXTERIOR WALL.
7	REMOVE PLUMBING PIPING IN WALL BEING DEMOLISHED. CAP BACK AT TIE-IN TO MAIN.
8	REMOVE ALL NATURAL GAS PIPING FROM INTERIOR SIDE OF BOILER ROOM WALL.
9	EXISTING NATURAL GAS METER SET, WITH DUAL METERS.
10	REMOVE EXISTING GAS-FIRED WATER HEATER.

KEY MAP

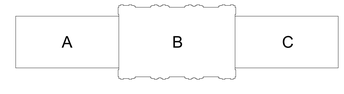

CRSA
ARCHITECTURE · PLANNING · INTERIORS
649 E SOUTH TEMPLE
SALT LAKE CITY, UT 84102
801.355.5915 · www.crsa-us.com

ARCHITECT
CRSA — C/O ZACH HESLOP
175 S. MAIN ST., STE. 300 — zheslop@crsa-us.com
SALT LAKE CITY, UT 84111 — (801)746-4974

STRUCTURAL ENGINEER
REAVELEY ENGINEERS + ASSOC. — C/O JEROD JOHNSON
675 EAST 500 SOUTH, SUITE 400 — jjohnson@reaveley.com
SALT LAKE CITY, UT 84102 — (801) 486-3883

MECHANICAL ENGINEER
COLVIN ENGINEERING ASSOC. — C/O ALLEN EVANS
505 E. SOUTH TEMPLE — aevans@cea-ut.com
SALT LAKE CITY, UT 84102 — (801) 322-2400

ELECTRICAL ENGINEER
SPECTRUM ENGINEERING — C/O MICHAEL FACKRELL
324 STATE ST. STE. 400 — michael.fackrell@speceng.com
SALT LAKE CITY, UT 84102 — (801) 328-5151

CM/GC
GRAMOLL CONSTRUCTION — C/O JIM GRAMOLL
155 S 750 W — jim.gramoll@gramoll.com
NORTH SALT LAKE, UT 84054 — (801) 295-2341

RIO GRANDE DEPOT SEISMIC UPGRADE

300 SOUTH RIO GRANDE STREET
SALT LAKE CITY, UT 84101

DFCM PROJECT #20229080

STAMP

ISSUE TYPE:	DATE:
BP-02	October 3, 2022

PROJECT NUMBER:	21-031
DRAWN BY:	EHW
CHECKED BY:	ARE

PHASE 2 ENLARGED PLUMBING DEMO PLANS

2.PD401

MECHANICAL LEGEND

NOTE: NOT ALL SYMBOLS WILL BE USED ON SHEETS.

BURIED OR UNDERFLOOR DUCT	
DUCT SIZE (IN)FIRST FIGURE IS SIDE SHOWN	18/12
FLEXIBLE DUCT (HELICAL)	
FLEXIBLE DUCT CONNECTION	
SPIN-IN W/ MVD	
AIR FLOW STATION	
COMBINATION FIRE/SMOKE DAMPER	
FIRE DAMPER	
GRAVITY BACKDRAFT DAMPER	
MANUAL VOLUME DAMPER	
MOTORIZED DAMPER	
SMOKE DAMPER	
THERMOSTAT OR TEMP SENSOR W/ EQUIPMENT TAG	XX
RADIAL SUPPLY DIFFUSERS	
RETURN GRILLE	
SUPPLY DIFFUSER	
SUPPLY SLOT DIFFUSER	
DUCT TRANSITION	
ELBOW W/ TURNING VANES	
TEE W/ 45° ENTRY	
WYE W/ 45° ENTRY	
EXHAUST AIR DUCT DOWN	
EXHAUST AIR DUCT SECTION	
EXHAUST AIR DUCT UP	
RETURN AIR DUCT DOWN	
RETURN AIR DUCT SECTION	
RETURN AIR DUCT UP	
SUPPLY AIR DUCT DOWN	
SUPPLY AIR DUCT SECTION	
SUPPLY AIR DUCT UP	
FIRE DEPT. HORN & LIGHT	
FIRE HOSE CABINET	
POST TYPE FDC CONNECTION	
WALL TYPE FDC CONNECTION	
YARD HYDRANT	
FLOOR DRAIN	
FLOOR OR GRADE CLEANOUT	
FLOOR SINK	
GRADE CLEANOUT W/ CONCRETE PAD	
HOSE BIBB OR SILLCOCK	
MANHOLE	
REDUCED PRESSURE BACKFLOW PREVENTOR	RPBP
VENT THROUGH THE ROOF	
WALL CLEANOUT	SH
EXPANSION JOINT	
FLEXIBLE PIPE CONNECTION	
HEAT TRACING	

CHILLED WATER RETURN	X" CHR
CHILLED WATER SUPPLY	X" CHS
CONDENSER WATER RETURN	X" CR
CONDENSER WATER SUPPLY	X" CS
HEATING WATER RETURN	X" HWR
HEATING WATER SUPPLY	X" HWS
RADIANT FLOOR RETURN	X" RFR
RADIANT FLOOR SUPPLY	X" RFS
REFRIGERANT LIQUID	X" RL
REFRIGERANT SUCTION	X" RS
SNOWMELT RETURN	X" SMR
SNOWMELT SUPPLY	X" SMS
STEAM	X" S
STEAM CONDENSATE RETURN	X" SCR
GROUND LOOP RETURN	X" GLR
GROUND LOOP SUPPLY	X" GLS
HOT GAS	X" HG
HOT GAS BYPASS	X" HGBP
AQUASTAT	
FLOW SWITCH	
IN-LINE PUMP	
PRESSURE GAUGE W/ GAUGE COCK	
STRAINER	
TEMPERATURE & PRESSURE TEST PLUG	
TEMPERATURE SENSING WELL	
THERMOMETER	
VENTURI FLOW METER	
DIRECTION OF FLOW	
ELBOW DOWN	
ELBOW UP	
PIPE CAP	
REDUCER	
TEE DOWN	
UNION	
CONDENSATE DRAIN	X" D
DOMESTIC COLD WATER	X" DCW
DOMESTIC HOT WATER	X" DHW
DOMESTIC HOT WATER RECIRC.	X" DHWR
FIRE SERVICE	X" F
GREASE WASTE ABOVE GRADE	X" GW
GREASE WASTE BELOW GRADE	X" GW
NATURAL GAS	X" G
OVERFLOW DRAIN	X" OD
ROOF DRAIN	X" RD
SANITARY (PLBG) VENT	X" V
SANITARY WASTE ABOVE GRADE	X" W
SANITARY WASTE BELOW GRADE	X" W

COMPRESSED AIR	X" CA
TEMPERED WATER	X" T
ARGON	X" AR
CARBON DIOXIDE	X" CO2
DEIONIZED WATER RETURN	X" DI
DEIONIZED WATER SUPPLY	X" DIR
FUEL OIL RETURN	X" FOR
FUEL OIL SUPPLY	X" FOS
HELIUM	X" HE
HYDROGEN	X" H
INDUSTRIAL WATER (NON-POTABLE)	X" IW
MEDICAL AIR	X" MA
NITROGEN	X" N
NITROUS OXIDE	X" N2O
OXYGEN	X" O2
PROPANE	X" P
REVERSE OSMOSIS	X" RO
VACUUM	X" VAC
WATER TREATMENT	X" WT
ACCESS PANEL	
CARBON DIOXIDE SENSOR	
CARBON MONOXIDE SENSOR	
HUMIDISTAT OR HUMIDITY SENSOR	
NITROGEN DIOXIDE SENSOR	
POINT OF CONNECTION TO EXISTING	
POINT OF REMOVAL FROM EXISTING	
AIR VENT (AUTOMATIC)	
AUTOMATIC CONTROL VALVE (2-WAY)	
AUTOMATIC CONTROL VALVE (3-WAY)	
BALL VALVE	
BUTTERFLY VALVE	
CALIBRATED BALANCE VALVE	
CHECK (SWING OR LIFT AS REQ'D) VALVE	
CURB COCK	
GAS COCK	
GATE OS & Y PATTERN VALVE	
GATE VALVE	
MOTORIZED ACTUATOR	M
P&T RELIEF VALVE	
PET COCK OR GAUGE COCK	
PLUG VALVE	
PRESSURE REDUCING VALVE	
SOLENOID VALVE	
THERMAL EXPANSION VALVE	
DETAIL TAG	SECTION NO. / DRAWING NO.
KEYED NOTE	NOTE NO.
SECTION CUT LINE	DETAIL NO. / DRAWING NO.

ABBREVIATIONS

	NOTE: NOT ALL ABBREVIATIONS WILL BE USED ON SHEETS.
AD	ACCESS DOOR
AF	AIRFOIL
AFF	ABOVE FINISHED FLOOR
ALT	ALTERNATE
BI	BACKWARD INCLINE
BOD	BOTTOM OF DUCT
BOP	BOTTOM OF PIPE
BTUH	BRITISH THERMAL UNITS PER HOUR
CAP	CAPACITY
CAS	COMBUSTION AIR SUPPLY
CBV	CALIBRATED BALANCE VALVE
CFM	CUBIC FEET PER MINUTE
CV	CONSTANT VOLUME
CV	CONTROL VALVE
DB	DRY BULB
DCW	DOMESTIC COLD WATER
DF	DRINKING FOUNTAIN
DHW	DOMESTIC HOT WATER
DHWR	DOMESTIC HOT WATER RECIRC
DIA	DIAMETER
DN	DOWN
DSN	DOWN SPOUT NOZZLE
DW	DISHWASHER
E	EXISTING
EA	EACH OR EXHAUST AIR
EAT	ENTERING AIR TEMPERATURE
EFF	EFFICIENCY
ELEV	ELEVATION
ENCL	ENCLOSURE
ESP	EXTERNAL STATIC PRESSURE
ET	EXPANSION TANK
EWC	ELECTRIC WATER COOLER
EWT	ENTERING WATER TEMPERATURE
FCO	FLOOR CLEAN OUT
FD	FLOOR DRAIN
FO	FLAT OVAL
FPM	FEET PER MINUTE
FS	FLOOR SINK
FT	FEET
FV	FACE VELOCITY
GA	GAUGE
GAL	GALLON
GD	GARAGE DRAIN
GEA	GREASE EXHAUST AIR
GPM	GALLONS PER MINUTE
HP	HORSE POWER
HR	HOUR
HT	HEIGHT
IN	INCH
IN WC	INCHES OF WATER COLUMN
IN WG	INCHES OF WATER GAUGE
L	LAVATORY OR LOUVER
LAT	LEAVING AIR TEMPERATURE
LBS	POUNDS
LWT	LEAVING WATER TEMPERATURE
MAX	MAXIMUM
MBH	THOUSAND BRITISH THERMAL UNITS
MECH	MECHANICAL
MIN	MINIMUM
MPSA	MEDUIM PRESSURE SUPPLY AIR
MUA	MAKE-UP AIR
MVD	MANUAL VOLUME DAMPER
NC	NOISE CRITERIA OR NORMALLY CLOSED
NIC	NOT IN CONTRACT
NO	NUMBER
NOM	NOMINAL
NTS	NOT TO SCALE
OA	OUTSIDE AIR
OBD	OPPOSED BLADE DAMPER
OD	OVERFLOW DRAIN
OFCI	OWNER FURNISHED, CONTRACTOR INSTALLED
OFOI	OWNER FURNISHED, OWNER INSTALLED
PD	PRESSURE DROP
PG	PROPYLENE GLYCOL
POC	POINT OF CONNECTION
PRV	PRESSURE REDUCING VALVE
PSI	POUNDS PER SQUARE INCH
PSIG	POUNDS PER SQUARE INCH GAUGE
RA	RETURN AIR
RAD	RADIUS
RD	ROOF DRAIN
RLF	RELIEF AIR
RPBP	REDUCED PRESSURE BACKFLOW PREVENTOR
SA	SUPPLY AIR OR SHOCK ARRESTOR
SEN	SENSIBLE
SF	SQUARE FEET
SIM	SIMILAR
SL	SEA LEVEL
SP	STATIC PRESSURE
SS	SERVICE SINK OR STAINLESS STEEL
TA	TRANSFER AIR
TOD	TOP OF DUCT
TSP	TOTAL STATIC PRESSURE
TYP.	TYPICAL
U	URINAL
V	VENT
VAV	VARIABLE AIR VOLUME
VD	VOLUME DAMPER
VENT	FLUE VENT
VFD	VARIABLE FREQUENCY DRIVE
VOL	VOLUME
VTR	VENT THROUGH THE ROOF
W	WASTE
W/	WITH
W/O	WITHOUT
WB	WET BULB
WC	WATER CLOSET
WCO	WALL CLEANOUT
WHA	WATER HAMMER ARRESTOR
WPD	WATER PRESSURE DROP
WT	WEIGHT
Ø	ROUND OR DIAMETER

DRAWING INDEX - MECHANICAL BP-02

#	SHEET NAME
M002	MECHANICAL LEGEND, SYMBOLS & ABBREVIATIONS BP-02
2.MD100	PHASE 2 BASEMENT OVERALL MECHANICAL DEMO PLAN
2.MD100A	PHASE 2 BASEMENT MECHANICAL DEMO PLAN AREA A
2.MD100B	PHASE 2 BASEMENT MECHANICAL DEMO PLAN AREA B
2.MD100C	PHASE 2 BASEMENT MECHANICAL DEMO PLAN AREA C
2.MD101	PHASE 2 MAIN LEVEL OVERALL MECHANICAL DEMO PLAN
2.MD101A	PHASE 2 MAIN LEVEL MECHANICAL DEMO PLAN AREA A
2.MD101B	PHASE 2 MAIN LEVEL MECHANICAL DEMO PLAN AREA B
2.MD101C	PHASE 2 MAIN LEVEL MECHANICAL DEMO PLAN AREA C
2.MD102	PHASE 2 UPPER LEVEL OVERALL MECHANICAL DEMO PLAN
2.MD102A	PHASE 2 UPPER LEVEL MECHANICAL DEMO PLAN AREA A
2.MD102B	PHASE 2 UPPER LEVEL MECHANICAL DEMO PLAN AREA B
2.MD102C	PHASE 2 UPPER LEVEL MECHANICAL DEMO PLAN AREA C
2.MD103	PHASE 2 ATTIC OVERALL MECHANICAL DEMO PLAN
2.MD103A	PHASE 2 ATTIC MECHANICAL DEMO PLAN AREA A
2.MD103B	PHASE 2 ATTIC MECHANICAL DEMO PLAN AREA B
2.MD103C	PHASE 2 ATTIC MECHANICAL DEMO PLAN AREA C
2.MD401	PHASE 2 ENLARGED MECHANICAL DEMO PLANS
2.MD501	PHASE 2 MECHANICAL DEMO 3D VIEWS

CRSA

ARCHITECTURE · PLANNING · INTERIORS

649 E SOUTH TEMPLE
SALT LAKE CITY, UT 84102
801.355.5915 · www.crsa-us.com

ARCHITECT
CRSA — C/O ZACH HESLOP
175 S. MAIN ST., STE. 300 — zheslop@crsa-us.com
SALT LAKE CITY, UT 84111 — (801)746-4974

STRUCTURAL ENGINEER
REAVELEY ENGINEERS + ASSOC. — C/O JEROD JOHNSON
675 EAST 500 SOUTH, SUITE 400 — jjohnson@reaveley.com
SALT LAKE CITY, UT 84102 — (801) 486-3883

MECHANICAL ENGINEER
COLVIN ENGINEERING ASSOC. — C/O ALLEN EVANS
505 E. SOUTH TEMPLE — aevans@cea-ut.com
SALT LAKE CITY, UT 84102 — (801) 322-2400

ELECTRICAL ENGINEER
SPECTRUM ENGINEERING — C/O MICHAEL FACKRELL
324 STATE ST. STE. 400 — michael.fackrell@speceng.com
SALT LAKE CITY, UT 84102 — (801) 328-5151

CM/GC
GRAMOLL CONSTRUCTION — C/O JIM GRAMOLL
155 S 750 W — jim.gramoll@gramoll.com
NORTH SALT LAKE, UT 84054 — (801) 295-2341

RIO GRANDE DEPOT SEISMIC UPGRADE

300 SOUTH RIO GRANDE STREET
SALT LAKE CITY, UT 84101

DFCM PROJECT #20229080

STAMP

ISSUE TYPE:	DATE:
BP-02	October 3, 2022
PROJECT NUMBER:	21-031
DRAWN BY:	Author
CHECKED BY:	Checker

MECHANICAL LEGEND, SYMBOLS & ABBREVIATIONS BP-02

M002

Plotted: 10/3/2022 2:51:39 PM by Author
File Name: P:\Projects\2021\21-031 Rio Grande Depot\Revit\Drawings\21-031 Rio Grande Depot_CENTRAL.rvt

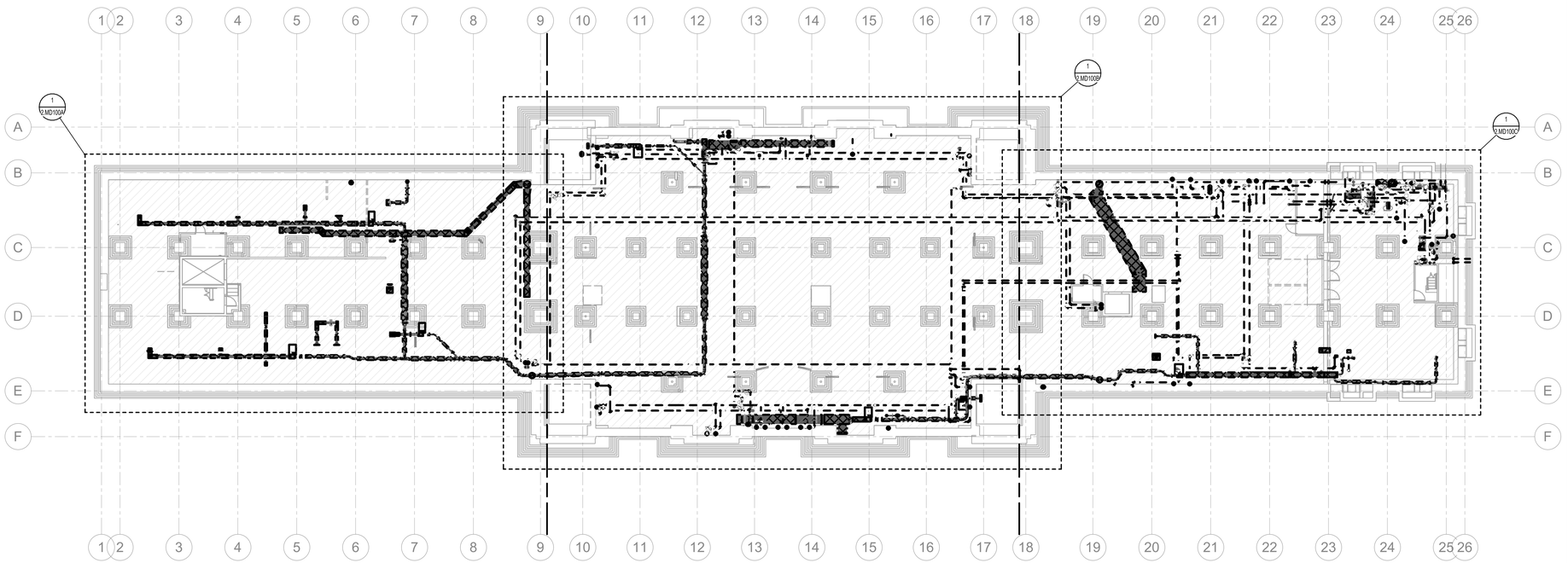

1 PHASE 2 BASEMENT OVERALL MECHANICAL DEMO PLAN
SCALE: 1/16" = 1'-0"

GENERAL NOTES

A. EXISTING DRAWINGS ARE BASED ON CASUAL (NON-INTRUSIVE) FIELD OBSERVATIONS AND PREVIOUS PROJECT RECORD DOCUMENTS. UPON DISCOVERY OF CONDITIONS NOT SHOWN OR IN CONFLICT WITH THESE DRAWINGS THAT AFFECT PROJECT BUDGET AND/OR SCHEDULE, CONTRACTOR SHALL IMMEDIATELY REPORT SUCH CONDITIONS TO THE ARCHITECT/ENGINEER IN WRITING FOR DIRECTION ON HOW TO PROCEED.

B. ITEMS SHOWN DARK AND DASHED SHALL BE DEMOLISHED.

C. ITEMS SHOWN LIGHT AND SHADED SHALL REMAIN.

D. THE BUILDING DOES CONTAIN ASBESTOS AND LEAD BASED PAINT IN VARIOUS BUILDING MATERIALS. ITEMS THAT CONTAIN ASBESTOS AND LEAD BASED PAINT ARE NOT TO BE REMOVED OR OTHERWISE DISTURBED. FOR FURTHER INFORMATION PLEASE CONTACT OWNER'S REPRESENTATIVE R & R ENVIRONMENTAL INC. AT 801-352-2380.

E. HAZARDOUS MATERIAL ABATEMENT TO BE COMPLETED BY OWNER. HAZARDOUS MATERIAL INVENTORY REPORT IS AVAILABLE FOR REFERENCE FROM THE OWNER. CONTRACTOR SHALL NOTIFY OWNER IMMEDIATELY IF SUSPECTED HAZARDOUS MATERIALS ARE ENCOUNTERED AND HAZARDOUS MATERIALS SHALL BE ABATED BY OWNER'S REPRESENTATIVE BEFORE PROCEEDING WITH SELECTIVE DEMOLITION.

F. FOR BASEMENT FLOOR PLANS, HATCHED AREA INDICATES LOCATIONS OF FLOOR SLAB DEMOLITION FOR INSTALLATION OF NEW STRUCTURAL MICROPILES AND FOOTINGS.

G. GENERALLY, WHERE WALLS ARE TO RECEIVE SHOTCRETE REINFORCEMENT, 10'-0" CLEAR FROM WALL IS REQUIRED FOR SHOTCRETE APPLICATION. REMOVE EXISTING HVAC EQUIPMENT, DUCTWORK, DIFFUSERS/REGISTERS, PIPING, ETC. WITHIN REQUIRED CLEARANCE AREA.

H. PER THE HAZARDOUS MATERIALS REPORT, GRAY & GREEN DUCT SEALANT ON SITE IS HAZARDOUS AND MUST BE ABATED. GENERALLY, THE HAZARDOUS DUCT SEALANT WAS OBSERVED ON ROUND AND FLAT OVAL DUCTWORK. ALL DUCTWORK DEMOLITION TO BE PERFORMED BY ABATEMENT CONTRACTOR.

I. WHERE NOTED ON PLANS, CONTRACTOR SHALL SALVAGE EXISTING ORNAMENTAL HVAC SUPPLY/RETURN REGISTERS LOCATED IN CAFE AREA AND ELSEWHERE THROUGHOUT BUILDING. CONTRACTOR SHALL TAG AND LOG EACH REGISTER'S ORIGINAL INSTALLATION LOCATION AND FUNCTION. UPON DISCOVERY OF ADDITIONAL ORNAMENTAL SUPPLY/RETURN REGISTERS NOT NOTED ON PLANS, CONTRACTOR SHALL CONTACT ARCHITECT/ENGINEER FOR DIRECTION.

J. WHERE EXISTING CEILINGS ARE SCHEDULED TO BE REMOVED, REMOVE EXISTING CEILING HVAC SUPPLY/RETURN/EXHAUST GRILLES. FOR GRILLES LOCATED IN CEILINGS TO BE REMOVED BY THE ABATEMENT CONTRACTOR, THE ABATEMENT CONTRACTOR SHALL PERFORM REMOVAL.

KEY MAP

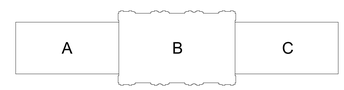

CRSA
ARCHITECTURE · PLANNING · INTERIORS
649 E SOUTH TEMPLE
SALT LAKE CITY, UT 84102
801.355.5915 · www.crsa-us.com

ARCHITECT
CRSA — C/O ZACH HESLOP
175 S. MAIN ST., STE. 300 — zheslop@crsa-us.com
SALT LAKE CITY, UT 84111 — (801)746-4974

STRUCTURAL ENGINEER
REAVELEY ENGINEERS + ASSOC. — C/O JEROD JOHNSON
675 EAST 500 SOUTH, SUITE 400 — jjohnson@reaveley.com
SALT LAKE CITY, UT 84102 — (801) 486-3883

MECHANICAL ENGINEER
COLVIN ENGINEERING ASSOC. — C/O ALLEN EVANS
505 E. SOUTH TEMPLE — aevans@cea-ut.com
SALT LAKE CITY, UT 84102 — (801) 322-2400

ELECTRICAL ENGINEER
SPECTRUM ENGINEERING — C/O MICHAEL FACKRELL
324 STATE ST. STE. 400 — michael.fackrell@speceng.com
SALT LAKE CITY, UT 84102 — (801) 328-5151

CM/GC
GRAMOLL CONSTRUCTION — C/O JIM GRAMOLL
155 S 750 W — jim.gramoll@gramoll.com
NORTH SALT LAKE, UT 84054 — (801) 295-2341

RIO GRANDE DEPOT SEISMIC UPGRADE

300 SOUTH RIO GRANDE STREET
SALT LAKE CITY, UT 84101

DFCM PROJECT #20229080

STAMP

ISSUE TYPE:	DATE:
BP-02	October 3, 2022

PROJECT NUMBER:	21-031
DRAWN BY:	EHW
CHECKED BY:	ARE

PHASE 2 BASEMENT OVERALL MECHANICAL DEMO PLAN

2.MD100

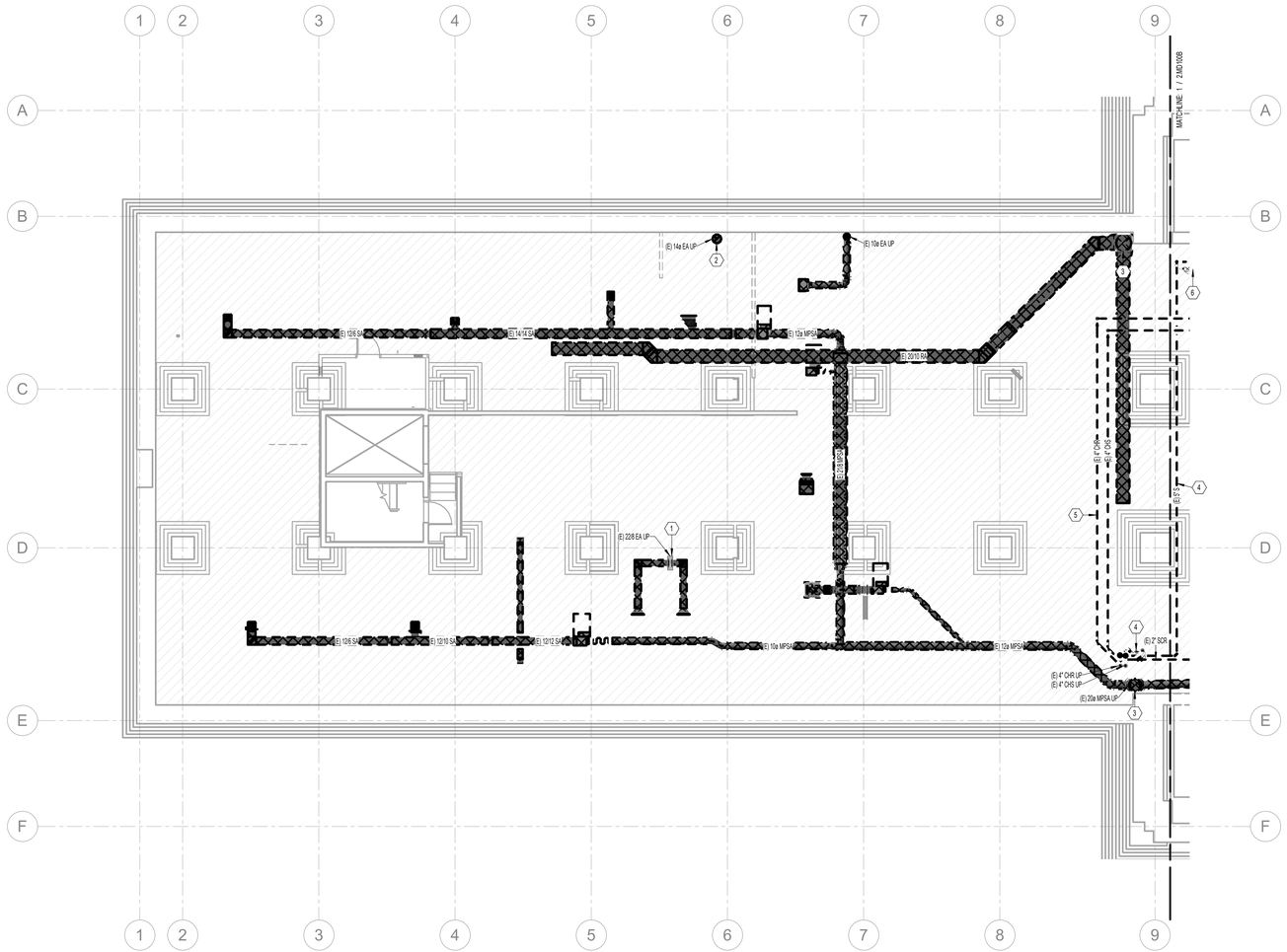

1 PHASE 2 BASEMENT MECHANICAL DEMO PLAN AREA A

SCALE: 1/8" = 1'-0"

0 2' 4' 8' 16'

GENERAL NOTES

A. EXISTING DRAWINGS ARE BASED ON CASUAL (NON-INTRUSIVE) FIELD OBSERVATIONS AND PREVIOUS PROJECT RECORD DOCUMENTS. UPON DISCOVERY OF CONDITIONS NOT SHOWN OR IN CONFLICT WITH THESE DRAWINGS THAT AFFECT PROJECT BUDGET AND/OR SCHEDULE, CONTRACTOR SHALL IMMEDIATELY REPORT SUCH CONDITIONS TO THE ARCHITECT/ENGINEER IN WRITING FOR DIRECTION ON HOW TO PROCEED.

B. ITEMS SHOWN DARK AND DASHED SHALL BE DEMOLISHED.

C. ITEMS SHOWN LIGHT AND SHADED SHALL REMAIN.

D. THE BUILDING DOES CONTAIN ASBESTOS AND LEAD BASED PAINT IN VARIOUS BUILDING MATERIALS. ITEMS THAT CONTAIN ASBESTOS AND LEAD BASED PAINT ARE NOT TO BE REMOVED OR OTHERWISE DISTURBED. FOR FURTHER INFORMATION PLEASE CONTACT OWNER'S REPRESENTATIVE R & R ENVIRONMENTAL INC. AT 801-352-2380.

E. HAZARDOUS MATERIAL ABATEMENT TO BE COMPLETED BY OWNER. HAZARDOUS MATERIAL INVENTORY REPORT IS AVAILABLE FOR REFERENCE FROM THE OWNER. CONTRACTOR SHALL NOTIFY OWNER IMMEDIATELY IF SUSPECTED HAZARDOUS MATERIALS ARE ENCOUNTERED AND HAZARDOUS MATERIALS SHALL BE ABATED BY OWNER'S REPRESENTATIVE BEFORE PROCEEDING WITH SELECTIVE DEMOLITION.

F. FOR BASEMENT FLOOR PLANS, HATCHED AREA INDICATES LOCATIONS OF FLOOR SLAB DEMOLITION FOR INSTALLATION OF NEW STRUCTURAL MICROPILES AND FOOTINGS.

G. GENERALLY, WHERE WALLS ARE TO RECEIVE SHOTCRETE REINFORCEMENT, 10'-0" CLEAR FROM WALL IS REQUIRED FOR SHOTCRETE APPLICATION. REMOVE EXISTING HVAC EQUIPMENT, DUCTWORK, DIFFUSERS/REGISTERS, PIPING, ETC. WITHIN REQUIRED CLEARANCE AREA.

H. PER THE HAZARDOUS MATERIALS REPORT, GRAY & GREEN DUCT SEALANT ON SITE IS HAZARDOUS AND MUST BE ABATED. GENERALLY, THE HAZARDOUS DUCT SEALANT WAS OBSERVED ON ROUND AND FLAT OVAL DUCTWORK. ALL DUCTWORK DEMOLITION TO BE PERFORMED BY ABATEMENT CONTRACTOR.

I. WHERE NOTED ON PLANS, CONTRACTOR SHALL SALVAGE EXISTING ORNAMENTAL HVAC SUPPLY/RETURN REGISTERS LOCATED IN CAFE AREA AND ELSEWHERE THROUGHOUT BUILDING. CONTRACTOR SHALL TAG AND LOG EACH REGISTER'S ORIGINAL INSTALLATION LOCATION AND FUNCTION. UPON DISCOVERY OF ADDITIONAL ORNAMENTAL SUPPLY/RETURN REGISTERS NOT NOTED ON PLANS, CONTRACTOR SHALL CONTACT ARCHITECT/ENGINEER FOR DIRECTION.

J. WHERE EXISTING CEILINGS ARE SCHEDULED TO BE REMOVED, REMOVE EXISTING CEILING HVAC SUPPLY/RETURN/EXHAUST GRILLES. FOR GRILLES LOCATED IN CEILINGS TO BE REMOVED BY THE ABATEMENT CONTRACTOR, THE ABATEMENT CONTRACTOR SHALL PERFORM REMOVAL.

KEYNOTES

1	GENERAL EXHAUST DUCT UP TO EXHAUST FAN ON ROOF.
2	FUME HOOD EXHAUST DUCT FROM BASEMENT LEVEL UP TO EXHAUST FAN ON ROOF.
3	DUCT MAINS FROM AIR HANDLERS IN ATTIC DOWN TO BASEMENT LEVEL.
4	REMOVE ALL STEAM SYSTEM PIPING AND RELATED EQUIPMENT.
5	REMOVE EXISTING CHILLED WATER PIPING.
6	EXISTING STEAM TRAP.

KEY MAP

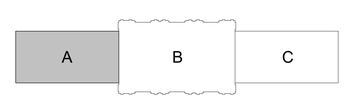

CRSA
ARCHITECTURE · PLANNING · INTERIORS
649 E SOUTH TEMPLE
SALT LAKE CITY, UT 84102
801.355.5915 · www.crsa-us.com

ARCHITECT
CRSA — C/O ZACH HESLOP
175 S. MAIN ST., STE. 300 — zheslop@crsa-us.com
SALT LAKE CITY, UT 84111 — (801)746-4974

STRUCTURAL ENGINEER
REAVELEY ENGINEERS + ASSOC. — C/O JEROD JOHNSON
675 EAST 500 SOUTH, SUITE 400 — jjohnson@reaveley.com
SALT LAKE CITY, UT 84102 — (801) 486-3883

MECHANICAL ENGINEER
COLVIN ENGINEERING ASSOC. — C/O ALLEN EVANS
505 E. SOUTH TEMPLE — aevans@cea-ut.com
SALT LAKE CITY, UT 84102 — (801) 322-2400

ELECTRICAL ENGINEER
SPECTRUM ENGINEERING — C/O MICHAEL FACKRELL
324 STATE ST. STE. 400 — michael.fackrell@speceng.com
SALT LAKE CITY, UT 84102 — (801) 328-5151

CM/GC
GRAMOLL CONSTRUCTION — C/O JIM GRAMOLL
155 S 750 W — jim.gramoll@gramoll.com
NORTH SALT LAKE, UT 84054 — (801) 295-2341

RIO GRANDE DEPOT SEISMIC UPGRADE

300 SOUTH RIO GRANDE STREET
SALT LAKE CITY, UT 84101

DFCM PROJECT #20229080

STAMP

ISSUE TYPE:	DATE:
BP-02	October 3, 2022

PROJECT NUMBER:	21-031
DRAWN BY:	EHW
CHECKED BY:	ARE

PHASE 2 BASEMENT MECHANICAL DEMO PLAN AREA A

2.MD100A

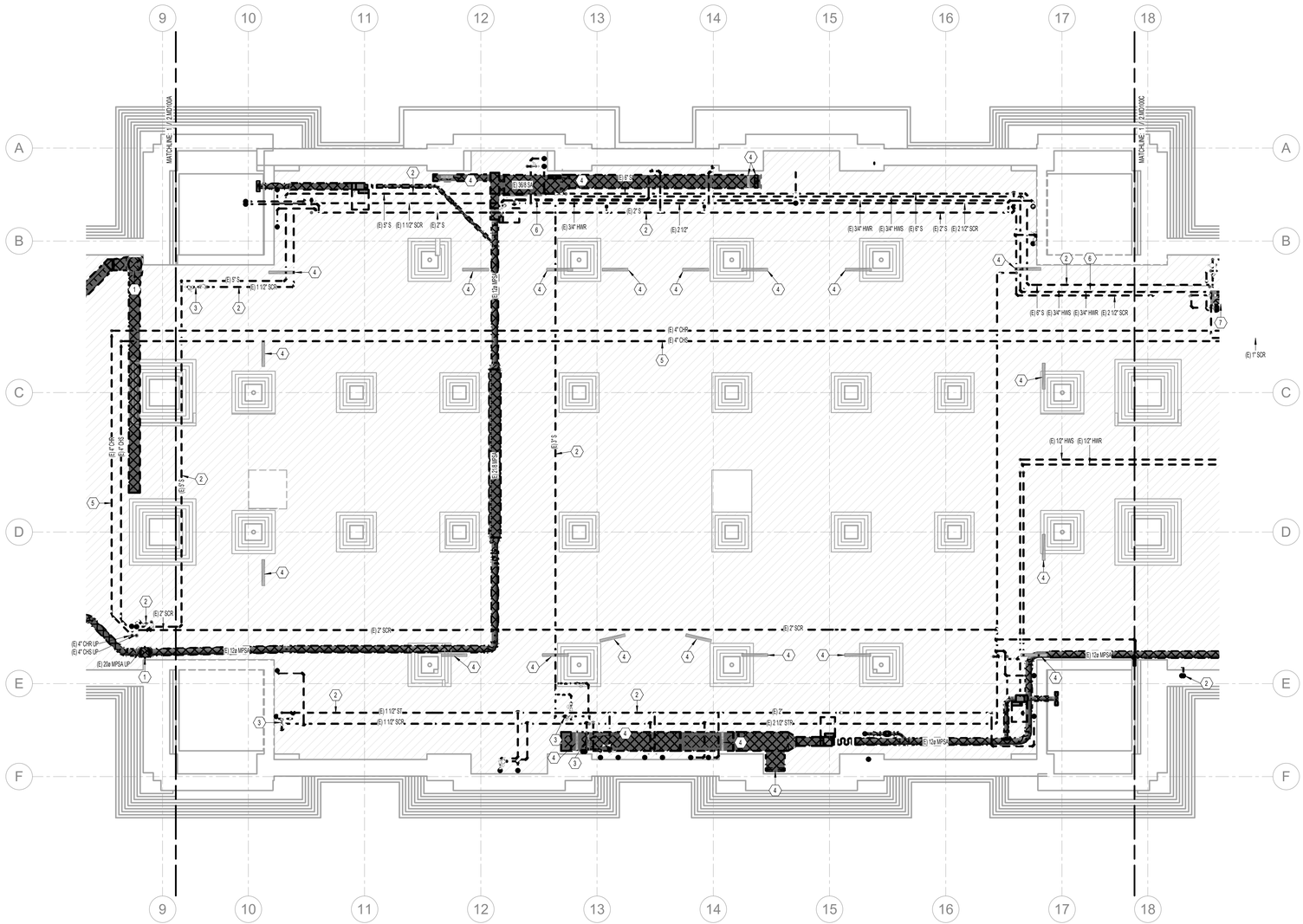

1 PHASE 2 BASEMENT MECHANICAL DEMO PLAN AREA B

SCALE: 1/8" = 1'-0"

0' 0' 4' 8' 16'

GENERAL NOTES

A. EXISTING DRAWINGS ARE BASED ON CASUAL (NON-INTRUSIVE) FIELD OBSERVATIONS AND PREVIOUS PROJECT RECORD DOCUMENTS. UPON DISCOVERY OF CONDITIONS NOT SHOWN OR IN CONFLICT WITH THESE DRAWINGS THAT AFFECT PROJECT BUDGET AND/OR SCHEDULE, CONTRACTOR SHALL IMMEDIATELY REPORT SUCH CONDITIONS TO THE ARCHITECT/ENGINEER IN WRITING FOR DIRECTION ON HOW TO PROCEED.

B. ITEMS SHOWN DARK AND DASHED SHALL BE DEMOLISHED.

C. ITEMS SHOWN LIGHT AND SHADED SHALL REMAIN.

D. THE BUILDING DOES CONTAIN ASBESTOS AND LEAD BASED PAINT IN VARIOUS BUILDING MATERIALS. ITEMS THAT CONTAIN ASBESTOS AND LEAD BASED PAINT ARE NOT TO BE REMOVED OR OTHERWISE DISTURBED. FOR FURTHER INFORMATION PLEASE CONTACT OWNER'S REPRESENTATIVE R & R ENVIRONMENTAL INC. AT 801-352-2380.

E. HAZARDOUS MATERIAL ABATEMENT TO BE COMPLETED BY OWNER. HAZARDOUS MATERIAL INVENTORY REPORT IS AVAILABLE FOR REFERENCE FROM THE OWNER. CONTRACTOR SHALL NOTIFY OWNER IMMEDIATELY IF SUSPECTED HAZARDOUS MATERIALS ARE ENCOUNTERED AND HAZARDOUS MATERIALS SHALL BE ABATED BY OWNER'S REPRESENTATIVE BEFORE PROCEEDING WITH SELECTIVE DEMOLITION.

F. FOR BASEMENT FLOOR PLANS, HATCHED AREA INDICATES LOCATIONS OF FLOOR SLAB DEMOLITION FOR INSTALLATION OF NEW STRUCTURAL MICROPILES AND FOOTINGS.

G. GENERALLY, WHERE WALLS ARE TO RECEIVE SHOTCRETE REINFORCEMENT, 10'-0" CLEAR FROM WALL IS REQUIRED FOR SHOTCRETE APPLICATION. REMOVE EXISTING HVAC EQUIPMENT, DUCTWORK, DIFFUSERS/REGISTERS, PIPING, ETC. WITHIN REQUIRED CLEARANCE AREA.

H. PER THE HAZARDOUS MATERIALS REPORT, GRAY & GREEN DUCT SEALANT ON SITE IS HAZARDOUS AND MUST BE ABATED. GENERALLY, THE HAZARDOUS DUCT SEALANT WAS OBSERVED ON ROUND AND FLAT OVAL DUCTWORK. ALL DUCTWORK DEMOLITION TO BE PERFORMED BY ABATEMENT CONTRACTOR.

I. WHERE NOTED ON PLANS, CONTRACTOR SHALL SALVAGE EXISTING ORNAMENTAL HVAC SUPPLY/RETURN REGISTERS LOCATED IN CAFE AREA AND ELSEWHERE THROUGHOUT BUILDING. CONTRACTOR SHALL TAG AND LOG EACH REGISTER'S ORIGINAL INSTALLATION LOCATION AND FUNCTION. UPON DISCOVERY OF ADDITIONAL ORNAMENTAL SUPPLY/RETURN REGISTERS NOT NOTED ON PLANS, CONTRACTOR SHALL CONTACT ARCHITECT/ENGINEER FOR DIRECTION.

J. WHERE EXISTING CEILINGS ARE SCHEDULED TO BE REMOVED, REMOVE EXISTING CEILING HVAC SUPPLY/RETURN/EXHAUST GRILLES. FOR GRILLES LOCATED IN CEILINGS TO BE REMOVED BY THE ABATEMENT CONTRACTOR, THE ABATEMENT CONTRACTOR SHALL PERFORM REMOVAL.

KEYNOTES

1	DUCT MAINS FROM AIR HANDLERS IN ATTIC DOWN TO BASEMENT LEVEL.
2	REMOVE ALL STEAM SYSTEM PIPING AND RELATED EQUIPMENT.
3	EXISTING STEAM TRAP.
4	EXISTING DUCTWORK WITH FIRE DAMPER UP TO FLOOR GRILLE ON MAIN LEVEL.
5	REMOVE EXISTING CHILLED WATER PIPING.
6	REMOVE EXISTING HEATING WATER PIPING.
7	EXISTING STEAM CONDENSATE RETURN PUMP.

KEY MAP

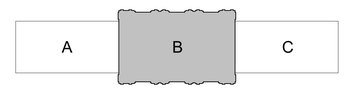

CRSA
ARCHITECTURE · PLANNING · INTERIORS
649 E SOUTH TEMPLE
SALT LAKE CITY, UT 84102
801.355.5915 · www.crsa-us.com

ARCHITECT
CRSA — C/O ZACH HESLOP
175 S. MAIN ST., STE. 300 — zheslop@crsa-us.com
SALT LAKE CITY, UT 84111 — (801)746-4974

STRUCTURAL ENGINEER
REAVELEY ENGINEERS + ASSOC. — C/O JEROD JOHNSON
675 EAST 500 SOUTH, SUITE 400 — jjohnson@reaveley.com
SALT LAKE CITY, UT 84102 — (801) 486-3883

MECHANICAL ENGINEER
COLVIN ENGINEERING ASSOC. — C/O ALLEN EVANS
505 E. SOUTH TEMPLE — aevans@cea-ut.com
SALT LAKE CITY, UT 84102 — (801) 322-2400

ELECTRICAL ENGINEER
SPECTRUM ENGINEERING — C/O MICHAEL FACKRELL
324 STATE ST. STE. 400 — michael.fackrell@speceng.com
SALT LAKE CITY, UT 84102 — (801) 328-5151

CM/GC
GRAMOLL CONSTRUCTION — C/O JIM GRAMOLL
155 S 750 W — jim.gramoll@gramoll.com
NORTH SALT LAKE, UT 84054 — (801) 295-2341

RIO GRANDE DEPOT
SEISMIC UPGRADE

300 SOUTH RIO GRANDE STREET
SALT LAKE CITY, UT 84101

DFCM PROJECT #20229080

STAMP

ISSUE TYPE:	DATE:
BP-02	October 3, 2022

PROJECT NUMBER:	21-031
DRAWN BY:	EHW
CHECKED BY:	ARE

PHASE 2 BASEMENT MECHANICAL DEMO PLAN AREA B

2.MD100B

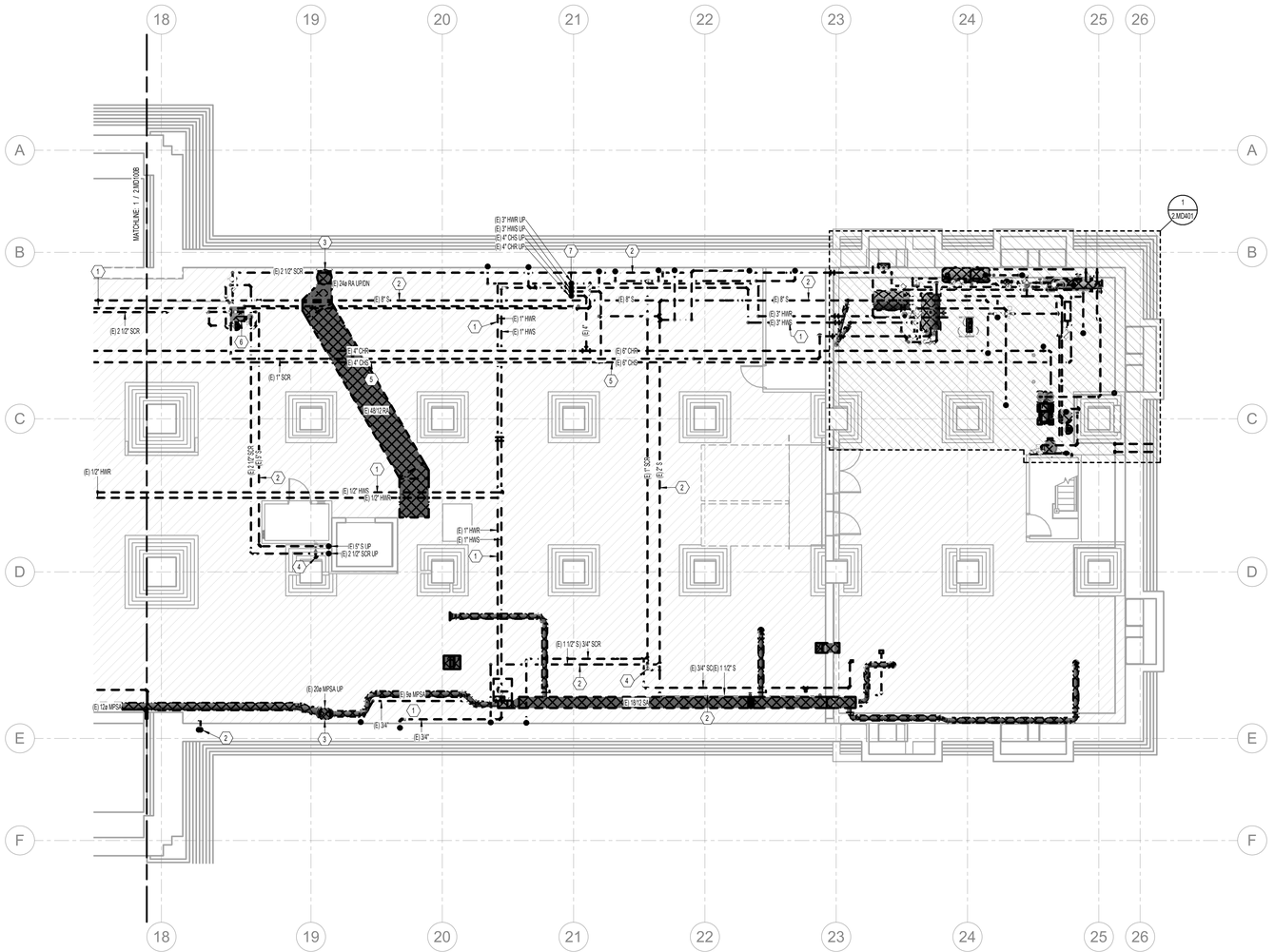

1 PHASE 2 BASEMENT MECHANICAL DEMO PLAN AREA C

SCALE: 1/8" = 1'-0"

GENERAL NOTES

A. EXISTING DRAWINGS ARE BASED ON CASUAL (NON-INTRUSIVE) FIELD OBSERVATIONS AND PREVIOUS PROJECT RECORD DOCUMENTS. UPON DISCOVERY OF CONDITIONS NOT SHOWN OR IN CONFLICT WITH THESE DRAWINGS THAT AFFECT PROJECT BUDGET AND/OR SCHEDULE, CONTRACTOR SHALL IMMEDIATELY REPORT SUCH CONDITIONS TO THE ARCHITECT/ENGINEER IN WRITING FOR DIRECTION ON HOW TO PROCEED.

B. ITEMS SHOWN DARK AND DASHED SHALL BE DEMOLISHED.

C. ITEMS SHOWN LIGHT AND SHADED SHALL REMAIN.

D. THE BUILDING DOES CONTAIN ASBESTOS AND LEAD BASED PAINT IN VARIOUS BUILDING MATERIALS. ITEMS THAT CONTAIN ASBESTOS AND LEAD BASED PAINT ARE NOT TO BE REMOVED OR OTHERWISE DISTURBED. FOR FURTHER INFORMATION PLEASE CONTACT OWNER'S REPRESENTATIVE R & R ENVIRONMENTAL INC. AT 801-352-2380.

E. HAZARDOUS MATERIAL ABATEMENT TO BE COMPLETED BY OWNER. HAZARDOUS MATERIAL INVENTORY REPORT IS AVAILABLE FOR REFERENCE FROM THE OWNER. CONTRACTOR SHALL NOTIFY OWNER IMMEDIATELY IF SUSPECTED HAZARDOUS MATERIALS ARE ENCOUNTERED AND HAZARDOUS MATERIALS SHALL BE ABATED BY OWNER'S REPRESENTATIVE BEFORE PROCEEDING WITH SELECTIVE DEMOLITION.

F. FOR BASEMENT FLOOR PLANS, HATCHED AREA INDICATES LOCATIONS OF FLOOR SLAB DEMOLITION FOR INSTALLATION OF NEW STRUCTURAL MICROPILES AND FOOTINGS.

G. GENERALLY, WHERE WALLS ARE TO RECEIVE SHOTCRETE REINFORCEMENT, 10'-0" CLEAR FROM WALL IS REQUIRED FOR SHOTCRETE APPLICATION. REMOVE EXISTING HVAC EQUIPMENT, DUCTWORK, DIFFUSERS/REGISTERS, PIPING, ETC. WITHIN REQUIRED CLEARANCE AREA.

H. PER THE HAZARDOUS MATERIALS REPORT, GRAY & GREEN DUCT SEALANT ON SITE IS HAZARDOUS AND MUST BE ABATED. GENERALLY, THE HAZARDOUS DUCT SEALANT WAS OBSERVED ON ROUND AND FLAT OVAL DUCTWORK. ALL DUCTWORK DEMOLITION TO BE PERFORMED BY ABATEMENT CONTRACTOR.

I. WHERE NOTED ON PLANS, CONTRACTOR SHALL SALVAGE EXISTING ORNAMENTAL HVAC SUPPLY/RETURN REGISTERS LOCATED IN CAFE AREA AND ELSEWHERE THROUGHOUT BUILDING. CONTRACTOR SHALL TAG AND LOG EACH REGISTER'S ORIGINAL INSTALLATION LOCATION AND FUNCTION. UPON DISCOVERY OF ADDITIONAL ORNAMENTAL SUPPLY/RETURN REGISTERS NOT NOTED ON PLANS, CONTRACTOR SHALL CONTACT ARCHITECT/ENGINEER FOR DIRECTION.

J. WHERE EXISTING CEILINGS ARE SCHEDULED TO BE REMOVED, REMOVE EXISTING CEILING HVAC SUPPLY/RETURN/EXHAUST GRILLES. FOR GRILLES LOCATED IN CEILINGS TO BE REMOVED BY THE ABATEMENT CONTRACTOR, THE ABATEMENT CONTRACTOR SHALL PERFORM REMOVAL.

KEYNOTES

1	REMOVE EXISTING HEATING WATER PIPING.
2	REMOVE ALL STEAM SYSTEM PIPING AND RELATED EQUIPMENT.
3	DUCT MAINS FROM AIR HANDLERS IN ATTIC DOWN TO BASEMENT LEVEL.
4	EXISTING STEAM TRAP.
5	REMOVE EXISTING CHILLED WATER PIPING.
6	EXISTING STEAM CONDENSATE RETURN PUMP.
7	PIPE RISERS FROM BASEMENT UP TO ATTIC.

KEY MAP



CRSA
ARCHITECTURE · PLANNING · INTERIORS
649 E SOUTH TEMPLE
SALT LAKE CITY, UT 84102
801.355.5915 · www.crsa-us.com

ARCHITECT
CRSA — C/O ZACH HESLOP
175 S. MAIN ST., STE. 300 — zheslop@crsa-us.com
SALT LAKE CITY, UT 84111 — (801)746-4974

STRUCTURAL ENGINEER
REAVELEY ENGINEERS + ASSOC. — C/O JEROD JOHNSON
675 EAST 500 SOUTH, SUITE 400 — jjohnson@reaveley.com
SALT LAKE CITY, UT 84102 — (801) 486-3883

MECHANICAL ENGINEER
COLVIN ENGINEERING ASSOC. — C/O ALLEN EVANS
505 E. SOUTH TEMPLE — aevans@cea-ut.com
SALT LAKE CITY, UT 84102 — (801) 322-2400

ELECTRICAL ENGINEER
SPECTRUM ENGINEERING — C/O MICHAEL FACKRELL
324 STATE ST. STE. 400 — michael.fackrell@speceng.com
SALT LAKE CITY, UT 84102 — (801) 328-5151

CM/GC
GRAMOLL CONSTRUCTION — C/O JIM GRAMOLL
155 S 750 W — jim.gramoll@gramoll.com
NORTH SALT LAKE, UT 84054 — (801) 295-2341

RIO GRANDE DEPOT SEISMIC UPGRADE

300 SOUTH RIO GRANDE STREET
SALT LAKE CITY, UT 84101

DFCM PROJECT #20229080

STAMP



ISSUE TYPE:	DATE:
BP-02	October 3, 2022

PROJECT NUMBER:	21-031
DRAWN BY:	EHW
CHECKED BY:	ARE

PHASE 2 BASEMENT MECHANICAL DEMO PLAN AREA C

2.MD100C

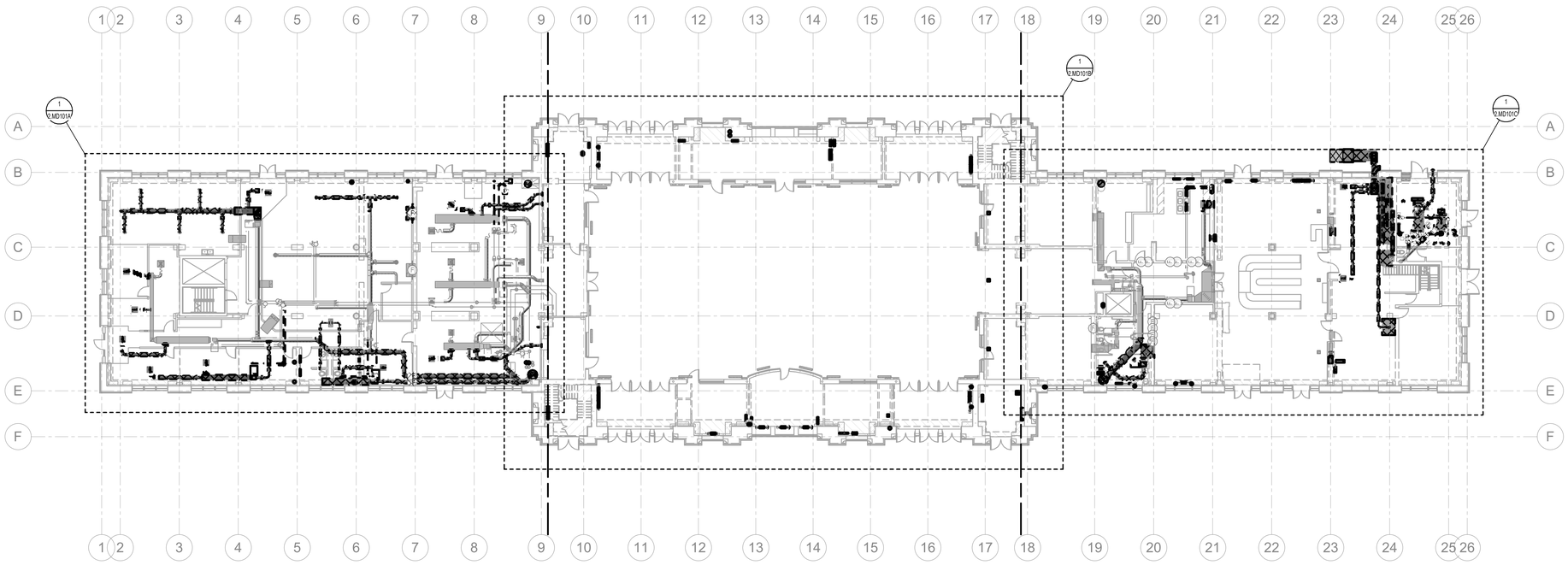

1 PHASE 2 MAIN LEVEL OVERALL MECHANICAL DEMO PLAN
SCALE: 1/16" = 1'-0"
12' 0 8' 16' 32'

GENERAL NOTES

A. EXISTING DRAWINGS ARE BASED ON CASUAL (NON-INTRUSIVE) FIELD OBSERVATIONS AND PREVIOUS PROJECT RECORD DOCUMENTS. UPON DISCOVERY OF CONDITIONS NOT SHOWN OR IN CONFLICT WITH THESE DRAWINGS THAT AFFECT PROJECT BUDGET AND/OR SCHEDULE, CONTRACTOR SHALL IMMEDIATELY REPORT SUCH CONDITIONS TO THE ARCHITECT/ENGINEER IN WRITING FOR DIRECTION ON HOW TO PROCEED.

B. ITEMS SHOWN DARK AND DASHED SHALL BE DEMOLISHED.

C. ITEMS SHOWN LIGHT AND SHADED SHALL REMAIN.

D. THE BUILDING DOES CONTAIN ASBESTOS AND LEAD BASED PAINT IN VARIOUS BUILDING MATERIALS. ITEMS THAT CONTAIN ASBESTOS AND LEAD BASED PAINT ARE NOT TO BE REMOVED OR OTHERWISE DISTURBED. FOR FURTHER INFORMATION PLEASE CONTACT OWNER'S REPRESENTATIVE R & R ENVIRONMENTAL INC. AT 801-352-2380.

E. HAZARDOUS MATERIAL ABATEMENT TO BE COMPLETED BY OWNER. HAZARDOUS MATERIAL INVENTORY REPORT IS AVAILABLE FOR REFERENCE FROM THE OWNER. CONTRACTOR SHALL NOTIFY OWNER IMMEDIATELY IF SUSPECTED HAZARDOUS MATERIALS ARE ENCOUNTERED AND HAZARDOUS MATERIALS SHALL BE ABATED BY OWNER'S REPRESENTATIVE BEFORE PROCEEDING WITH SELECTIVE DEMOLITION.

F. FOR BASEMENT FLOOR PLANS, HATCHED AREA INDICATES LOCATIONS OF FLOOR SLAB DEMOLITION FOR INSTALLATION OF NEW STRUCTURAL MICROPILES AND FOOTINGS.

G. GENERALLY, WHERE WALLS ARE TO RECEIVE SHOTCRETE REINFORCEMENT, 10'-0" CLEAR FROM WALL IS REQUIRED FOR SHOTCRETE APPLICATION. REMOVE EXISTING HVAC EQUIPMENT, DUCTWORK, DIFFUSERS/REGISTERS, PIPING, ETC. WITHIN REQUIRED CLEARANCE AREA.

H. PER THE HAZARDOUS MATERIALS REPORT, GRAY & GREEN DUCT SEALANT ON SITE IS HAZARDOUS AND MUST BE ABATED. GENERALLY, THE HAZARDOUS DUCT SEALANT WAS OBSERVED ON ROUND AND FLAT OVAL DUCTWORK. ALL DUCTWORK DEMOLITION TO BE PERFORMED BY ABATEMENT CONTRACTOR.

I. WHERE NOTED ON PLANS, CONTRACTOR SHALL SALVAGE EXISTING ORNAMENTAL HVAC SUPPLY/RETURN REGISTERS LOCATED IN CAFE AREA AND ELSEWHERE THROUGHOUT BUILDING. CONTRACTOR SHALL TAG AND LOG EACH REGISTER'S ORIGINAL INSTALLATION LOCATION AND FUNCTION. UPON DISCOVERY OF ADDITIONAL ORNAMENTAL SUPPLY/RETURN REGISTERS NOT NOTED ON PLANS, CONTRACTOR SHALL CONTACT ARCHITECT/ENGINEER FOR DIRECTION.

J. WHERE EXISTING CEILINGS ARE SCHEDULED TO BE REMOVED, REMOVE EXISTING CEILING HVAC SUPPLY/RETURN/EXHAUST GRILLES. FOR GRILLES LOCATED IN CEILINGS TO BE REMOVED BY THE ABATEMENT CONTRACTOR, THE ABATEMENT CONTRACTOR SHALL PERFORM REMOVAL.

KEY MAP



CRSA
ARCHITECTURE · PLANNING · INTERIORS
649 E SOUTH TEMPLE
SALT LAKE CITY, UT 84102
801.355.5915 · www.crsa-us.com

ARCHITECT
CRSA
175 S. MAIN ST., STE. 300
SALT LAKE CITY, UT 84111
C/O ZACH HESLOP
zheslop@crsa-us.com
(801)746-4974

STRUCTURAL ENGINEER
REAVELEY ENGINEERS + ASSOC.
675 EAST 500 SOUTH, SUITE 400
SALT LAKE CITY, UT 84102
C/O JEROD JOHNSON
jjohnson@reaveley.com
(801) 486-3883

MECHANICAL ENGINEER
COLVIN ENGINEERING ASSOC.
505 E. SOUTH TEMPLE
SALT LAKE CITY, UT 84102
C/O ALLEN EVANS
aevans@cea-ut.com
(801) 322-2400

ELECTRICAL ENGINEER
SPECTRUM ENGINEERING
324 STATE ST. STE. 400
SALT LAKE CITY, UT 84102
C/O MICHAEL FACKRELL
michael.fackrell@speceng.com
(801) 328-5151

CM/GC
GRAMOLL CONSTRUCTION
155 S 750 W
NORTH SALT LAKE, UT 84054
C/O JIM GRAMOLL
jim.gramoll@gramoll.com
(801) 295-2341

RIO GRANDE DEPOT SEISMIC UPGRADE

300 SOUTH RIO GRANDE STREET
SALT LAKE CITY, UT 84101

DFCM PROJECT #20229080

STAMP

ISSUE TYPE:	DATE:
BP-22	October 3, 2022

PROJECT NUMBER:	21-031
DRAWN BY:	EHW
CHECKED BY:	ARE

PHASE 2 MAIN LEVEL OVERALL MECHANICAL DEMO PLAN

2.MD101

Autodesk Docs://Rio Grande Depot Seismic Upgrade/Rio Grande 2020 Shared Space_Revit 2021.rvt
10/3/2022 2:31:19 PM

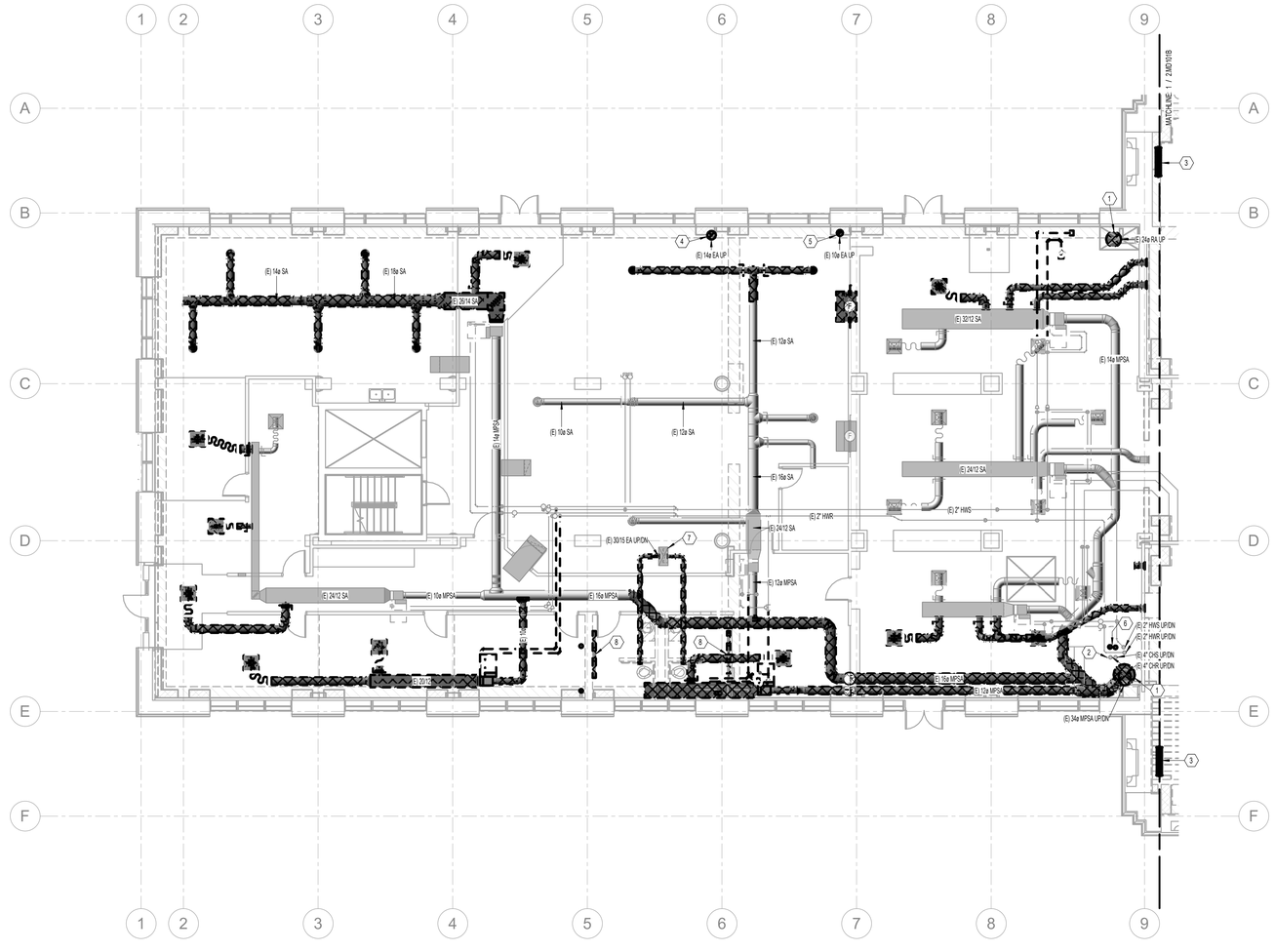

1 PHASE 2 MAIN LEVEL MECHANICAL DEMO PLAN AREA A

SCALE: 1/8" = 1'-0"

GENERAL NOTES

A. EXISTING DRAWINGS ARE BASED ON CASUAL (NON-INTRUSIVE) FIELD OBSERVATIONS AND PREVIOUS PROJECT RECORD DOCUMENTS. UPON DISCOVERY OF CONDITIONS NOT SHOWN OR IN CONFLICT WITH THESE DRAWINGS THAT AFFECT PROJECT BUDGET AND/OR SCHEDULE, CONTRACTOR SHALL IMMEDIATELY REPORT SUCH CONDITIONS TO THE ARCHITECT/ENGINEER IN WRITING FOR DIRECTION ON HOW TO PROCEED.

B. ITEMS SHOWN DARK AND DASHED SHALL BE DEMOLISHED.

C. ITEMS SHOWN LIGHT AND SHADED SHALL REMAIN.

D. THE BUILDING DOES CONTAIN ASBESTOS AND LEAD BASED PAINT IN VARIOUS BUILDING MATERIALS. ITEMS THAT CONTAIN ASBESTOS AND LEAD BASED PAINT ARE NOT TO BE REMOVED OR OTHERWISE DISTURBED. FOR FURTHER INFORMATION PLEASE CONTACT OWNER'S REPRESENTATIVE R & R ENVIRONMENTAL INC. AT 801-352-2380.

E. HAZARDOUS MATERIAL ABATEMENT TO BE COMPLETED BY OWNER. HAZARDOUS MATERIAL INVENTORY REPORT IS AVAILABLE FOR REFERENCE FROM THE OWNER. CONTRACTOR SHALL NOTIFY OWNER IMMEDIATELY IF SUSPECTED HAZARDOUS MATERIALS ARE ENCOUNTERED AND HAZARDOUS MATERIALS SHALL BE ABATED BY OWNER'S REPRESENTATIVE BEFORE PROCEEDING WITH SELECTIVE DEMOLITION.

F. FOR BASEMENT FLOOR PLANS, HATCHED AREA INDICATES LOCATIONS OF FLOOR SLAB DEMOLITION FOR INSTALLATION OF NEW STRUCTURAL MICROPILES AND FOOTINGS.

G. GENERALLY, WHERE WALLS ARE TO RECEIVE SHOTCRETE REINFORCEMENT, 10'-0" CLEAR FROM WALL IS REQUIRED FOR SHOTCRETE APPLICATION. REMOVE EXISTING HVAC EQUIPMENT, DUCTWORK, DIFFUSERS/REGISTERS, PIPING, ETC. WITHIN REQUIRED CLEARANCE AREA.

H. PER THE HAZARDOUS MATERIALS REPORT, GRAY & GREEN DUCT SEALANT ON SITE IS HAZARDOUS AND MUST BE ABATED. GENERALLY, THE HAZARDOUS DUCT SEALANT WAS OBSERVED ON ROUND AND FLAT OVAL DUCTWORK. ALL DUCTWORK DEMOLITION TO BE PERFORMED BY ABATEMENT CONTRACTOR.

I. WHERE NOTED ON PLANS, CONTRACTOR SHALL SALVAGE EXISTING ORNAMENTAL HVAC SUPPLY/RETURN REGISTERS LOCATED IN CAFE AREA AND ELSEWHERE THROUGHOUT BUILDING. CONTRACTOR SHALL TAG AND LOG EACH REGISTER'S ORIGINAL INSTALLATION LOCATION AND FUNCTION. UPON DISCOVERY OF ADDITIONAL ORNAMENTAL SUPPLY/RETURN REGISTERS NOT NOTED ON PLANS, CONTRACTOR SHALL CONTACT ARCHITECT/ENGINEER FOR DIRECTION.

J. WHERE EXISTING CEILINGS ARE SCHEDULED TO BE REMOVED, REMOVE EXISTING CEILING HVAC SUPPLY/RETURN/EXHAUST GRILLES. FOR GRILLES LOCATED IN CEILINGS TO BE REMOVED BY THE ABATEMENT CONTRACTOR, THE ABATEMENT CONTRACTOR SHALL PERFORM REMOVAL.

KEYNOTES

1	DUCT MAINS FROM AIR HANDLERS IN ATTIC DOWN TO BASEMENT LEVEL.
2	PIPE RISERS FROM BASEMENT UP TO ATTIC.
3	REMOVE EXISTING RADIATOR AND SALVAGE.
4	FUME HOOD EXHAUST DUCT FROM BASEMENT LEVEL UP TO EXHAUST FAN ON ROOF.
5	DUCTWORK UP TO ATTIC LEVEL.
6	REMOVE ALL STEAM SYSTEM PIPING AND RELATED EQUIPMENT.
7	GENERAL EXHAUST DUCT UP TO EXHAUST FAN ON ROOF.
8	REMOVE EXISTING FIN TUBE HEATER.

KEY MAP

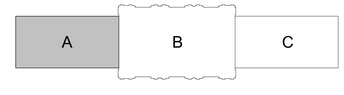

CRSA
ARCHITECTURE · PLANNING · INTERIORS
649 E SOUTH TEMPLE
SALT LAKE CITY, UT 84102
801.355.5915 · www.crsa-us.com

ARCHITECT
CRSA — C/O ZACH HESLOP
175 S. MAIN ST., STE. 300 — zheslop@crsa-us.com
SALT LAKE CITY, UT 84111 — (801)746-4974

STRUCTURAL ENGINEER
REAVELEY ENGINEERS + ASSOC. — C/O JEROD JOHNSON
675 EAST 500 SOUTH, SUITE 400 — jjohnson@reaveley.com
SALT LAKE CITY, UT 84102 — (801) 486-3883

MECHANICAL ENGINEER
COLVIN ENGINEERING ASSOC. — C/O ALLEN EVANS
505 E. SOUTH TEMPLE — aevans@cea-ut.com
SALT LAKE CITY, UT 84102 — (801) 322-2400

ELECTRICAL ENGINEER
SPECTRUM ENGINEERING — C/O MICHAEL FACKRELL
324 STATE ST. STE. 400 — michael.fackrell@speceng.com
SALT LAKE CITY, UT 84102 — (801) 328-5151

CM/GC
GRAMOLL CONSTRUCTION — C/O JIM GRAMOLL
155 S 750 W — jim.gramoll@gramoll.com
NORTH SALT LAKE, UT 84054 — (801) 295-2341

RIO GRANDE DEPOT SEISMIC UPGRADE

300 SOUTH RIO GRANDE STREET
SALT LAKE CITY, UT 84101

DFCM PROJECT #20229080

STAMP

ISSUE TYPE:	DATE:
BP-02	October 3, 2022

PROJECT NUMBER:	21-031
DRAWN BY:	EHW
CHECKED BY:	ARE

PHASE 2 MAIN LEVEL MECHANICAL DEMO PLAN AREA A

2.MD101A

2021-031_C:\Users\ehw\Desktop\Scheme Upgrade\Basic 2022\BP-02\Rio Grande Depot BP-02.rvt
10/3/2022 2:37:37 PM

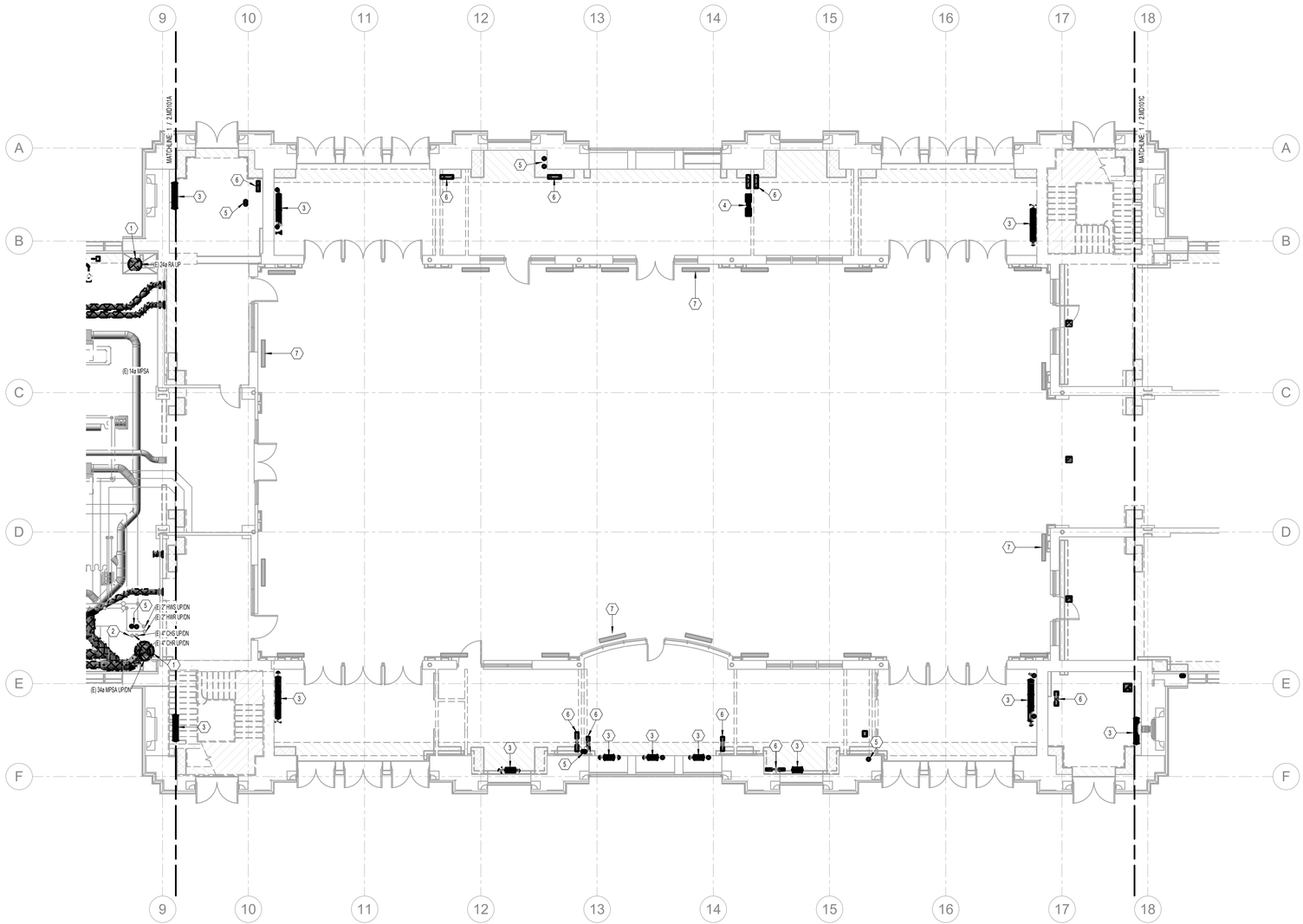

1 PHASE 2 MAIN LEVEL MECHANICAL DEMO PLAN AREA B
SCALE: 1/8" = 1'-0"

GENERAL NOTES

A. EXISTING DRAWINGS ARE BASED ON CASUAL (NON-INTRUSIVE) FIELD OBSERVATIONS AND PREVIOUS PROJECT RECORD DOCUMENTS. UPON DISCOVERY OF CONDITIONS NOT SHOWN OR IN CONFLICT WITH THESE DRAWINGS THAT AFFECT PROJECT BUDGET AND/OR SCHEDULE, CONTRACTOR SHALL IMMEDIATELY REPORT SUCH CONDITIONS TO THE ARCHITECT/ENGINEER IN WRITING FOR DIRECTION ON HOW TO PROCEED.

B. ITEMS SHOWN DARK AND DASHED SHALL BE DEMOLISHED.

C. ITEMS SHOWN LIGHT AND SHADED SHALL REMAIN.

D. THE BUILDING DOES CONTAIN ASBESTOS AND LEAD BASED PAINT IN VARIOUS BUILDING MATERIALS. ITEMS THAT CONTAIN ASBESTOS AND LEAD BASED PAINT ARE NOT TO BE REMOVED OR OTHERWISE DISTURBED. FOR FURTHER INFORMATION PLEASE CONTACT OWNER'S REPRESENTATIVE R & R ENVIRONMENTAL INC. AT 801-352-2380.

E. HAZARDOUS MATERIAL ABATEMENT TO BE COMPLETED BY OWNER. HAZARDOUS MATERIAL INVENTORY REPORT IS AVAILABLE FOR REFERENCE FROM THE OWNER. CONTRACTOR SHALL NOTIFY OWNER IMMEDIATELY IF SUSPECTED HAZARDOUS MATERIALS ARE ENCOUNTERED AND HAZARDOUS MATERIALS SHALL BE ABATED BY OWNER'S REPRESENTATIVE BEFORE PROCEEDING WITH SELECTIVE DEMOLITION.

F. FOR BASEMENT FLOOR PLANS, HATCHED AREA INDICATES LOCATIONS OF FLOOR SLAB DEMOLITION FOR INSTALLATION OF NEW STRUCTURAL MICROPILES AND FOOTINGS.

G. GENERALLY, WHERE WALLS ARE TO RECEIVE SHOTCRETE REINFORCEMENT, 10'-0" CLEAR FROM WALL IS REQUIRED FOR SHOTCRETE APPLICATION. REMOVE EXISTING HVAC EQUIPMENT, DUCTWORK, DIFFUSERS/REGISTERS, PIPING, ETC. WITHIN REQUIRED CLEARANCE AREA.

H. PER THE HAZARDOUS MATERIALS REPORT, GRAY & GREEN DUCT SEALANT ON SITE IS HAZARDOUS AND MUST BE ABATED. GENERALLY, THE HAZARDOUS DUCT SEALANT WAS OBSERVED ON ROUND AND FLAT OVAL DUCTWORK. ALL DUCTWORK DEMOLITION TO BE PERFORMED BY ABATEMENT CONTRACTOR.

I. WHERE NOTED ON PLANS, CONTRACTOR SHALL SALVAGE EXISTING ORNAMENTAL HVAC SUPPLY/RETURN REGISTERS LOCATED IN CAFE AREA AND ELSEWHERE THROUGHOUT BUILDING. CONTRACTOR SHALL TAG AND LOG EACH REGISTER'S ORIGINAL INSTALLATION LOCATION AND FUNCTION. UPON DISCOVERY OF ADDITIONAL ORNAMENTAL SUPPLY/RETURN REGISTERS NOT NOTED ON PLANS, CONTRACTOR SHALL CONTACT ARCHITECT/ENGINEER FOR DIRECTION.

J. WHERE EXISTING CEILINGS ARE SCHEDULED TO BE REMOVED, REMOVE EXISTING CEILING HVAC SUPPLY/RETURN/EXHAUST GRILLES. FOR GRILLES LOCATED IN CEILINGS TO BE REMOVED BY THE ABATEMENT CONTRACTOR, THE ABATEMENT CONTRACTOR SHALL PERFORM REMOVAL.

KEYNOTES

1	DUCT MAINS FROM AIR HANDLERS IN ATTIC DOWN TO BASEMENT LEVEL.
2	PIPE RISERS FROM BASEMENT UP TO ATTIC.
3	REMOVE EXISTING RADIATOR AND SALVAGE.
4	EXISTING INDOOR MINI-SPLIT UNIT.
5	REMOVE ALL STEAM SYSTEM PIPING AND RELATED EQUIPMENT.
6	REMOVE EXISTING FLOOR GRILLE(S).
7	FLOOR-MOUNTED BAR GRILLE SERVING AS RA OPENING TO BASEMENT, TYP.

KEY MAP

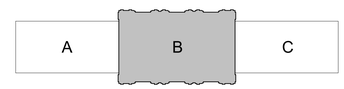

CRSA
ARCHITECTURE · PLANNING · INTERIORS
649 E SOUTH TEMPLE
SALT LAKE CITY, UT 84102
801.355.5915 · www.crsa-us.com

ARCHITECT
CRSA
175 S. MAIN ST., STE. 300
SALT LAKE CITY, UT 84111
C/O ZACH HESLOP
zheslop@crsa-us.com
(801)746-4974

STRUCTURAL ENGINEER
REAVELEY ENGINEERS + ASSOC.
675 EAST 500 SOUTH, SUITE 400
SALT LAKE CITY, UT 84102
C/O JEROD JOHNSON
jjohnson@reaveley.com
(801) 486-3883

MECHANICAL ENGINEER
COLVIN ENGINEERING ASSOC.
505 E. SOUTH TEMPLE
SALT LAKE CITY, UT 84102
C/O ALLEN EVANS
aevans@cea-ut.com
(801) 322-2400

ELECTRICAL ENGINEER
SPECTRUM ENGINEERING
324 STATE ST. STE. 400
SALT LAKE CITY, UT 84102
C/O MICHAEL FACKRELL
michael.fackrell@speceng.com
(801) 328-5151

CM/GC
GRAMOLL CONSTRUCTION
155 S 750 W
NORTH SALT LAKE, UT 84054
C/O JIM GRAMOLL
jim.gramoll@gramoll.com
(801) 295-2341

RIO GRANDE DEPOT SEISMIC UPGRADE

300 SOUTH RIO GRANDE STREET
SALT LAKE CITY, UT 84101

DFCM PROJECT #20229080

STAMP



ISSUE TYPE:	DATE:
BP-02	October 3, 2022

PROJECT NUMBER:	21-031
DRAWN BY:	EHW
CHECKED BY:	ARE

PHASE 2 MAIN LEVEL MECHANICAL DEMO PLAN AREA B

2.MD101B

2022-10-03 J:\Projects\Rio Grande Depot Seismic Upgrade\Revit\2022\2021 Archive Issues\Rio22-R21.rvt
10/3/2022 2:05:38 PM
Ehlers, Whitney

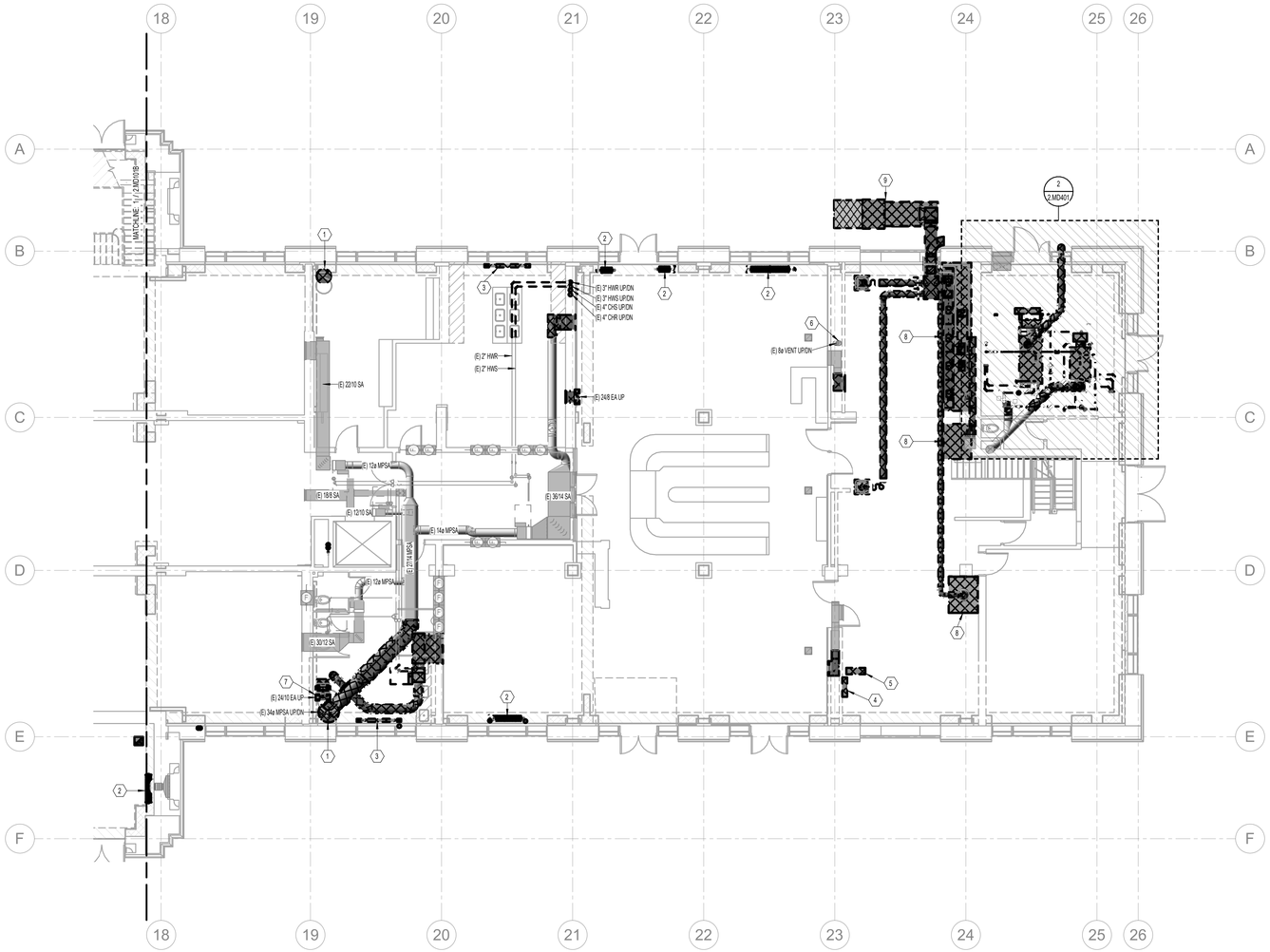

1 PHASE 2 MAIN LEVEL MECHANICAL DEMO PLAN AREA C

SCALE: 1/8" = 1'-0"

GENERAL NOTES

A. EXISTING DRAWINGS ARE BASED ON CASUAL (NON-INTRUSIVE) FIELD OBSERVATIONS AND PREVIOUS PROJECT RECORD DOCUMENTS. UPON DISCOVERY OF CONDITIONS NOT SHOWN OR IN CONFLICT WITH THESE DRAWINGS THAT AFFECT PROJECT BUDGET AND/OR SCHEDULE, CONTRACTOR SHALL IMMEDIATELY REPORT SUCH CONDITIONS TO THE ARCHITECT/ENGINEER IN WRITING FOR DIRECTION ON HOW TO PROCEED.

B. ITEMS SHOWN DARK AND DASHED SHALL BE DEMOLISHED.

C. ITEMS SHOWN LIGHT AND SHADED SHALL REMAIN.

D. THE BUILDING DOES CONTAIN ASBESTOS AND LEAD BASED PAINT IN VARIOUS BUILDING MATERIALS. ITEMS THAT CONTAIN ASBESTOS AND LEAD BASED PAINT ARE NOT TO BE REMOVED OR OTHERWISE DISTURBED. FOR FURTHER INFORMATION PLEASE CONTACT OWNER'S REPRESENTATIVE R & R ENVIRONMENTAL INC. AT 801-352-2380.

E. HAZARDOUS MATERIAL ABATEMENT TO BE COMPLETED BY OWNER. HAZARDOUS MATERIAL INVENTORY REPORT IS AVAILABLE FOR REFERENCE FROM THE OWNER. CONTRACTOR SHALL NOTIFY OWNER IMMEDIATELY IF SUSPECTED HAZARDOUS MATERIALS ARE ENCOUNTERED AND HAZARDOUS MATERIALS SHALL BE ABATED BY OWNER'S REPRESENTATIVE BEFORE PROCEEDING WITH SELECTIVE DEMOLITION.

F. FOR BASEMENT FLOOR PLANS, HATCHED AREA INDICATES LOCATIONS OF FLOOR SLAB DEMOLITION FOR INSTALLATION OF NEW STRUCTURAL MICROPILES AND FOOTINGS.

G. GENERALLY, WHERE WALLS ARE TO RECEIVE SHOTCRETE REINFORCEMENT, 10'-0" CLEAR FROM WALL IS REQUIRED FOR SHOTCRETE APPLICATION. REMOVE EXISTING HVAC EQUIPMENT, DUCTWORK, DIFFUSERS/REGISTERS, PIPING, ETC. WITHIN REQUIRED CLEARANCE AREA.

H. PER THE HAZARDOUS MATERIALS REPORT, GRAY & GREEN DUCT SEALANT ON SITE IS HAZARDOUS AND MUST BE ABATED. GENERALLY, THE HAZARDOUS DUCT SEALANT WAS OBSERVED ON ROUND AND FLAT OVAL DUCTWORK. ALL DUCTWORK DEMOLITION TO BE PERFORMED BY ABATEMENT CONTRACTOR.

I. WHERE NOTED ON PLANS, CONTRACTOR SHALL SALVAGE EXISTING ORNAMENTAL HVAC SUPPLY/RETURN REGISTERS LOCATED IN CAFE AREA AND ELSEWHERE THROUGHOUT BUILDING. CONTRACTOR SHALL TAG AND LOG EACH REGISTER'S ORIGINAL INSTALLATION LOCATION AND FUNCTION. UPON DISCOVERY OF ADDITIONAL ORNAMENTAL SUPPLY/RETURN REGISTERS NOT NOTED ON PLANS, CONTRACTOR SHALL CONTACT ARCHITECT/ENGINEER FOR DIRECTION.

J. WHERE EXISTING CEILINGS ARE SCHEDULED TO BE REMOVED, REMOVE EXISTING CEILING HVAC SUPPLY/RETURN/EXHAUST GRILLES. FOR GRILLES LOCATED IN CEILINGS TO BE REMOVED BY THE ABATEMENT CONTRACTOR, THE ABATEMENT CONTRACTOR SHALL PERFORM REMOVAL.

KEYNOTES

1	DUCT MAINS FROM AIR HANDLERS IN ATTIC DOWN TO BASEMENT LEVEL.
2	REMOVE EXISTING RADIATOR AND SALVAGE.
3	REMOVE EXISTING FIN TUBE HEATER.
4	EXISTING INDOOR MINI-SPLIT UNIT.
5	EXISTING MINI-SPLIT CONDENSING UNIT INSTALLED ABOVE OFFICE CEILING.
6	EXISTING WATER HEATER FLUE VENT FROM BASEMENT UP THROUGH ROOF.
7	GENERAL EXHAUST DUCT UP TO EXHAUST FAN ON ROOF.
8	REMOVE EXISTING KITCHEN HOOD AND ASSOCIATED EXHAUST AND MAKE-UP AIR DUCTWORK.
9	REMOVE EXISTING GAS-FIRED KITCHEN MAKE-UP AIR UNIT.

KEY MAP

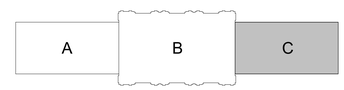

CRSA
ARCHITECTURE · PLANNING · INTERIORS
649 E SOUTH TEMPLE
SALT LAKE CITY, UT 84102
801.355.5915 · www.crsa-us.com

ARCHITECT
CRSA — C/O ZACH HESLOP
175 S. MAIN ST., STE. 300 — zheslop@crsa-us.com
SALT LAKE CITY, UT 84111 — (801)746-4974

STRUCTURAL ENGINEER
REAVELEY ENGINEERS + ASSOC. — C/O JEROD JOHNSON
675 EAST 500 SOUTH, SUITE 400 — jjohnson@reaveley.com
SALT LAKE CITY, UT 84102 — (801) 486-3883

MECHANICAL ENGINEER
COLVIN ENGINEERING ASSOC. — C/O ALLEN EVANS
505 E. SOUTH TEMPLE — aevans@cea-ut.com
SALT LAKE CITY, UT 84102 — (801) 322-2400

ELECTRICAL ENGINEER
SPECTRUM ENGINEERING — C/O MICHAEL FACKRELL
324 STATE ST. STE. 400 — michael.fackrell@speceng.com
SALT LAKE CITY, UT 84102 — (801) 328-5151

CM/GC
GRAMOLL CONSTRUCTION — C/O JIM GRAMOLL
155 S 750 W — jim.gramoll@gramoll.com
NORTH SALT LAKE, UT 84054 — (801) 295-2341

RIO GRANDE DEPOT
SEISMIC UPGRADE

300 SOUTH RIO GRANDE STREET
SALT LAKE CITY, UT 84101

DFCM PROJECT #20229080

STAMP

ISSUE TYPE:	DATE:
BP-02	October 3, 2022

PROJECT NUMBER:	21-031
DRAWN BY:	EHW
CHECKED BY:	ARE

PHASE 2 MAIN LEVEL MECHANICAL DEMO PLAN AREA C

2.MD101C

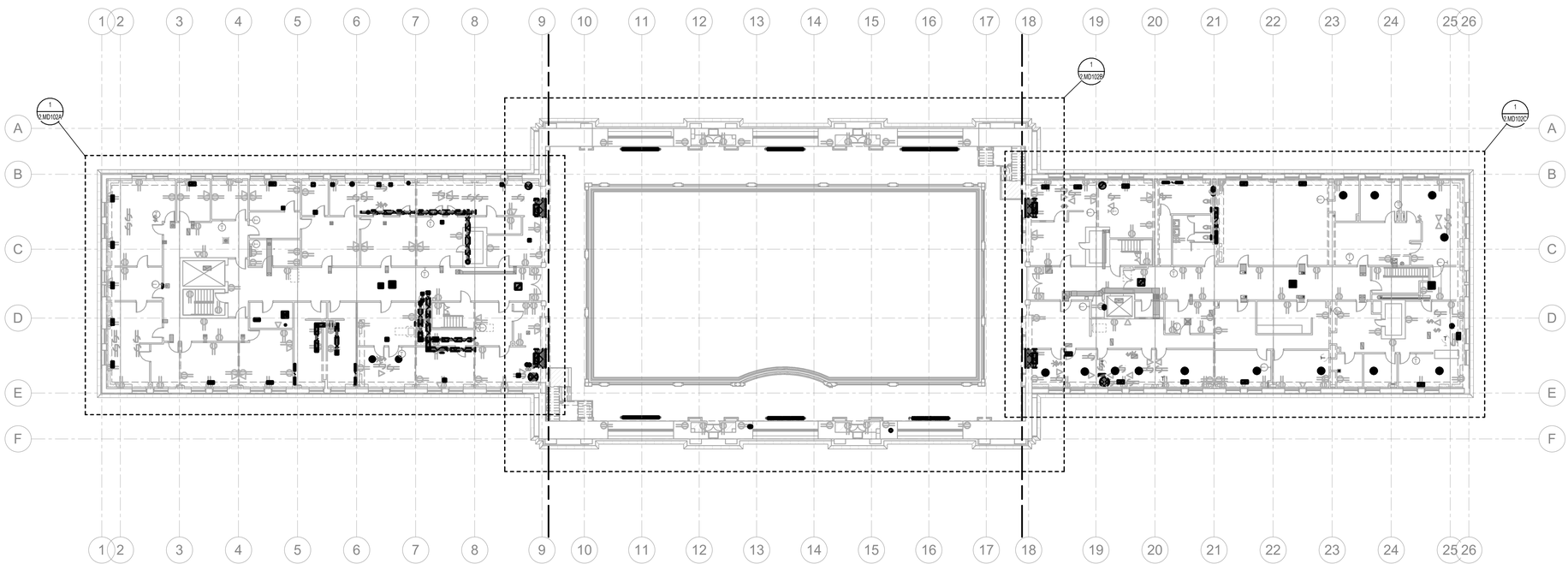

PHASE 2 UPPER LEVEL OVERALL MECHANICAL DEMO PLAN

1 PLAN

SCALE: 1/16" = 1'-0"

GENERAL NOTES

A. EXISTING DRAWINGS ARE BASED ON CASUAL (NON-INTRUSIVE) FIELD OBSERVATIONS AND PREVIOUS PROJECT RECORD DOCUMENTS. UPON DISCOVERY OF CONDITIONS NOT SHOWN OR IN CONFLICT WITH THESE DRAWINGS THAT AFFECT PROJECT BUDGET AND/OR SCHEDULE, CONTRACTOR SHALL IMMEDIATELY REPORT SUCH CONDITIONS TO THE ARCHITECT/ENGINEER IN WRITING FOR DIRECTION ON HOW TO PROCEED.

B. ITEMS SHOWN DARK AND DASHED SHALL BE DEMOLISHED.

C. ITEMS SHOWN LIGHT AND SHADED SHALL REMAIN.

D. THE BUILDING DOES CONTAIN ASBESTOS AND LEAD BASED PAINT IN VARIOUS BUILDING MATERIALS. ITEMS THAT CONTAIN ASBESTOS AND LEAD BASED PAINT ARE NOT TO BE REMOVED OR OTHERWISE DISTURBED. FOR FURTHER INFORMATION PLEASE CONTACT OWNER'S REPRESENTATIVE R & R ENVIRONMENTAL INC. AT 801-352-2380.

E. HAZARDOUS MATERIAL ABATEMENT TO BE COMPLETED BY OWNER. HAZARDOUS MATERIAL INVENTORY REPORT IS AVAILABLE FOR REFERENCE FROM THE OWNER. CONTRACTOR SHALL NOTIFY OWNER IMMEDIATELY IF SUSPECTED HAZARDOUS MATERIALS ARE ENCOUNTERED AND HAZARDOUS MATERIALS SHALL BE ABATED BY OWNER'S REPRESENTATIVE BEFORE PROCEEDING WITH SELECTIVE DEMOLITION.

F. FOR BASEMENT FLOOR PLANS, HATCHED AREA INDICATES LOCATIONS OF FLOOR SLAB DEMOLITION FOR INSTALLATION OF NEW STRUCTURAL MICROPILES AND FOOTINGS.

G. GENERALLY, WHERE WALLS ARE TO RECEIVE SHOTCRETE REINFORCEMENT, 10'-0" CLEAR FROM WALL IS REQUIRED FOR SHOTCRETE APPLICATION. REMOVE EXISTING HVAC EQUIPMENT, DUCTWORK, DIFFUSERS/REGISTERS, PIPING, ETC. WITHIN REQUIRED CLEARANCE AREA.

H. PER THE HAZARDOUS MATERIALS REPORT, GRAY & GREEN DUCT SEALANT ON SITE IS HAZARDOUS AND MUST BE ABATED. GENERALLY, THE HAZARDOUS DUCT SEALANT WAS OBSERVED ON ROUND AND FLAT OVAL DUCTWORK. ALL DUCTWORK DEMOLITION TO BE PERFORMED BY ABATEMENT CONTRACTOR.

I. WHERE NOTED ON PLANS, CONTRACTOR SHALL SALVAGE EXISTING ORNAMENTAL HVAC SUPPLY/RETURN REGISTERS LOCATED IN CAFE AREA AND ELSEWHERE THROUGHOUT BUILDING. CONTRACTOR SHALL TAG AND LOG EACH REGISTER'S ORIGINAL INSTALLATION LOCATION AND FUNCTION. UPON DISCOVERY OF ADDITIONAL ORNAMENTAL SUPPLY/RETURN REGISTERS NOT NOTED ON PLANS, CONTRACTOR SHALL CONTACT ARCHITECT/ENGINEER FOR DIRECTION.

J. WHERE EXISTING CEILINGS ARE SCHEDULED TO BE REMOVED, REMOVE EXISTING CEILING HVAC SUPPLY/RETURN/EXHAUST GRILLES. FOR GRILLES LOCATED IN CEILINGS TO BE REMOVED BY THE ABATEMENT CONTRACTOR, THE ABATEMENT CONTRACTOR SHALL PERFORM REMOVAL.

KEY MAP



CRSA

ARCHITECTURE · PLANNING · INTERIORS

649 E SOUTH TEMPLE
SALT LAKE CITY, UT 84102
801.355.5915 · www.crsa-us.com

ARCHITECT
CRSA — C/O ZACH HESLOP
175 S. MAIN ST., STE. 300 — zheslop@crsa-us.com
SALT LAKE CITY, UT 84111 — (801)746-4974

STRUCTURAL ENGINEER
REAVELEY ENGINEERS + ASSOC. — C/O JEROD JOHNSON
675 EAST 500 SOUTH, SUITE 400 — jjohnson@reaveley.com
SALT LAKE CITY, UT 84102 — (801) 486-3883

MECHANICAL ENGINEER
COLVIN ENGINEERING ASSOC. — C/O ALLEN EVANS
505 E. SOUTH TEMPLE — aevans@cea-ut.com
SALT LAKE CITY, UT 84102 — (801) 322-2400

ELECTRICAL ENGINEER
SPECTRUM ENGINEERING — C/O MICHAEL FACKRELL
324 STATE ST. STE. 400 — michael.fackrell@speceng.com
SALT LAKE CITY, UT 84102 — (801) 328-5151

CM/GC
GRAMOLL CONSTRUCTION — C/O JIM GRAMOLL
155 S 750 W — jim.gramoll@gramoll.com
NORTH SALT LAKE, UT 84054 — (801) 295-2341

RIO GRANDE DEPOT SEISMIC UPGRADE

300 SOUTH RIO GRANDE STREET
SALT LAKE CITY, UT 84101

DFCM PROJECT #20229080

STAMP

ISSUE TYPE:	DATE:
BP-02	October 3, 2022

PROJECT NUMBER:	21-031
DRAWN BY:	EHW
CHECKED BY:	ARE

PHASE 2 UPPER LEVEL OVERALL MECHANICAL DEMO PLAN

2.MD102

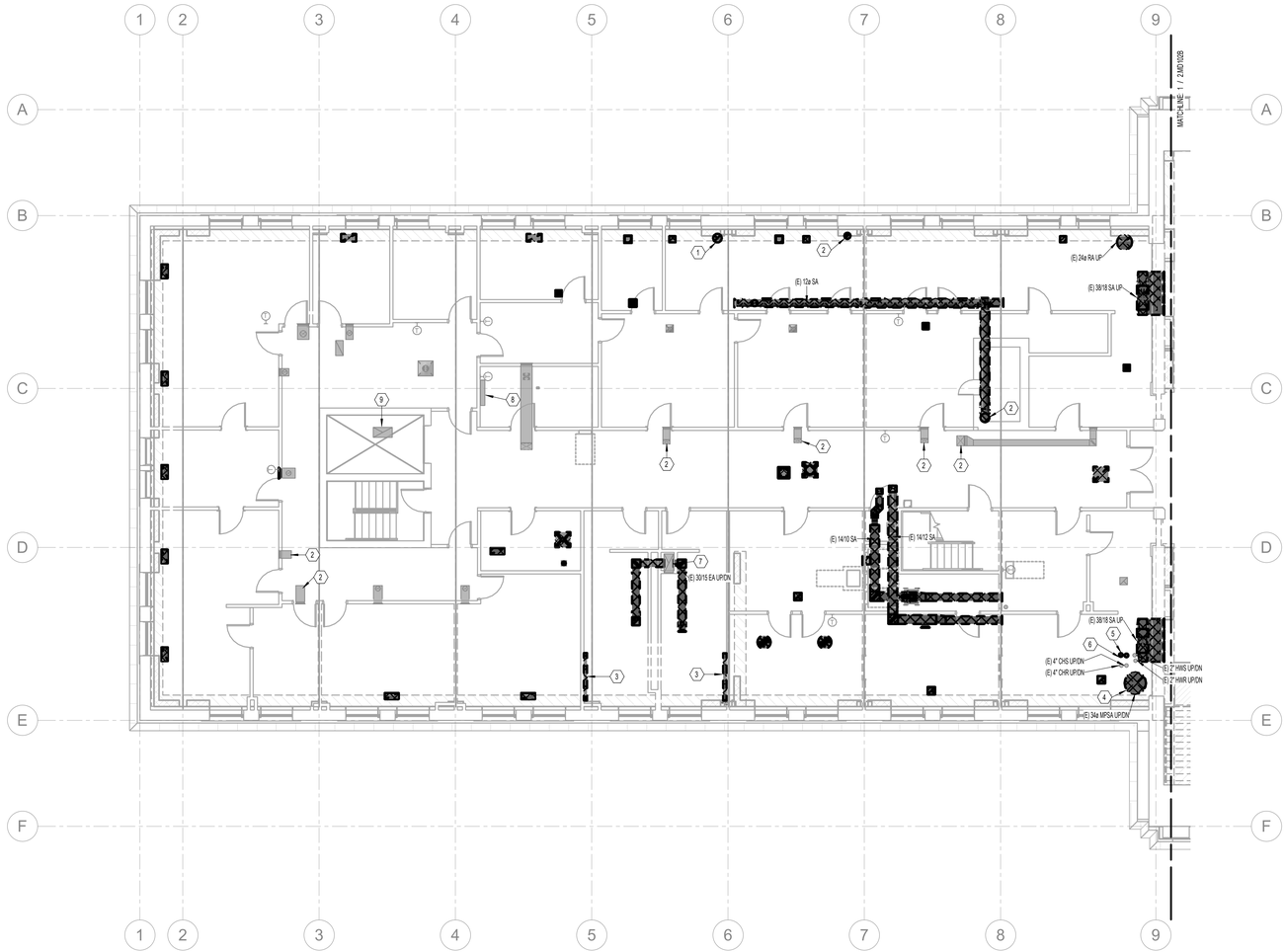

1 PHASE 2 UPPER LEVEL MECHANICAL DEMO PLAN AREA A
SCALE: 1/8" = 1'-0"

GENERAL NOTES

A. EXISTING DRAWINGS ARE BASED ON CASUAL (NON-INTRUSIVE) FIELD OBSERVATIONS AND PREVIOUS PROJECT RECORD DOCUMENTS. UPON DISCOVERY OF CONDITIONS NOT SHOWN OR IN CONFLICT WITH THESE DRAWINGS THAT AFFECT PROJECT BUDGET AND/OR SCHEDULE, CONTRACTOR SHALL IMMEDIATELY REPORT SUCH CONDITIONS TO THE ARCHITECT/ENGINEER IN WRITING FOR DIRECTION ON HOW TO PROCEED.

B. ITEMS SHOWN DARK AND DASHED SHALL BE DEMOLISHED.

C. ITEMS SHOWN LIGHT AND SHADED SHALL REMAIN.

D. THE BUILDING DOES CONTAIN ASBESTOS AND LEAD BASED PAINT IN VARIOUS BUILDING MATERIALS. ITEMS THAT CONTAIN ASBESTOS AND LEAD BASED PAINT ARE NOT TO BE REMOVED OR OTHERWISE DISTURBED. FOR FURTHER INFORMATION PLEASE CONTACT OWNER'S REPRESENTATIVE R & R ENVIRONMENTAL INC. AT 801-352-2380.

E. HAZARDOUS MATERIAL ABATEMENT TO BE COMPLETED BY OWNER. HAZARDOUS MATERIAL INVENTORY REPORT IS AVAILABLE FOR REFERENCE FROM THE OWNER. CONTRACTOR SHALL NOTIFY OWNER IMMEDIATELY IF SUSPECTED HAZARDOUS MATERIALS ARE ENCOUNTERED AND HAZARDOUS MATERIALS SHALL BE ABATED BY OWNER'S REPRESENTATIVE BEFORE PROCEEDING WITH SELECTIVE DEMOLITION.

F. FOR BASEMENT FLOOR PLANS, HATCHED AREA INDICATES LOCATIONS OF FLOOR SLAB DEMOLITION FOR INSTALLATION OF NEW STRUCTURAL MICROPILES AND FOOTINGS.

G. GENERALLY, WHERE WALLS ARE TO RECEIVE SHOTCRETE REINFORCEMENT, 10'-0" CLEAR FROM WALL IS REQUIRED FOR SHOTCRETE APPLICATION. REMOVE EXISTING HVAC EQUIPMENT, DUCTWORK, DIFFUSERS/REGISTERS, PIPING, ETC. WITHIN REQUIRED CLEARANCE AREA.

H. PER THE HAZARDOUS MATERIALS REPORT, GRAY & GREEN DUCT SEALANT ON SITE IS HAZARDOUS AND MUST BE ABATED. GENERALLY, THE HAZARDOUS DUCT SEALANT WAS OBSERVED ON ROUND AND FLAT OVAL DUCTWORK. ALL DUCTWORK DEMOLITION TO BE PERFORMED BY ABATEMENT CONTRACTOR.

I. WHERE NOTED ON PLANS, CONTRACTOR SHALL SALVAGE EXISTING ORNAMENTAL HVAC SUPPLY/RETURN REGISTERS LOCATED IN CAFE AREA AND ELSEWHERE THROUGHOUT BUILDING. CONTRACTOR SHALL TAG AND LOG EACH REGISTER'S ORIGINAL INSTALLATION LOCATION AND FUNCTION. UPON DISCOVERY OF ADDITIONAL ORNAMENTAL SUPPLY/RETURN REGISTERS NOT NOTED ON PLANS, CONTRACTOR SHALL CONTACT ARCHITECT/ENGINEER FOR DIRECTION.

J. WHERE EXISTING CEILINGS ARE SCHEDULED TO BE REMOVED, REMOVE EXISTING CEILING HVAC SUPPLY/RETURN/EXHAUST GRILLES. FOR GRILLES LOCATED IN CEILINGS TO BE REMOVED BY THE ABATEMENT CONTRACTOR, THE ABATEMENT CONTRACTOR SHALL PERFORM REMOVAL.

KEYNOTES

1	FUME HOOD EXHAUST DUCT FROM BASEMENT LEVEL UP TO EXHAUST FAN ON ROOF.
2	DUCTWORK UP TO ATTIC LEVEL.
3	REMOVE EXISTING FIN TUBE HEATER.
4	DUCT MAINS FROM AIR HANDLERS IN ATTIC DOWN TO BASEMENT LEVEL.
5	REMOVE ALL STEAM SYSTEM PIPING AND RELATED EQUIPMENT.
6	PIPE RISERS FROM BASEMENT UP TO ATTIC.
7	GENERAL EXHAUST DUCT UP TO EXHAUST FAN ON ROOF.
8	EXISTING INDOOR MINI-SPLIT UNIT.
9	EXISTING EXHAUST/RELIEF DUCTWORK FROM ELEVATOR SHAFT UP THROUGH ROOF.

KEY MAP



CRSA
ARCHITECTURE · PLANNING · INTERIORS
649 E SOUTH TEMPLE
SALT LAKE CITY, UT 84102
801.355.5915 · www.crsa-us.com

ARCHITECT
CRSA
175 S. MAIN ST., STE. 300
SALT LAKE CITY, UT 84111
C/O ZACH HESLOP
zheslop@crsa-us.com
(801)746-4974

STRUCTURAL ENGINEER
REAVELEY ENGINEERS + ASSOC.
675 EAST 500 SOUTH, SUITE 400
SALT LAKE CITY, UT 84102
C/O JEROD JOHNSON
jjohnson@reaveley.com
(801) 486-3883

MECHANICAL ENGINEER
COLVIN ENGINEERING ASSOC.
505 E. SOUTH TEMPLE
SALT LAKE CITY, UT 84102
C/O ALLEN EVANS
aevans@cea-ut.com
(801) 322-2400

ELECTRICAL ENGINEER
SPECTRUM ENGINEERING
324 STATE ST. STE. 400
SALT LAKE CITY, UT 84102
C/O MICHAEL FACKRELL
michael.fackrell@speceng.com
(801) 328-5151

CM/GC
GRAMOLL CONSTRUCTION
155 S 750 W
NORTH SALT LAKE, UT 84054
C/O JIM GRAMOLL
jim.gramoll@gramoll.com
(801) 295-2341

RIO GRANDE DEPOT SEISMIC UPGRADE

300 SOUTH RIO GRANDE STREET
SALT LAKE CITY, UT 84101

DFCM PROJECT #20229080

STAMP



ISSUE TYPE:	DATE:
BP-02	October 3, 2022

PROJECT NUMBER:	21-031
DRAWN BY:	EHW
CHECKED BY:	ARE

PHASE 2 UPPER LEVEL MECHANICAL DEMO PLAN AREA A

2.MD102A

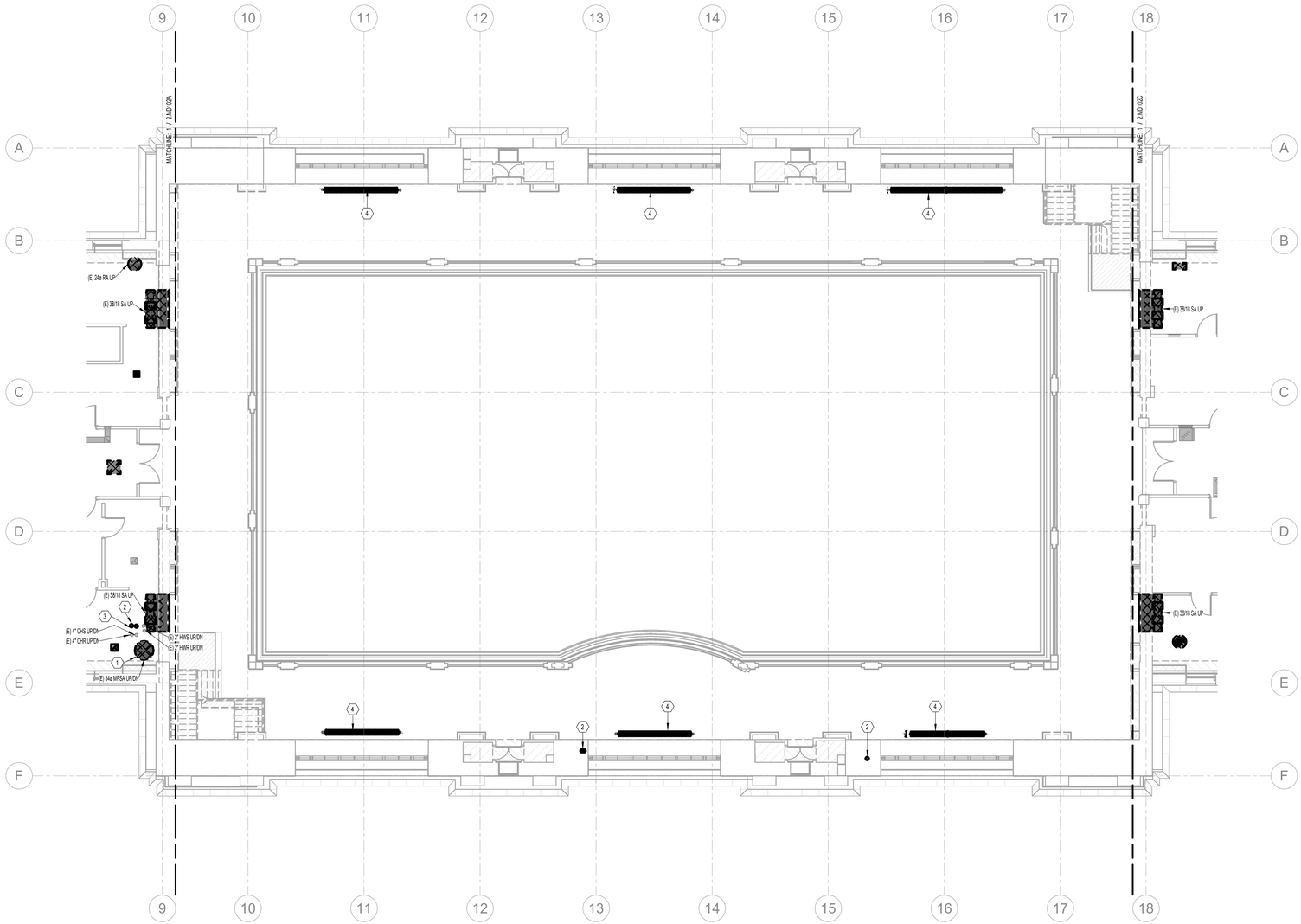

1 PHASE 2 UPPER LEVEL MECHANICAL DEMO PLAN AREA B
SCALE: 1/8" = 1'-0"

GENERAL NOTES

A. EXISTING DRAWINGS ARE BASED ON CASUAL (NON-INTRUSIVE) FIELD OBSERVATIONS AND PREVIOUS PROJECT RECORD DOCUMENTS. UPON DISCOVERY OF CONDITIONS NOT SHOWN OR IN CONFLICT WITH THESE DRAWINGS THAT AFFECT PROJECT BUDGET AND/OR SCHEDULE, CONTRACTOR SHALL IMMEDIATELY REPORT SUCH CONDITIONS TO THE ARCHITECT/ENGINEER IN WRITING FOR DIRECTION ON HOW TO PROCEED.

B. ITEMS SHOWN DARK AND DASHED SHALL BE DEMOLISHED.

C. ITEMS SHOWN LIGHT AND SHADED SHALL REMAIN.

D. THE BUILDING DOES CONTAIN ASBESTOS AND LEAD BASED PAINT IN VARIOUS BUILDING MATERIALS. ITEMS THAT CONTAIN ASBESTOS AND LEAD BASED PAINT ARE NOT TO BE REMOVED OR OTHERWISE DISTURBED. FOR FURTHER INFORMATION PLEASE CONTACT OWNER'S REPRESENTATIVE R & R ENVIRONMENTAL INC. AT 801-352-2380.

E. HAZARDOUS MATERIAL ABATEMENT TO BE COMPLETED BY OWNER. HAZARDOUS MATERIAL INVENTORY REPORT IS AVAILABLE FOR REFERENCE FROM THE OWNER. CONTRACTOR SHALL NOTIFY OWNER IMMEDIATELY IF SUSPECTED HAZARDOUS MATERIALS ARE ENCOUNTERED AND HAZARDOUS MATERIALS SHALL BE ABATED BY OWNER'S REPRESENTATIVE BEFORE PROCEEDING WITH SELECTIVE DEMOLITION.

F. FOR BASEMENT FLOOR PLANS, HATCHED AREA INDICATES LOCATIONS OF FLOOR SLAB DEMOLITION FOR INSTALLATION OF NEW STRUCTURAL MICROPILES AND FOOTINGS.

G. GENERALLY, WHERE WALLS ARE TO RECEIVE SHOTCRETE REINFORCEMENT, 10'-0" CLEAR FROM WALL IS REQUIRED FOR SHOTCRETE APPLICATION. REMOVE EXISTING HVAC EQUIPMENT, DUCTWORK, DIFFUSERS/REGISTERS, PIPING, ETC. WITHIN REQUIRED CLEARANCE AREA.

H. PER THE HAZARDOUS MATERIALS REPORT, GRAY & GREEN DUCT SEALANT ON SITE IS HAZARDOUS AND MUST BE ABATED. GENERALLY, THE HAZARDOUS DUCT SEALANT WAS OBSERVED ON ROUND AND FLAT OVAL DUCTWORK. ALL DUCTWORK DEMOLITION TO BE PERFORMED BY ABATEMENT CONTRACTOR.

I. WHERE NOTED ON PLANS, CONTRACTOR SHALL SALVAGE EXISTING ORNAMENTAL HVAC SUPPLY/RETURN REGISTERS LOCATED IN CAFE AREA AND ELSEWHERE THROUGHOUT BUILDING. CONTRACTOR SHALL TAG AND LOG EACH REGISTER'S ORIGINAL INSTALLATION LOCATION AND FUNCTION. UPON DISCOVERY OF ADDITIONAL ORNAMENTAL SUPPLY/RETURN REGISTERS NOT NOTED ON PLANS, CONTRACTOR SHALL CONTACT ARCHITECT/ENGINEER FOR DIRECTION.

J. WHERE EXISTING CEILINGS ARE SCHEDULED TO BE REMOVED, REMOVE EXISTING CEILING HVAC SUPPLY/RETURN/EXHAUST GRILLES. FOR GRILLES LOCATED IN CEILINGS TO BE REMOVED BY THE ABATEMENT CONTRACTOR, THE ABATEMENT CONTRACTOR SHALL PERFORM REMOVAL.

KEYNOTES

1	DUCT MAINS FROM AIR HANDLERS IN ATTIC DOWN TO BASEMENT LEVEL.
2	REMOVE ALL STEAM SYSTEM PIPING AND RELATED EQUIPMENT.
3	PIPE RISERS FROM BASEMENT UP TO ATTIC.
4	REMOVE EXISTING RADIATOR AND SALVAGE.

KEY MAP

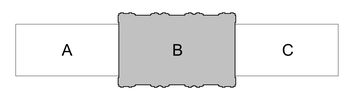

CRSA
ARCHITECTURE · PLANNING · INTERIORS
649 E SOUTH TEMPLE
SALT LAKE CITY, UT 84102
801.355.5915 · www.crsa-us.com

ARCHITECT
CRSA — C/O ZACH HESLOP
175 S. MAIN ST., STE. 300 — zheslop@crsa-us.com
SALT LAKE CITY, UT 84111 — (801)746-4974

STRUCTURAL ENGINEER
REAVELEY ENGINEERS + ASSOC. — C/O JEROD JOHNSON
675 EAST 500 SOUTH, SUITE 400 — jjohnson@reaveley.com
SALT LAKE CITY, UT 84102 — (801) 486-3883

MECHANICAL ENGINEER
COLVIN ENGINEERING ASSOC. — C/O ALLEN EVANS
505 E. SOUTH TEMPLE — aevans@cea-ut.com
SALT LAKE CITY, UT 84102 — (801) 322-2400

ELECTRICAL ENGINEER
SPECTRUM ENGINEERING — C/O MICHAEL FACKRELL
324 STATE ST. STE. 400 — michael.fackrell@speceng.com
SALT LAKE CITY, UT 84102 — (801) 328-5151

CM/GC
GRAMOLL CONSTRUCTION — C/O JIM GRAMOLL
155 S 750 W — jim.gramoll@gramoll.com
NORTH SALT LAKE, UT 84054 — (801) 295-2341

RIO GRANDE DEPOT SEISMIC UPGRADE

300 SOUTH RIO GRANDE STREET
SALT LAKE CITY, UT 84101

DFCM PROJECT #20229080

STAMP



ISSUE TYPE:	DATE:
BP-02	October 3, 2022

PROJECT NUMBER:	21-031
DRAWN BY:	EHW
CHECKED BY:	ARE

PHASE 2 UPPER LEVEL MECHANICAL DEMO PLAN AREA B

2.MD102B

2022-10-03 - P:\Projects\Rio Grande Depot\Drawings\Upgrade\Master\2022-09 Bid Set\Arch\2.MD102B.dwg

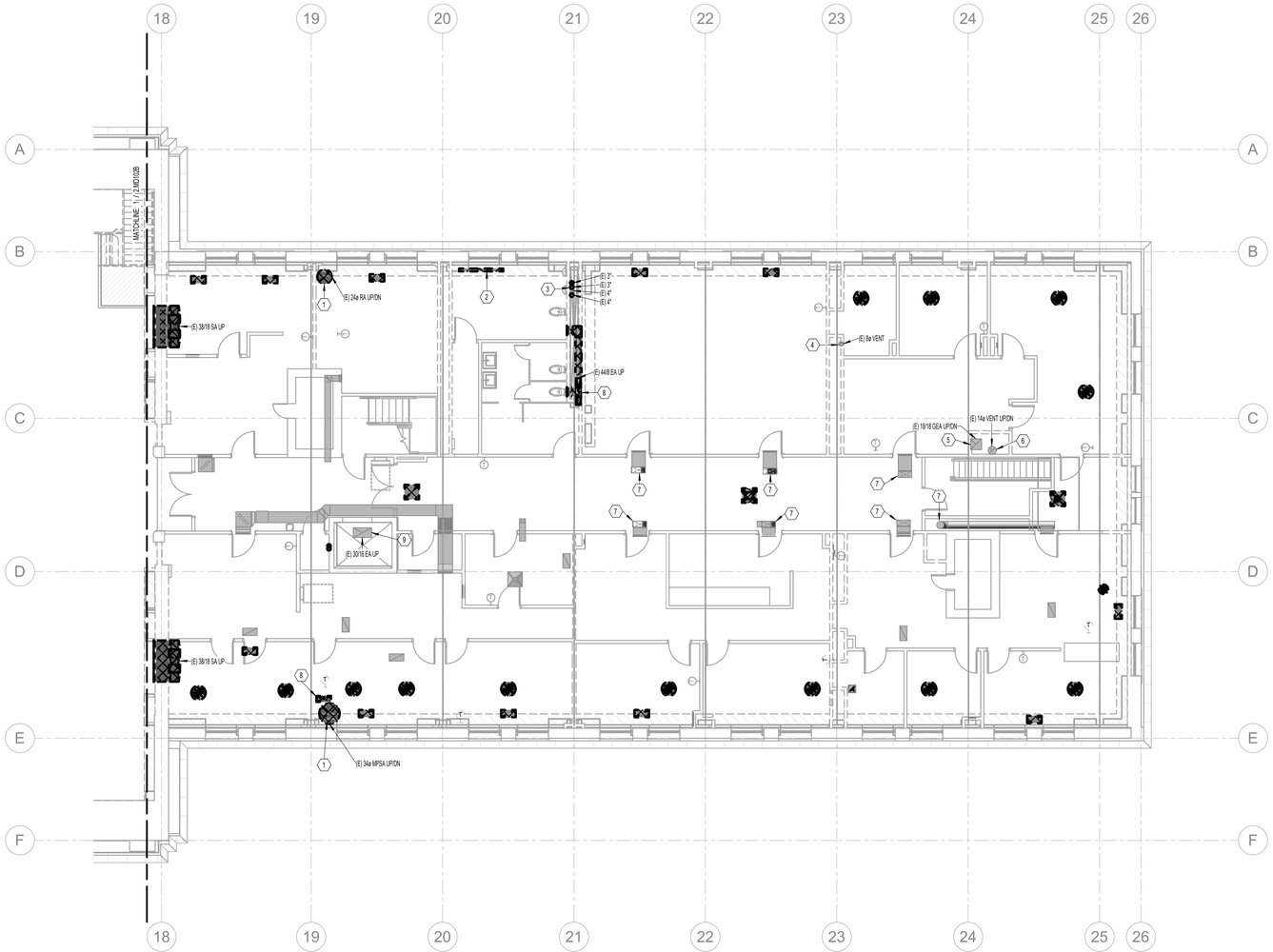

1 PHASE 2 UPPER LEVEL MECHANICAL DEMO PLAN AREA C
SCALE: 1/8" = 1'-0"

GENERAL NOTES

A. EXISTING DRAWINGS ARE BASED ON CASUAL (NON-INTRUSIVE) FIELD OBSERVATIONS AND PREVIOUS PROJECT RECORD DOCUMENTS. UPON DISCOVERY OF CONDITIONS NOT SHOWN OR IN CONFLICT WITH THESE DRAWINGS THAT AFFECT PROJECT BUDGET AND/OR SCHEDULE, CONTRACTOR SHALL IMMEDIATELY REPORT SUCH CONDITIONS TO THE ARCHITECT/ENGINEER IN WRITING FOR DIRECTION ON HOW TO PROCEED.

B. ITEMS SHOWN DARK AND DASHED SHALL BE DEMOLISHED.

C. ITEMS SHOWN LIGHT AND SHADED SHALL REMAIN.

D. THE BUILDING DOES CONTAIN ASBESTOS AND LEAD BASED PAINT IN VARIOUS BUILDING MATERIALS. ITEMS THAT CONTAIN ASBESTOS AND LEAD BASED PAINT ARE NOT TO BE REMOVED OR OTHERWISE DISTURBED. FOR FURTHER INFORMATION PLEASE CONTACT OWNER'S REPRESENTATIVE R & R ENVIRONMENTAL INC. AT 801-352-2380.

E. HAZARDOUS MATERIAL ABATEMENT TO BE COMPLETED BY OWNER. HAZARDOUS MATERIAL INVENTORY REPORT IS AVAILABLE FOR REFERENCE FROM THE OWNER. CONTRACTOR SHALL NOTIFY OWNER IMMEDIATELY IF SUSPECTED HAZARDOUS MATERIALS ARE ENCOUNTERED AND HAZARDOUS MATERIALS SHALL BE ABATED BY OWNER'S REPRESENTATIVE BEFORE PROCEEDING WITH SELECTIVE DEMOLITION.

F. FOR BASEMENT FLOOR PLANS, HATCHED AREA INDICATES LOCATIONS OF FLOOR SLAB DEMOLITION FOR INSTALLATION OF NEW STRUCTURAL MICROPILES AND FOOTINGS.

G. GENERALLY, WHERE WALLS ARE TO RECEIVE SHOTCRETE REINFORCEMENT, 10'-0" CLEAR FROM WALL IS REQUIRED FOR SHOTCRETE APPLICATION. REMOVE EXISTING HVAC EQUIPMENT, DUCTWORK, DIFFUSERS/REGISTERS, PIPING, ETC. WITHIN REQUIRED CLEARANCE AREA.

H. PER THE HAZARDOUS MATERIALS REPORT, GRAY & GREEN DUCT SEALANT ON SITE IS HAZARDOUS AND MUST BE ABATED. GENERALLY, THE HAZARDOUS DUCT SEALANT WAS OBSERVED ON ROUND AND FLAT OVAL DUCTWORK. ALL DUCTWORK DEMOLITION TO BE PERFORMED BY ABATEMENT CONTRACTOR.

I. WHERE NOTED ON PLANS, CONTRACTOR SHALL SALVAGE EXISTING ORNAMENTAL HVAC SUPPLY/RETURN REGISTERS LOCATED IN CAFE AREA AND ELSEWHERE THROUGHOUT BUILDING. CONTRACTOR SHALL TAG AND LOG EACH REGISTER'S ORIGINAL INSTALLATION LOCATION AND FUNCTION. UPON DISCOVERY OF ADDITIONAL ORNAMENTAL SUPPLY/RETURN REGISTERS NOT NOTED ON PLANS, CONTRACTOR SHALL CONTACT ARCHITECT/ENGINEER FOR DIRECTION.

J. WHERE EXISTING CEILINGS ARE SCHEDULED TO BE REMOVED, REMOVE EXISTING CEILING HVAC SUPPLY/RETURN/EXHAUST GRILLES. FOR GRILLES LOCATED IN CEILINGS TO BE REMOVED BY THE ABATEMENT CONTRACTOR, THE ABATEMENT CONTRACTOR SHALL PERFORM REMOVAL.

KEYNOTES

1	DUCT MAINS FROM AIR HANDLERS IN ATTIC DOWN TO BASEMENT LEVEL.
2	REMOVE EXISTING FIN TUBE HEATER.
3	PIPE RISERS FROM BASEMENT UP TO ATTIC.
4	EXISTING WATER HEATER FLUE VENT FROM BASEMENT UP THROUGH ROOF.
5	EXISTING KITCHEN HOOD EXHAUST DUCTWORK UP TO EXHAUST FAN IN ATTIC.
6	EXISTING BOILER FLUE UP THROUGH ROOF.
7	DUCTWORK UP TO ATTIC LEVEL.
8	GENERAL EXHAUST DUCT UP TO EXHAUST FAN ON ROOF.
9	EXISTING EXHAUST/RELIEF DUCTWORK FROM ELEVATOR SHAFT UP THROUGH ROOF.

KEY MAP

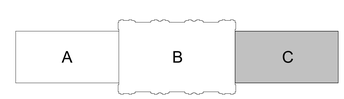

CRSA
ARCHITECTURE · PLANNING · INTERIORS
649 E SOUTH TEMPLE
SALT LAKE CITY, UT 84102
801.355.5915 · www.crsa-us.com

ARCHITECT
CRSA — C/O ZACH HESLOP
175 S. MAIN ST., STE. 300 — zheslop@crsa-us.com
SALT LAKE CITY, UT 84111 — (801)746-4974

STRUCTURAL ENGINEER
REAVELEY ENGINEERS + ASSOC. — C/O JEROD JOHNSON
675 EAST 500 SOUTH, SUITE 400 — jjohnson@reaveley.com
SALT LAKE CITY, UT 84102 — (801) 486-3883

MECHANICAL ENGINEER
COLVIN ENGINEERING ASSOC. — C/O ALLEN EVANS
505 E. SOUTH TEMPLE — aevans@cea-ut.com
SALT LAKE CITY, UT 84102 — (801) 322-2400

ELECTRICAL ENGINEER
SPECTRUM ENGINEERING — C/O MICHAEL FACKRELL
324 STATE ST. STE. 400 — michael.fackrell@speceng.com
SALT LAKE CITY, UT 84102 — (801) 328-5151

CM/GC
GRAMOLL CONSTRUCTION — C/O JIM GRAMOLL
155 S 750 W — jim.gramoll@gramoll.com
NORTH SALT LAKE, UT 84054 — (801) 295-2341

RIO GRANDE DEPOT SEISMIC UPGRADE

300 SOUTH RIO GRANDE STREET
SALT LAKE CITY, UT 84101

DFCM PROJECT #20229080

STAMP



ISSUE TYPE:	DATE:
BP-02	October 3, 2022

PROJECT NUMBER:	21-031
DRAWN BY:	EHW
CHECKED BY:	ARE

PHASE 2 UPPER LEVEL MECHANICAL DEMO PLAN AREA C

2.MD102C

2022-10-03 C:\Users\ehw\Desktop\Drawing Upload\Mech 2022-09-30 Mech Upload_ehwmd102.rvt
9/30/2022 11:23:41 AM
Autodesk Docs://21-031 Rio Grande Depot/21-031 Mech Upload_ehwmd102.rvt

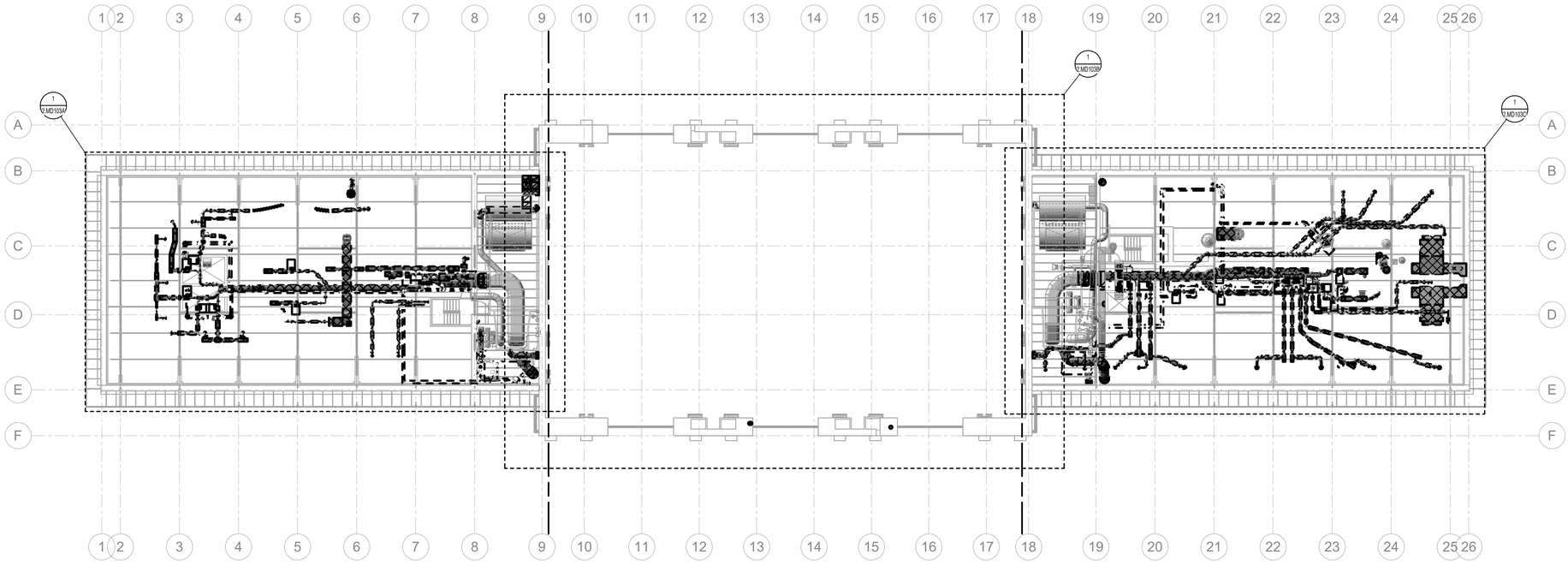

1 PHASE 2 ATTIC OVERALL MECHANICAL DEMO PLAN
SCALE: 1/16" = 1'-0"

GENERAL NOTES

A. EXISTING DRAWINGS ARE BASED ON CASUAL (NON-INTRUSIVE) FIELD OBSERVATIONS AND PREVIOUS PROJECT RECORD DOCUMENTS. UPON DISCOVERY OF CONDITIONS NOT SHOWN OR IN CONFLICT WITH THESE DRAWINGS THAT AFFECT PROJECT BUDGET AND/OR SCHEDULE, CONTRACTOR SHALL IMMEDIATELY REPORT SUCH CONDITIONS TO THE ARCHITECT/ENGINEER IN WRITING FOR DIRECTION ON HOW TO PROCEED.

B. ITEMS SHOWN DARK AND DASHED SHALL BE DEMOLISHED.

C. ITEMS SHOWN LIGHT AND SHADED SHALL REMAIN.

D. THE BUILDING DOES CONTAIN ASBESTOS AND LEAD BASED PAINT IN VARIOUS BUILDING MATERIALS. ITEMS THAT CONTAIN ASBESTOS AND LEAD BASED PAINT ARE NOT TO BE REMOVED OR OTHERWISE DISTURBED. FOR FURTHER INFORMATION PLEASE CONTACT OWNER'S REPRESENTATIVE R & R ENVIRONMENTAL INC. AT 801-352-2380.

E. HAZARDOUS MATERIAL ABATEMENT TO BE COMPLETED BY OWNER. HAZARDOUS MATERIAL INVENTORY REPORT IS AVAILABLE FOR REFERENCE FROM THE OWNER. CONTRACTOR SHALL NOTIFY OWNER IMMEDIATELY IF SUSPECTED HAZARDOUS MATERIALS ARE ENCOUNTERED AND HAZARDOUS MATERIALS SHALL BE ABATED BY OWNER'S REPRESENTATIVE BEFORE PROCEEDING WITH SELECTIVE DEMOLITION.

F. FOR BASEMENT FLOOR PLANS, HATCHED AREA INDICATES LOCATIONS OF FLOOR SLAB DEMOLITION FOR INSTALLATION OF NEW STRUCTURAL MICROPILES AND FOOTINGS.

G. GENERALLY, WHERE WALLS ARE TO RECEIVE SHOTCRETE REINFORCEMENT, 10'-0" CLEAR FROM WALL IS REQUIRED FOR SHOTCRETE APPLICATION. REMOVE EXISTING HVAC EQUIPMENT, DUCTWORK, DIFFUSERS/REGISTERS, PIPING, ETC. WITHIN REQUIRED CLEARANCE AREA.

H. PER THE HAZARDOUS MATERIALS REPORT, GRAY & GREEN DUCT SEALANT ON SITE IS HAZARDOUS AND MUST BE ABATED. GENERALLY, THE HAZARDOUS DUCT SEALANT WAS OBSERVED ON ROUND AND FLAT OVAL DUCTWORK. ALL DUCTWORK DEMOLITION TO BE PERFORMED BY ABATEMENT CONTRACTOR.

I. WHERE NOTED ON PLANS, CONTRACTOR SHALL SALVAGE EXISTING ORNAMENTAL HVAC SUPPLY/RETURN REGISTERS LOCATED IN CAFE AREA AND ELSEWHERE THROUGHOUT BUILDING. CONTRACTOR SHALL TAG AND LOG EACH REGISTER'S ORIGINAL INSTALLATION LOCATION AND FUNCTION. UPON DISCOVERY OF ADDITIONAL ORNAMENTAL SUPPLY/RETURN REGISTERS NOT NOTED ON PLANS, CONTRACTOR SHALL CONTACT ARCHITECT/ENGINEER FOR DIRECTION.

J. WHERE EXISTING CEILINGS ARE SCHEDULED TO BE REMOVED, REMOVE EXISTING CEILING HVAC SUPPLY/RETURN/EXHAUST GRILLES. FOR GRILLES LOCATED IN CEILINGS TO BE REMOVED BY THE ABATEMENT CONTRACTOR, THE ABATEMENT CONTRACTOR SHALL PERFORM REMOVAL.

KEY MAP

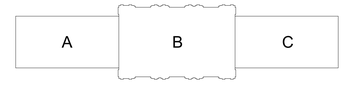

CRSA
ARCHITECTURE · PLANNING · INTERIORS
649 E SOUTH TEMPLE
SALT LAKE CITY, UT 84102
801.355.5915 · www.crsa-us.com

ARCHITECT
CRSA — C/O ZACH HESLOP
175 S. MAIN ST., STE. 300 — zheslop@crsa-us.com
SALT LAKE CITY, UT 84111 — (801)746-4974

STRUCTURAL ENGINEER
REAVELEY ENGINEERS + ASSOC. — C/O JEROD JOHNSON
675 EAST 500 SOUTH, SUITE 400 — jjohnson@reaveley.com
SALT LAKE CITY, UT 84102 — (801) 486-3883

MECHANICAL ENGINEER
COLVIN ENGINEERING ASSOC. — C/O ALLEN EVANS
505 E. SOUTH TEMPLE — aevans@cea-ut.com
SALT LAKE CITY, UT 84102 — (801) 322-2400

ELECTRICAL ENGINEER
SPECTRUM ENGINEERING — C/O MICHAEL FACKRELL
324 STATE ST. STE. 400 — michael.fackrell@speceng.com
SALT LAKE CITY, UT 84102 — (801) 328-5151

CM/GC
GRAMOLL CONSTRUCTION — C/O JIM GRAMOLL
155 S 750 W — jim.gramoll@gramoll.com
NORTH SALT LAKE, UT 84054 — (801) 295-2341

RIO GRANDE DEPOT SEISMIC UPGRADE

300 SOUTH RIO GRANDE STREET
SALT LAKE CITY, UT 84101

DFCM PROJECT #20229080

STAMP

ISSUE TYPE:	DATE:
BP-02	October 3, 2022
PROJECT NUMBER:	21-031
DRAWN BY:	EHW
CHECKED BY:	ARE

PHASE 2 ATTIC OVERALL MECHANICAL DEMO PLAN

2.MD103

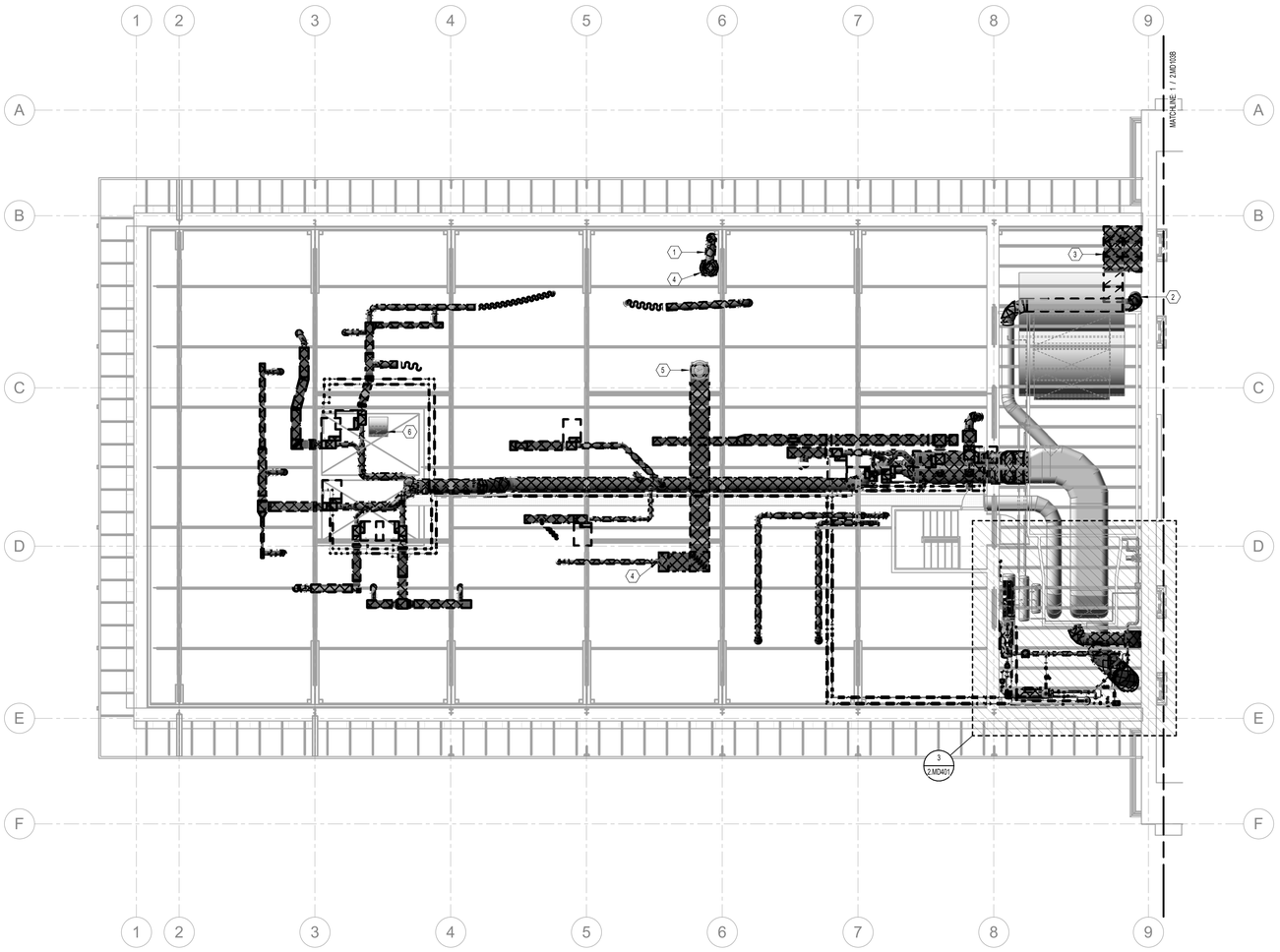

1 PHASE 2 ATTIC MECHANICAL DEMO PLAN AREA A
SCALE: 1/8" = 1'-0"

GENERAL NOTES

A. EXISTING DRAWINGS ARE BASED ON CASUAL (NON-INTRUSIVE) FIELD OBSERVATIONS AND PREVIOUS PROJECT RECORD DOCUMENTS. UPON DISCOVERY OF CONDITIONS NOT SHOWN OR IN CONFLICT WITH THESE DRAWINGS THAT AFFECT PROJECT BUDGET AND/OR SCHEDULE, CONTRACTOR SHALL IMMEDIATELY REPORT SUCH CONDITIONS TO THE ARCHITECT/ENGINEER IN WRITING FOR DIRECTION ON HOW TO PROCEED.

B. ITEMS SHOWN DARK AND DASHED SHALL BE DEMOLISHED.

C. ITEMS SHOWN LIGHT AND SHADED SHALL REMAIN.

D. THE BUILDING DOES CONTAIN ASBESTOS AND LEAD BASED PAINT IN VARIOUS BUILDING MATERIALS. ITEMS THAT CONTAIN ASBESTOS AND LEAD BASED PAINT ARE NOT TO BE REMOVED OR OTHERWISE DISTURBED. FOR FURTHER INFORMATION PLEASE CONTACT OWNER'S REPRESENTATIVE R & R ENVIRONMENTAL INC. AT 801-352-2380.

E. HAZARDOUS MATERIAL ABATEMENT TO BE COMPLETED BY OWNER. HAZARDOUS MATERIAL INVENTORY REPORT IS AVAILABLE FOR REFERENCE FROM THE OWNER. CONTRACTOR SHALL NOTIFY OWNER IMMEDIATELY IF SUSPECTED HAZARDOUS MATERIALS ARE ENCOUNTERED AND HAZARDOUS MATERIALS SHALL BE ABATED BY OWNER'S REPRESENTATIVE BEFORE PROCEEDING WITH SELECTIVE DEMOLITION.

F. FOR BASEMENT FLOOR PLANS, HATCHED AREA INDICATES LOCATIONS OF FLOOR SLAB DEMOLITION FOR INSTALLATION OF NEW STRUCTURAL MICROPILES AND FOOTINGS.

G. GENERALLY, WHERE WALLS ARE TO RECEIVE SHOTCRETE REINFORCEMENT, 10'-0" CLEAR FROM WALL IS REQUIRED FOR SHOTCRETE APPLICATION. REMOVE EXISTING HVAC EQUIPMENT, DUCTWORK, DIFFUSERS/REGISTERS, PIPING, ETC. WITHIN REQUIRED CLEARANCE AREA.

H. PER THE HAZARDOUS MATERIALS REPORT, GRAY & GREEN DUCT SEALANT ON SITE IS HAZARDOUS AND MUST BE ABATED. GENERALLY, THE HAZARDOUS DUCT SEALANT WAS OBSERVED ON ROUND AND FLAT OVAL DUCTWORK. ALL DUCTWORK DEMOLITION TO BE PERFORMED BY ABATEMENT CONTRACTOR.

I. WHERE NOTED ON PLANS, CONTRACTOR SHALL SALVAGE EXISTING ORNAMENTAL HVAC SUPPLY/RETURN REGISTERS LOCATED IN CAFE AREA AND ELSEWHERE THROUGHOUT BUILDING. CONTRACTOR SHALL TAG AND LOG EACH REGISTER'S ORIGINAL INSTALLATION LOCATION AND FUNCTION. UPON DISCOVERY OF ADDITIONAL ORNAMENTAL SUPPLY/RETURN REGISTERS NOT NOTED ON PLANS, CONTRACTOR SHALL CONTACT ARCHITECT/ENGINEER FOR DIRECTION.

J. WHERE EXISTING CEILINGS ARE SCHEDULED TO BE REMOVED, REMOVE EXISTING CEILING HVAC SUPPLY/RETURN/EXHAUST GRILLES. FOR GRILLES LOCATED IN CEILINGS TO BE REMOVED BY THE ABATEMENT CONTRACTOR, THE ABATEMENT CONTRACTOR SHALL PERFORM REMOVAL.

KEYNOTES

1	FUME HOOD EXHAUST DUCT FROM BASEMENT LEVEL UP TO EXHAUST FAN ON ROOF.
2	DUCT MAINS FROM AIR HANDLERS IN ATTIC DOWN TO BASEMENT LEVEL.
3	REMOVE EXISTING DUCT SILENCERS.
4	REMOVE EXISTING ROOFTOP EXHAUST FAN. CAP AND SEAL EXISTING ROOF CURB OPENING WEATHERTIGHT.
5	EXISTING CURB-MOUNTED GENERAL EXHAUST FAN ON ROOF TO REMAIN.
6	EXISTING EXHAUST/RELIEF DUCTWORK FROM ELEVATOR SHAFT UP THROUGH ROOF.

KEY MAP



CRSA
ARCHITECTURE · PLANNING · INTERIORS
649 E SOUTH TEMPLE
SALT LAKE CITY, UT 84102
801.355.5915 · www.crsa-us.com

ARCHITECT
CRSA — C/O ZACH HESLOP
175 S. MAIN ST., STE. 300 — zheslop@crsa-us.com
SALT LAKE CITY, UT 84111 — (801)746-4974

STRUCTURAL ENGINEER
REAVELEY ENGINEERS + ASSOC. — C/O JEROD JOHNSON
675 EAST 500 SOUTH, SUITE 400 — jjohnson@reaveley.com
SALT LAKE CITY, UT 84102 — (801) 486-3883

MECHANICAL ENGINEER
COLVIN ENGINEERING ASSOC. — C/O ALLEN EVANS
505 E. SOUTH TEMPLE — aevans@cea-ut.com
SALT LAKE CITY, UT 84102 — (801) 322-2400

ELECTRICAL ENGINEER
SPECTRUM ENGINEERING — C/O MICHAEL FACKRELL
324 STATE ST. STE. 400 — michael.fackrell@speceng.com
SALT LAKE CITY, UT 84102 — (801) 328-5151

CM/GC
GRAMOLL CONSTRUCTION — C/O JIM GRAMOLL
155 S 750 W — jim.gramoll@gramoll.com
NORTH SALT LAKE, UT 84054 — (801) 295-2341

RIO GRANDE DEPOT SEISMIC UPGRADE

300 SOUTH RIO GRANDE STREET
SALT LAKE CITY, UT 84101

DFCM PROJECT #20229080

STAMP

ISSUE TYPE:	DATE:
BP-02	October 3, 2022

PROJECT NUMBER:	21-031
DRAWN BY:	EHW
CHECKED BY:	ARE

PHASE 2 ATTIC MECHANICAL DEMO PLAN AREA A

2.MD103A

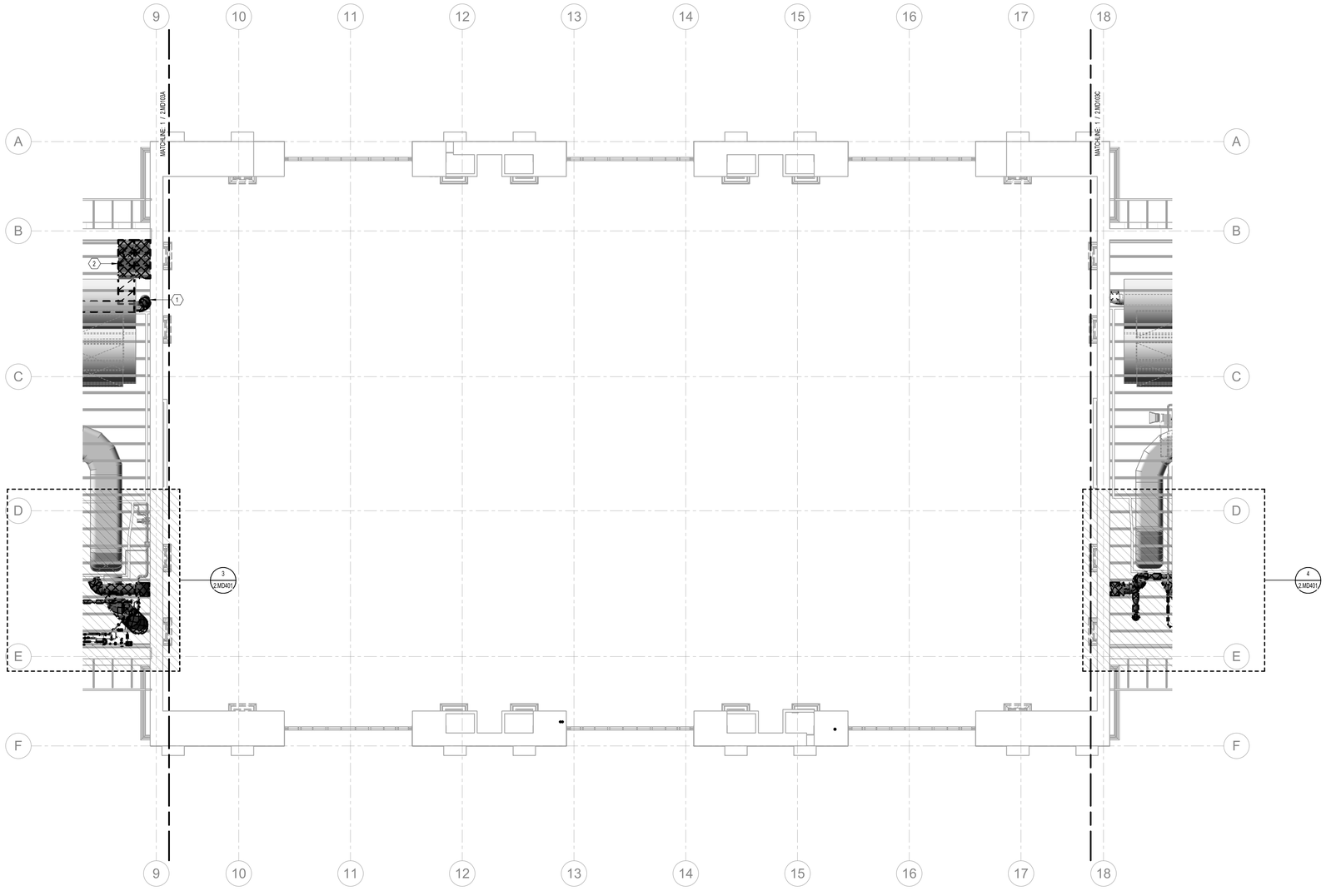

1 PHASE 2 ATTIC MECHANICAL DEMO PLAN AREA B

SCALE: 1/8" = 1'-0"

GENERAL NOTES

A. EXISTING DRAWINGS ARE BASED ON CASUAL (NON-INTRUSIVE) FIELD OBSERVATIONS AND PREVIOUS PROJECT RECORD DOCUMENTS. UPON DISCOVERY OF CONDITIONS NOT SHOWN OR IN CONFLICT WITH THESE DRAWINGS THAT AFFECT PROJECT BUDGET AND/OR SCHEDULE, CONTRACTOR SHALL IMMEDIATELY REPORT SUCH CONDITIONS TO THE ARCHITECT/ENGINEER IN WRITING FOR DIRECTION ON HOW TO PROCEED.

B. ITEMS SHOWN DARK AND DASHED SHALL BE DEMOLISHED.

C. ITEMS SHOWN LIGHT AND SHADED SHALL REMAIN.

D. THE BUILDING DOES CONTAIN ASBESTOS AND LEAD BASED PAINT IN VARIOUS BUILDING MATERIALS. ITEMS THAT CONTAIN ASBESTOS AND LEAD BASED PAINT ARE NOT TO BE REMOVED OR OTHERWISE DISTURBED. FOR FURTHER INFORMATION PLEASE CONTACT OWNER'S REPRESENTATIVE R & R ENVIRONMENTAL INC. AT 801-352-2380.

E. HAZARDOUS MATERIAL ABATEMENT TO BE COMPLETED BY OWNER. HAZARDOUS MATERIAL INVENTORY REPORT IS AVAILABLE FOR REFERENCE FROM THE OWNER. CONTRACTOR SHALL NOTIFY OWNER IMMEDIATELY IF SUSPECTED HAZARDOUS MATERIALS ARE ENCOUNTERED AND HAZARDOUS MATERIALS SHALL BE ABATED BY OWNER'S REPRESENTATIVE BEFORE PROCEEDING WITH SELECTIVE DEMOLITION.

F. FOR BASEMENT FLOOR PLANS, HATCHED AREA INDICATES LOCATIONS OF FLOOR SLAB DEMOLITION FOR INSTALLATION OF NEW STRUCTURAL MICROPILES AND FOOTINGS.

G. GENERALLY, WHERE WALLS ARE TO RECEIVE SHOTCRETE REINFORCEMENT, 10'-0" CLEAR FROM WALL IS REQUIRED FOR SHOTCRETE APPLICATION. REMOVE EXISTING HVAC EQUIPMENT, DUCTWORK, DIFFUSERS/REGISTERS, PIPING, ETC. WITHIN REQUIRED CLEARANCE AREA.

H. PER THE HAZARDOUS MATERIALS REPORT, GRAY & GREEN DUCT SEALANT ON SITE IS HAZARDOUS AND MUST BE ABATED. GENERALLY, THE HAZARDOUS DUCT SEALANT WAS OBSERVED ON ROUND AND FLAT OVAL DUCTWORK. ALL DUCTWORK DEMOLITION TO BE PERFORMED BY ABATEMENT CONTRACTOR.

I. WHERE NOTED ON PLANS, CONTRACTOR SHALL SALVAGE EXISTING ORNAMENTAL HVAC SUPPLY/RETURN REGISTERS LOCATED IN CAFE AREA AND ELSEWHERE THROUGHOUT BUILDING. CONTRACTOR SHALL TAG AND LOG EACH REGISTER'S ORIGINAL INSTALLATION LOCATION AND FUNCTION. UPON DISCOVERY OF ADDITIONAL ORNAMENTAL SUPPLY/RETURN REGISTERS NOT NOTED ON PLANS, CONTRACTOR SHALL CONTACT ARCHITECT/ENGINEER FOR DIRECTION.

J. WHERE EXISTING CEILINGS ARE SCHEDULED TO BE REMOVED, REMOVE EXISTING CEILING HVAC SUPPLY/RETURN/EXHAUST GRILLES. FOR GRILLES LOCATED IN CEILINGS TO BE REMOVED BY THE ABATEMENT CONTRACTOR, THE ABATEMENT CONTRACTOR SHALL PERFORM REMOVAL.

KEYNOTES

1	DUCT MAINS FROM AIR HANDLERS IN ATTIC DOWN TO BASEMENT LEVEL.
2	REMOVE EXISTING DUCT SILENCERS.

KEY MAP

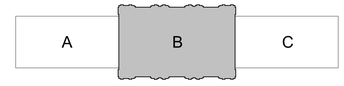

CRSA

ARCHITECTURE · PLANNING · INTERIORS

649 E SOUTH TEMPLE
SALT LAKE CITY, UT 84102
801.355.5915 · www.crsa-us.com

ARCHITECT
CRSA
175 S. MAIN ST., STE. 300
SALT LAKE CITY, UT 84111
C/O ZACH HESLOP
zheslop@crsa-us.com
(801)746-4974

STRUCTURAL ENGINEER
REAVELEY ENGINEERS + ASSOC.
675 EAST 500 SOUTH, SUITE 400
SALT LAKE CITY, UT 84102
C/O JEROD JOHNSON
jjohnson@reaveley.com
(801) 486-3883

MECHANICAL ENGINEER
COLVIN ENGINEERING ASSOC.
505 E. SOUTH TEMPLE
SALT LAKE CITY, UT 84102
C/O ALLEN EVANS
aevans@cea-ut.com
(801) 322-2400

ELECTRICAL ENGINEER
SPECTRUM ENGINEERING
324 STATE ST. STE. 400
SALT LAKE CITY, UT 84102
C/O MICHAEL FACKRELL
michael.fackrell@speceng.com
(801) 328-5151

CM/GC
GRAMOLL CONSTRUCTION
155 S 750 W
NORTH SALT LAKE, UT 84054
C/O JIM GRAMOLL
jim.gramoll@gramoll.com
(801) 295-2341

RIO GRANDE DEPOT SEISMIC UPGRADE

300 SOUTH RIO GRANDE STREET
SALT LAKE CITY, UT 84101

DFCM PROJECT #20229080

STAMP



ISSUE TYPE:	DATE:
BP-02	October 3, 2022

PROJECT NUMBER:	21-031
DRAWN BY:	EHW
CHECKED BY:	ARE

PHASE 2 ATTIC MECHANICAL DEMO PLAN AREA B

2.MD103B

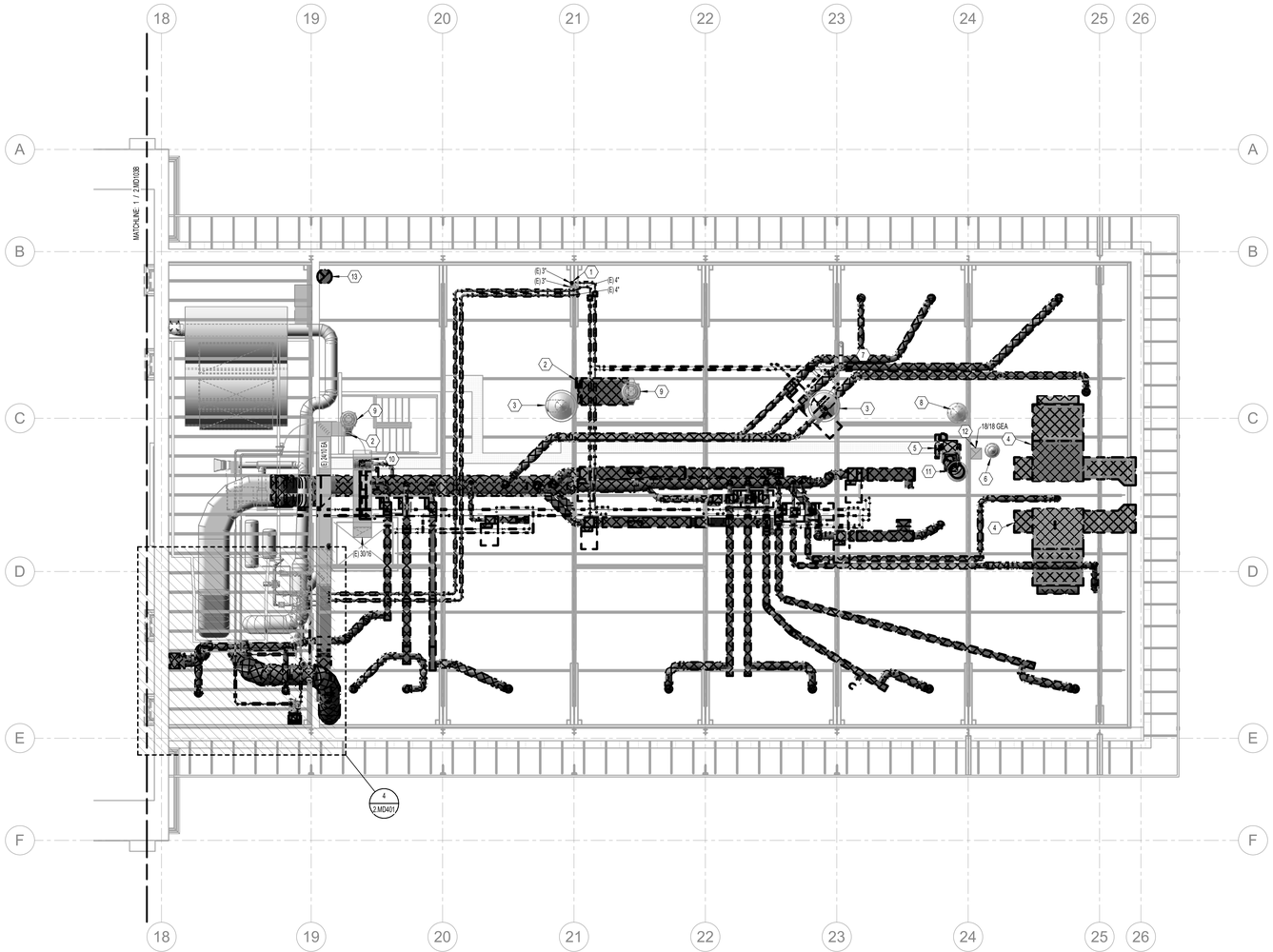

1 PHASE 2 ATTIC MECHANICAL DEMO PLAN AREA C
SCALE 1/8" = 1'-0"

GENERAL NOTES

A. EXISTING DRAWINGS ARE BASED ON CASUAL (NON-INTRUSIVE) FIELD OBSERVATIONS AND PREVIOUS PROJECT RECORD DOCUMENTS. UPON DISCOVERY OF CONDITIONS NOT SHOWN OR IN CONFLICT WITH THESE DRAWINGS THAT AFFECT PROJECT BUDGET AND/OR SCHEDULE, CONTRACTOR SHALL IMMEDIATELY REPORT SUCH CONDITIONS TO THE ARCHITECT/ENGINEER IN WRITING FOR DIRECTION ON HOW TO PROCEED.

B. ITEMS SHOWN DARK AND DASHED SHALL BE DEMOLISHED.

C. ITEMS SHOWN LIGHT AND SHADED SHALL REMAIN.

D. THE BUILDING DOES CONTAIN ASBESTOS AND LEAD BASED PAINT IN VARIOUS BUILDING MATERIALS. ITEMS THAT CONTAIN ASBESTOS AND LEAD BASED PAINT ARE NOT TO BE REMOVED OR OTHERWISE DISTURBED. FOR FURTHER INFORMATION PLEASE CONTACT OWNER'S REPRESENTATIVE R & R ENVIRONMENTAL INC. AT 801-352-2380.

E. HAZARDOUS MATERIAL ABATEMENT TO BE COMPLETED BY OWNER. HAZARDOUS MATERIAL INVENTORY REPORT IS AVAILABLE FOR REFERENCE FROM THE OWNER. CONTRACTOR SHALL NOTIFY OWNER IMMEDIATELY IF SUSPECTED HAZARDOUS MATERIALS ARE ENCOUNTERED AND HAZARDOUS MATERIALS SHALL BE ABATED BY OWNER'S REPRESENTATIVE BEFORE PROCEEDING WITH SELECTIVE DEMOLITION.

F. FOR BASEMENT FLOOR PLANS, HATCHED AREA INDICATES LOCATIONS OF FLOOR SLAB DEMOLITION FOR INSTALLATION OF NEW STRUCTURAL MICROPILES AND FOOTINGS.

G. GENERALLY, WHERE WALLS ARE TO RECEIVE SHOTCRETE REINFORCEMENT, 10'-0" CLEAR FROM WALL IS REQUIRED FOR SHOTCRETE APPLICATION. REMOVE EXISTING HVAC EQUIPMENT, DUCTWORK, DIFFUSERS/REGISTERS, PIPING, ETC. WITHIN REQUIRED CLEARANCE AREA.

H. PER THE HAZARDOUS MATERIALS REPORT, GRAY & GREEN DUCT SEALANT ON SITE IS HAZARDOUS AND MUST BE ABATED. GENERALLY, THE HAZARDOUS DUCT SEALANT WAS OBSERVED ON ROUND AND FLAT OVAL DUCTWORK. ALL DUCTWORK DEMOLITION TO BE PERFORMED BY ABATEMENT CONTRACTOR.

I. WHERE NOTED ON PLANS, CONTRACTOR SHALL SALVAGE EXISTING ORNAMENTAL HVAC SUPPLY/RETURN REGISTERS LOCATED IN CAFE AREA AND ELSEWHERE THROUGHOUT BUILDING. CONTRACTOR SHALL TAG AND LOG EACH REGISTER'S ORIGINAL INSTALLATION LOCATION AND FUNCTION. UPON DISCOVERY OF ADDITIONAL ORNAMENTAL SUPPLY/RETURN REGISTERS NOT NOTED ON PLANS, CONTRACTOR SHALL CONTACT ARCHITECT/ENGINEER FOR DIRECTION.

J. WHERE EXISTING CEILINGS ARE SCHEDULED TO BE REMOVED, REMOVE EXISTING CEILING HVAC SUPPLY/RETURN/EXHAUST GRILLES. FOR GRILLES LOCATED IN CEILINGS TO BE REMOVED BY THE ABATEMENT CONTRACTOR, THE ABATEMENT CONTRACTOR SHALL PERFORM REMOVAL.

KEYNOTES

1	PIPE RISERS FROM BASEMENT UP TO ATTIC.
2	GENERAL EXHAUST DUCT UP TO EXHAUST FAN ON ROOF.
3	EXISTING ATTIC VENT ABOVE LAY-IN CEILING.
4	REMOVE EXISTING ABANDONED AIR HANDLER.
5	EXISTING KITCHEN HOOD EXHAUST FAN.
6	EXISTING BOILER FLUE UP THROUGH ROOF.
7	EXISTING WATER HEATER FLUE VENT FROM BASEMENT UP THROUGH ROOF.
8	EXISTING DUCTWORK UP THROUGH ROOF. VERIFY FUNCTION IN FIELD.
9	EXISTING CURB-MOUNTED GENERAL EXHAUST FAN ON ROOF TO REMAIN.
10	EXISTING EXHAUST/RELIEF DUCTWORK FROM ELEVATOR SHAFT UP THROUGH ROOF.
11	EXISTING GREASE EXHAUST OUTLET THROUGH ROOF TO REMAIN.
12	EXISTING GREASE EXHAUST DUCTWORK UP FROM BELOW. CAP OPEN END IN ATTIC.
13	DUCT MAINS FROM AIR HANDLERS IN ATTIC DOWN TO BASEMENT LEVEL.

KEY MAP



CRSA
ARCHITECTURE · PLANNING · INTERIORS
649 E SOUTH TEMPLE
SALT LAKE CITY, UT 84102
801.355.5915 · www.crsa-us.com

ARCHITECT
CRSA
175 S. MAIN ST., STE. 300
SALT LAKE CITY, UT 84111
C/O ZACH HESLOP
zheslop@crsa-us.com
(801)746-4974

STRUCTURAL ENGINEER
REAVELEY ENGINEERS + ASSOC.
675 EAST 500 SOUTH, SUITE 400
SALT LAKE CITY, UT 84102
C/O JEROD JOHNSON
jjohnson@reaveley.com
(801) 486-3883

MECHANICAL ENGINEER
COLVIN ENGINEERING ASSOC.
505 E. SOUTH TEMPLE
SALT LAKE CITY, UT 84102
C/O ALLEN EVANS
aevans@cea-ut.com
(801) 322-2400

ELECTRICAL ENGINEER
SPECTRUM ENGINEERING
324 STATE ST. STE. 400
SALT LAKE CITY, UT 84102
C/O MICHAEL FACKRELL
michael.fackrell@speceng.com
(801) 328-5151

CM/GC
GRAMOLL CONSTRUCTION
155 S 750 W
NORTH SALT LAKE, UT 84054
C/O JIM GRAMOLL
jim.gramoll@gramoll.com
(801) 295-2341

RIO GRANDE DEPOT SEISMIC UPGRADE

300 SOUTH RIO GRANDE STREET
SALT LAKE CITY, UT 84101

DFCM PROJECT #20229080

STAMP

ISSUE TYPE:	DATE:
BP-02	October 3, 2022

PROJECT NUMBER:	21-031
DRAWN BY:	EHW
CHECKED BY:	ARE

PHASE 2 ATTIC MECHANICAL DEMO PLAN AREA C

2.MD103C

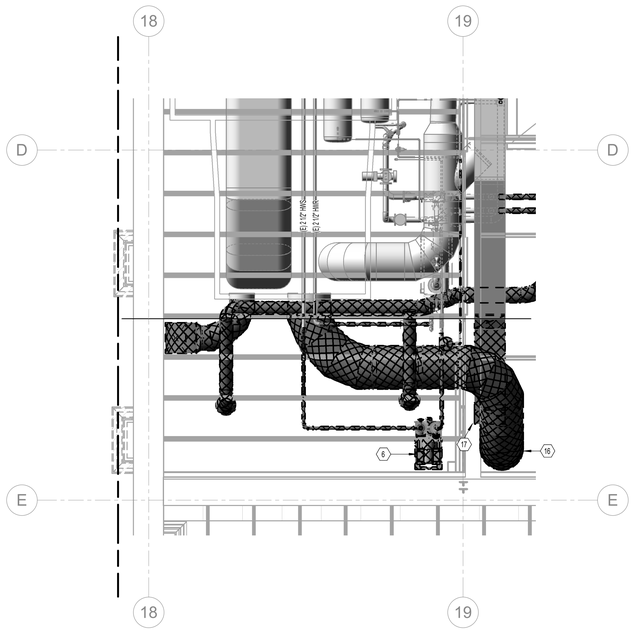

PHASE 2 ENLARGED MECHANICAL DEMO PLAN - ATTIC AREA C

4 SCALE: 1/4" = 1'-0"

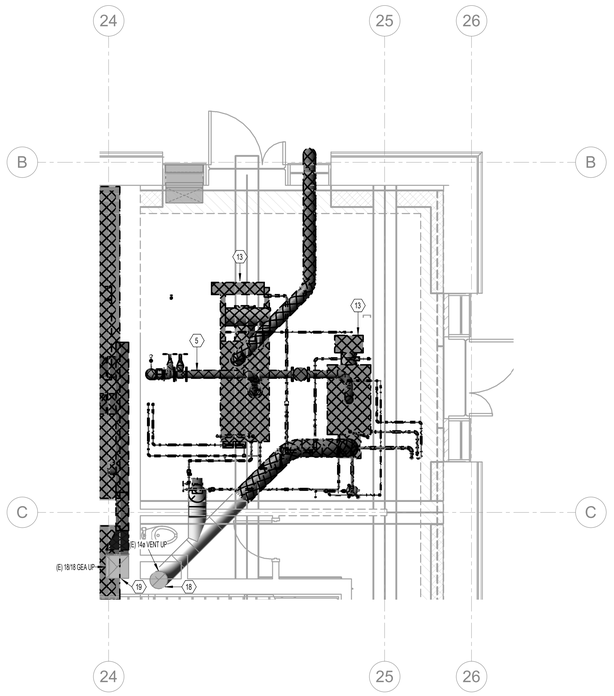

PHASE 2 ENLARGED MECHANICAL DEMO PLAN - MAIN LEVEL MECHANICAL ROOM

2 SCALE: 1/4" = 1'-0"

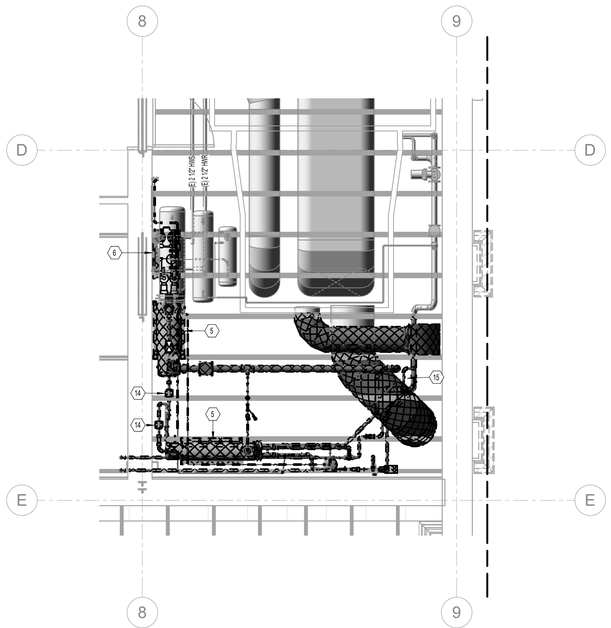

PHASE 2 ENLARGED MECHANICAL DEMO PLAN - ATTIC AREA A

3 SCALE: 1/4" = 1'-0"

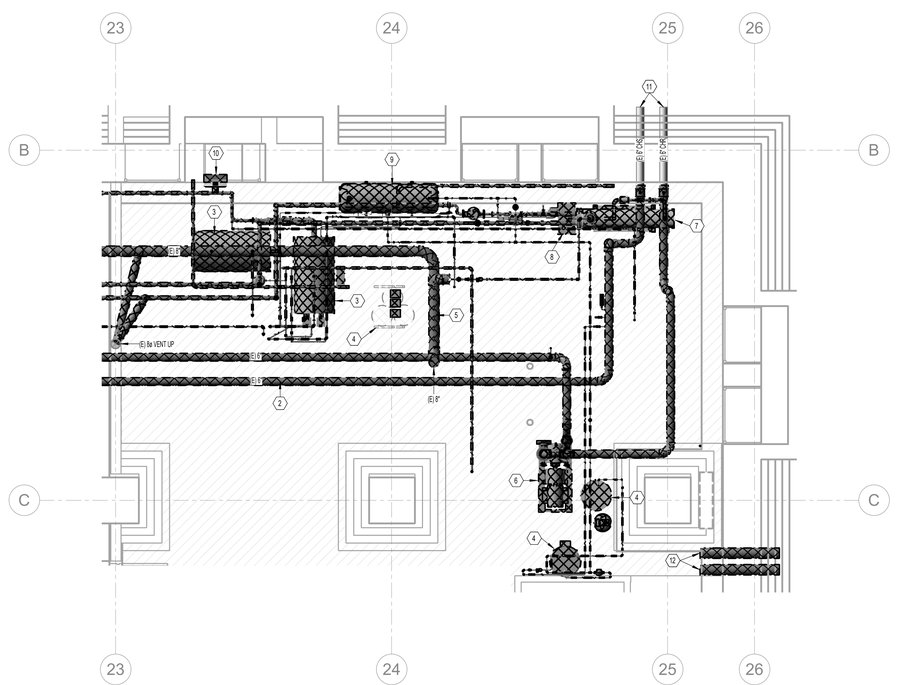

PHASE 2 ENLARGED MECHANICAL DEMO PLAN - BASEMENT MECHANICAL ROOM

1 SCALE: 1/4" = 1'-0"

GENERAL NOTES

A. EXISTING DRAWINGS ARE BASED ON CASUAL (NON-INTRUSIVE) FIELD OBSERVATIONS AND PREVIOUS PROJECT RECORD DOCUMENTS. UPON DISCOVERY OF CONDITIONS NOT SHOWN OR IN CONFLICT WITH THESE DRAWINGS THAT AFFECT PROJECT BUDGET AND/OR SCHEDULE, CONTRACTOR SHALL IMMEDIATELY REPORT SUCH CONDITIONS TO THE ARCHITECT/ENGINEER IN WRITING FOR DIRECTION ON HOW TO PROCEED.

B. ITEMS SHOWN DARK AND DASHED SHALL BE DEMOLISHED.

C. ITEMS SHOWN LIGHT AND SHADED SHALL REMAIN.

D. THE BUILDING DOES CONTAIN ASBESTOS AND LEAD BASED PAINT IN VARIOUS BUILDING MATERIALS. ITEMS THAT CONTAIN ASBESTOS AND LEAD BASED PAINT ARE NOT TO BE REMOVED OR OTHERWISE DISTURBED. FOR FURTHER INFORMATION PLEASE CONTACT OWNER'S REPRESENTATIVE R & R ENVIRONMENTAL INC. AT 801-352-2380.

E. HAZARDOUS MATERIAL ABATEMENT TO BE COMPLETED BY OWNER. HAZARDOUS MATERIAL INVENTORY REPORT IS AVAILABLE FOR REFERENCE FROM THE OWNER. CONTRACTOR SHALL NOTIFY OWNER IMMEDIATELY IF SUSPECTED HAZARDOUS MATERIALS ARE ENCOUNTERED AND HAZARDOUS MATERIALS SHALL BE ABATED BY OWNER'S REPRESENTATIVE BEFORE PROCEEDING WITH SELECTIVE DEMOLITION.

F. BUILDING HVAC HEATING SYSTEM SHALL BE KEPT OPERATIONAL DURING DEMOLITION AND ABATEMENT TO MAINTAIN BUILDING HEAT AND PROVIDE FREEZE PROTECTION. CONTRACTOR SHALL PROVIDE ADDITIONAL TEMPORARY/SUPPLEMENTAL HEATING AS NECESSARY TO MAINTAIN INDOOR TEMPERATURES IN ACCORDANCE WITH DFCM STANDARDS.

G. PER THE HAZARDOUS MATERIALS REPORT, GRAY & GREEN DUCT SEALANT ON SITE IS HAZARDOUS AND MUST BE ABATED. GENERALLY, THE HAZARDOUS DUCT SEALANT WAS OBSERVED ON ROUND AND FLAT OVAL DUCTWORK. ALL DUCTWORK DEMOLITION TO BE PERFORMED BY ABATEMENT CONTRACTOR.

H. WHERE DUCTWORK WITH HAZARDOUS DUCT SEALANT PENETRATES A WALL SHOWN TO BE DEMOLISHED IN PHASE 01, LEAVE MIN. 2'-0" UNDISTURBED MATERIAL AROUND DUCTWORK TO MINIMIZE RISK OF A HAZARDOUS MATERIAL SPILL.

I. WHERE NOTED ON PLANS, CONTRACTOR SHALL SALVAGE EXISTING ORNAMENTAL HVAC SUPPLY/RETURN REGISTERS LOCATED IN CAFE AREA AND ELSEWHERE THROUGHOUT BUILDING. CONTRACTOR SHALL TAG AND LOG EACH REGISTER'S ORIGINAL INSTALLATION LOCATION AND FUNCTION. UPON DISCOVERY OF ADDITIONAL ORNAMENTAL SUPPLY/RETURN REGISTERS NOT NOTED ON PLANS, CONTRACTOR SHALL CONTACT ARCHITECT/ENGINEER FOR DIRECTION.

KEYNOTES

1	REMOVE EXISTING WATER HEATER.
2	REMOVE EXISTING CHILLED WATER PIPING.
3	REMOVE EXISTING STEAM CONDENSATE TANK AND ASSOCIATED PUMPS, PIPING, ETC.
4	REMOVE EXISTING CHEMICAL TREATMENT SYSTEM AND ASSOCIATED PIPING. SALVAGE EQUIPMENT FOR REUSE.
5	REMOVE ALL STEAM SYSTEM PIPING AND RELATED EQUIPMENT.
6	REMOVE EXISTING PUMP AND ASSOCIATED PIPING, HOUSEKEEPING PAD, ETC.
7	REMOVE EXISTING HEAT EXCHANGER AND ASSOCIATED PUMPS, PIPING, ETC.
8	EXISTING STEAM CONDENSATE RETURN PUMP.
9	REMOVE EXISTING EXPANSION TANK AND ASSOCIATED PIPING.
10	REMOVE EXISTING EXHAUST FAN.
11	CHILLED WATER SUPPLY/RETURN PIPING ROUTED UNDERGROUND TO AIR-COOLED CHILLER.
12	REMOVE ABANDONED CHILLED WATER PIPING.
13	REMOVE EXISTING STEAM BOILER.
14	EXISTING STEAM TRAP.
15	PIPE RISERS FROM BASEMENT UP TO ATTIC.
16	DUCT MAINS FROM AIR HANDLERS IN ATTIC DOWN TO BASEMENT LEVEL.
17	GENERAL EXHAUST DUCT UP TO EXHAUST FAN ON ROOF.
18	EXISTING BOILER FLUE UP THROUGH ROOF.
19	EXISTING KITCHEN HOOD EXHAUST DUCTWORK UP TO EXHAUST FAN IN ATTIC.

KEY MAP



CRSA
ARCHITECTURE · PLANNING · INTERIORS
649 E SOUTH TEMPLE
SALT LAKE CITY, UT 84102
801.355.5915 · www.crsa-us.com

ARCHITECT		
CRSA	C/O ZACH HESLOP	
175 S. MAIN ST., STE. 300	zheslop@crsa-us.com	
SALT LAKE CITY, UT 84111	(801)746-4974	
STRUCTURAL ENGINEER		
REAVELEY ENGINEERS + ASSOC.	C/O JEROD JOHNSON	
675 EAST 500 SOUTH, SUITE 400	jjohnson@reaveley.com	
SALT LAKE CITY, UT 84102	(801) 486-3883	
MECHANICAL ENGINEER		
COLVIN ENGINEERING ASSOC.	C/O ALLEN EVANS	
505 E. SOUTH TEMPLE	aevans@cea-ut.com	
SALT LAKE CITY, UT 84102	(801) 322-2400	
ELECTRICAL ENGINEER		
SPECTRUM ENGINEERING	C/O MICHAEL FACKRELL	
324 STATE ST. STE. 400	michael.fackrell@speceng.com	
SALT LAKE CITY, UT 84102	(801) 328-5151	
CM/GC		
GRAMOLL CONSTRUCTION	C/O JIM GRAMOLL	
155 S 750 W	jim.gramoll@gramoll.com	
NORTH SALT LAKE, UT 84054	(801) 295-2341	

RIO GRANDE DEPOT SEISMIC UPGRADE

300 SOUTH RIO GRANDE STREET
SALT LAKE CITY, UT 84101

DFCM PROJECT #20229080

STAMP

ISSUE TYPE:	DATE:
BP-02	October 3, 2022

PROJECT NUMBER:	21-031
DRAWN BY:	EHW
CHECKED BY:	ARE

PHASE 2 ENLARGED MECHANICAL DEMO PLANS

2.MD401

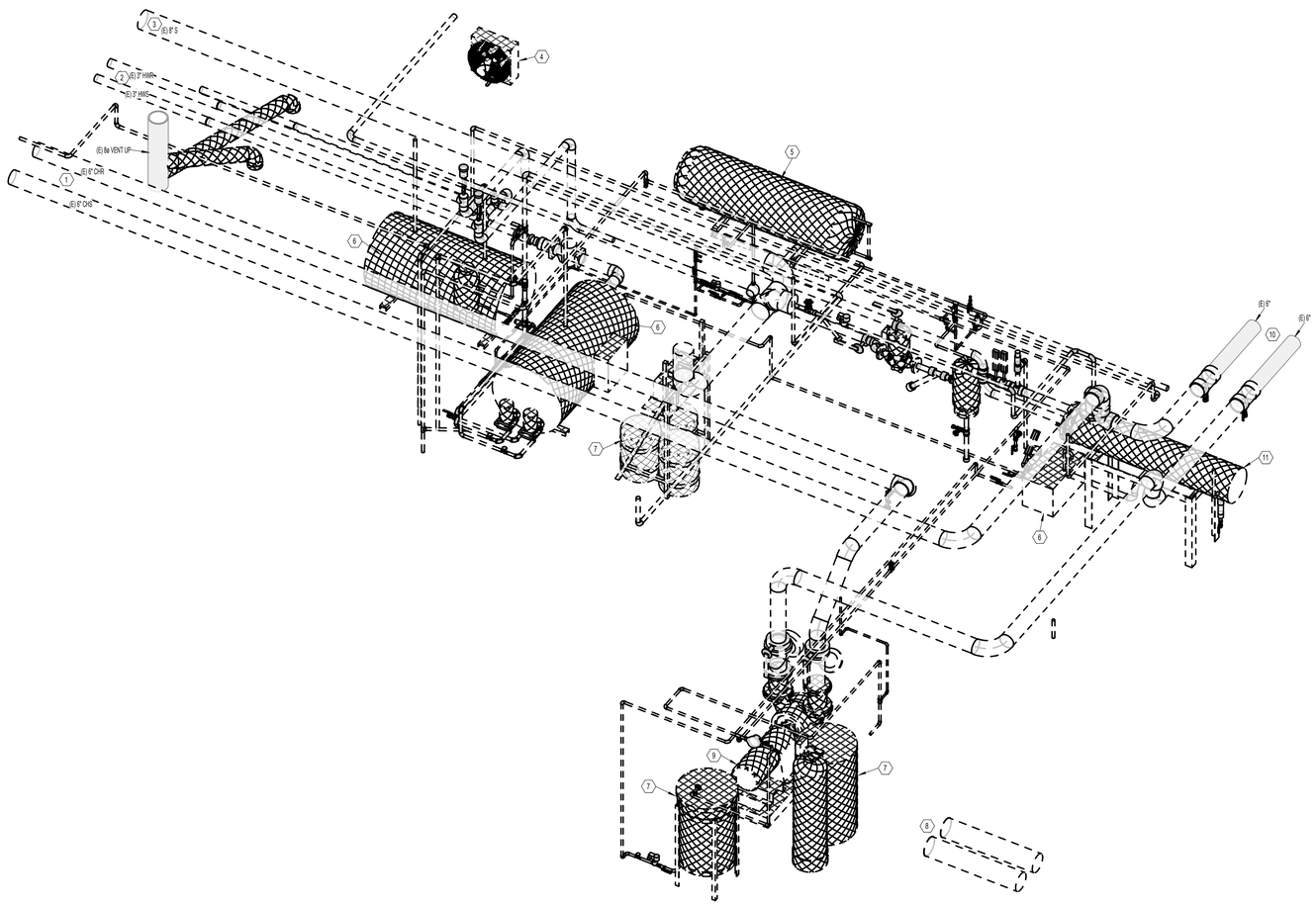

PHASE 2 MECHANICAL DEMO 3D VIEW - BASEMENT MECHANICAL ROOM

1 SCALE: NONE

GENERAL NOTES

A. EXISTING DRAWINGS ARE BASED ON CASUAL (NON-INTRUSIVE) FIELD OBSERVATIONS AND PREVIOUS PROJECT RECORD DOCUMENTS. UPON DISCOVERY OF CONDITIONS NOT SHOWN OR IN CONFLICT WITH THESE DRAWINGS THAT AFFECT PROJECT BUDGET AND/OR SCHEDULE, CONTRACTOR SHALL IMMEDIATELY REPORT SUCH CONDITIONS TO THE ARCHITECT/ENGINEER IN WRITING FOR DIRECTION ON HOW TO PROCEED.

B. ITEMS SHOWN DARK AND DASHED SHALL BE DEMOLISHED.

C. ITEMS SHOWN LIGHT AND SHADED SHALL REMAIN.

D. THE BUILDING DOES CONTAIN ASBESTOS AND LEAD BASED PAINT IN VARIOUS BUILDING MATERIALS. ITEMS THAT CONTAIN ASBESTOS AND LEAD BASED PAINT ARE NOT TO BE REMOVED OR OTHERWISE DISTURBED. FOR FURTHER INFORMATION PLEASE CONTACT OWNER'S REPRESENTATIVE R & R ENVIRONMENTAL INC. AT 801-352-2380.

E. HAZARDOUS MATERIAL ABATEMENT TO BE COMPLETED BY OWNER. HAZARDOUS MATERIAL INVENTORY REPORT IS AVAILABLE FOR REFERENCE FROM THE OWNER. CONTRACTOR SHALL NOTIFY OWNER IMMEDIATELY IF SUSPECTED HAZARDOUS MATERIALS ARE ENCOUNTERED AND HAZARDOUS MATERIALS SHALL BE ABATED BY OWNER'S REPRESENTATIVE BEFORE PROCEEDING WITH SELECTIVE DEMOLITION.

F. BUILDING HVAC HEATING SYSTEM SHALL BE KEPT OPERATIONAL DURING DEMOLITION AND ABATEMENT TO MAINTAIN BUILDING HEAT AND PROVIDE FREEZE PROTECTION. CONTRACTOR SHALL PROVIDE ADDITIONAL TEMPORARY/SUPPLEMENTAL HEATING AS NECESSARY TO MAINTAIN INDOOR TEMPERATURES IN ACCORDANCE WITH DFCM STANDARDS.

G. PER THE HAZARDOUS MATERIALS REPORT, GRAY & GREEN DUCT SEALANT ON SITE IS HAZARDOUS AND MUST BE ABATED. GENERALLY, THE HAZARDOUS DUCT SEALANT WAS OBSERVED ON ROUND AND FLAT OVAL DUCTWORK. ALL DUCTWORK DEMOLITION TO BE PERFORMED BY ABATEMENT CONTRACTOR.

H. WHERE DUCTWORK WITH HAZARDOUS DUCT SEALANT PENETRATES A WALL SHOWN TO BE DEMOLISHED IN PHASE 01, LEAVE MIN. 2'-0" UNDISTURBED MATERIAL AROUND DUCTWORK TO MINIMIZE RISK OF A HAZARDOUS MATERIAL SPILL.

I. WHERE NOTED ON PLANS, CONTRACTOR SHALL SALVAGE EXISTING ORNAMENTAL HVAC SUPPLY/RETURN REGISTERS LOCATED IN CAFE AREA AND ELSEWHERE THROUGHOUT BUILDING. CONTRACTOR SHALL TAG AND LOG EACH REGISTER'S ORIGINAL INSTALLATION LOCATION AND FUNCTION. UPON DISCOVERY OF ADDITIONAL ORNAMENTAL SUPPLY/RETURN REGISTERS NOT NOTED ON PLANS, CONTRACTOR SHALL CONTACT ARCHITECT/ENGINEER FOR DIRECTION.

KEYNOTES

1	REMOVE EXISTING CHILLED WATER PIPING.
2	REMOVE EXISTING HEATING WATER PIPING.
3	REMOVE ALL STEAM SYSTEM PIPING AND RELATED EQUIPMENT.
4	REMOVE EXISTING EXHAUST FAN.
5	REMOVE EXISTING EXPANSION TANK AND ASSOCIATED PIPING.
6	REMOVE EXISTING STEAM CONDENSATE TANK AND ASSOCIATED PUMPS, PIPING, ETC.
7	REMOVE EXISTING CHEMICAL TREATMENT SYSTEM AND ASSOCIATED PIPING. SALVAGE EQUIPMENT FOR REUSE.
8	REMOVE ABANDONED CHILLED WATER PIPING.
9	REMOVE EXISTING PUMP AND ASSOCIATED PIPING, HOUSEKEEPING PAD, ETC.
10	CHILLED WATER SUPPLY/RETURN PIPING ROUTED UNDERGROUND TO AIR-COOLED CHILLER.
11	REMOVE EXISTING HEAT EXCHANGER AND ASSOCIATED PUMPS, PIPING, ETC.

KEY MAP

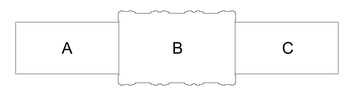

CRSA
ARCHITECTURE · PLANNING · INTERIORS
649 E SOUTH TEMPLE
SALT LAKE CITY, UT 84102
801.355.5915 · www.crsa-us.com

ARCHITECT
CRSA — C/O ZACH HESLOP
175 S. MAIN ST., STE. 300 — zheslop@crsa-us.com
SALT LAKE CITY, UT 84111 — (801)746-4974

STRUCTURAL ENGINEER
REAVELEY ENGINEERS + ASSOC. — C/O JEROD JOHNSON
675 EAST 500 SOUTH, SUITE 400 — jjohnson@reaveley.com
SALT LAKE CITY, UT 84102 — (801) 486-3883

MECHANICAL ENGINEER
COLVIN ENGINEERING ASSOC. — C/O ALLEN EVANS
505 E. SOUTH TEMPLE — aevans@cea-ut.com
SALT LAKE CITY, UT 84102 — (801) 322-2400

ELECTRICAL ENGINEER
SPECTRUM ENGINEERING — C/O MICHAEL FACKRELL
324 STATE ST. STE. 400 — michael.fackrell@speceng.com
SALT LAKE CITY, UT 84102 — (801) 328-5151

CM/GC
GRAMOLL CONSTRUCTION — C/O JIM GRAMOLL
155 S 750 W — jim.gramoll@gramoll.com
NORTH SALT LAKE, UT 84054 — (801) 295-2341

RIO GRANDE DEPOT
SEISMIC UPGRADE

300 SOUTH RIO GRANDE STREET
SALT LAKE CITY, UT 84101

DFCM PROJECT #20229080

STAMP

ISSUE TYPE:	DATE:
BP-02	October 3, 2022
1	

PROJECT NUMBER:	21-031
DRAWN BY:	EHW
CHECKED BY:	ARE

PHASE 2
MECHANICAL DEMO
3D VIEWS

2.MD501

Plotted: 10/3/2022 2:39:39 PM By: Eric Wright
Path: C:\Users\ewright\Desktop\Rio Grande Depot_2021_Central_ewright.rvt

DEFINITIONS

NOTE: ALL DEFINITIONS MAY NOT BE USED.

INDICATED: THE TERM "INDICATED" REFERS TO GRAPHIC REPRESENTATIONS, NOTES, OR SCHEDULES ON THE DRAWINGS, OTHER PARAGRAPHS OR SCHEDULES IN THE SPECIFICATIONS, AND SIMILAR REQUIREMENTS IN THE CONTRACT DOCUMENTS. WHERE TERMS SUCH AS "SHOWN", "NOTED", "SCHEDULED", AND "SPECIFIED" ARE USED, IT IS TO HELP THE READER LOCATE THE REFERENCE, NO LIMITATION ON LOCATION IS INTENDED.

DIRECTED: TERMS SUCH AS "DIRECTED", "REQUESTED", AUTHORIZED", "SELECTED", "APPROVED", "REQUIRED", AND "PERMITTED" MEAN "DIRECTED BY THE ENGINEER", "REQUESTED BY THE ENGINEER", AND SIMILAR PHRASES.

APPROVED: THE TERM "APPROVED", WHERE USED IN CONJUNCTION WITH THE ENGINEER'S ACTION ON THE CONTRACTOR'S SUBMITTALS, APPLICATIONS, AND REQUESTS, IS LIMITED TO THE ENGINEER'S DUTIES AND RESPONSIBILITIES AS STATED IN GENERAL AND SUPPLEMENTARY CONDITIONS.

FURNISH: THE TERM "FURNISH" IS USED TO MEAN "SUPPLY AND DELIVER TO THE PROJECT SITE, READY FOR UNLOADING, UNPACKING, ASSEMBLY, INSTALLATION, AND SIMILAR OPERATIONS."

INSTALL: THE TERM "INSTALL" IS USED TO DESCRIBE OPERATIONS AT PROJECT SITE INCLUDING THE ACTUAL "UNLOADING, UNPACKING, ASSEMBLY, ERECTION, PLACING, ANCHORING, APPLYING, WORKING TO DIMENSION, FINISHING, CURING, PROTECTING, CLEANING, AND SIMILAR OPERATIONS."

PROVIDE: THE TERM "PROVIDE" MEANS "TO FURNISH AND INSTALL, COMPLETE AND READY FOR THE INTENDED USE."

INSTALLER: AN "INSTALLER" IS THE CONTRACTOR OR AN ENTITY ENGAGED BY THE CONTRACTOR, EITHER AS AN EMPLOYEE, SUBCONTRACTOR, OR SUB-SUBCONTRACTOR, FOR PERFORMANCE OF A PARTICULAR CONSTRUCTION ACTIVITY, INCLUDING INSTALLATION, ERECTION, APPLICATION, AND SIMILAR OPERATIONS. INSTALLERS ARE REQUIRED TO BE EXPERIENCED IN THE OPERATIONS THEY ARE ENGAGED TO PERFORM.

TECHNOLOGY SYSTEMS: THE TERM "TECHNOLOGY SYSTEMS" IS USED TO DESCRIBE ALL LOW VOLTAGE SYSTEMS GENERALLY REFERRED TO AS "SPECIAL SYSTEMS". THESE SYSTEMS INCLUDE BUT ARE NOT NECESSARILY LIMITED TO ALL SYSTEMS WHICH UTILIZE VOLTAGES OF LESS THAN 71 VOLTS SUCH AS SOUND SYSTEMS, VIDEO SYSTEMS, TV SYSTEMS, SECURITY SYSTEMS, VOICE AND DATA CABLING SYSTEMS, ETC...

SYMBOLS LEGEND

SYMBOL	DESCRIPTION
ELECTRICAL POWER AND DISTRIBUTION	
	FUSE WITH RATING (ONE-LINE DIAGRAM).
	DISCONNECT, FUSED (ONE-LINE DIAGRAM).
	DISCONNECT, NONFUSED (ONE-LINE DIAGRAM).
	CIRCUIT BREAKER, MOLDED CASE (ONE-LINE DIAGRAM).
	CIRCUIT BREAKER, MOLDED CASE WITH SHUNT TRIP (ONE-LINE DIAGRAM).
#AF #AT	CIRCUIT BREAKER, ADJUSTABLE TRIP. "225AF" REPRESENTS THE RATING AND "150AT" REPRESENTS THE TRIP SETTING. (ONE-LINE DIAGRAM).
	CIRCUIT BREAKER, SOLID STATE (ONE-LINE DIAGRAM).
GFP	CIRCUIT BREAKER, SOLID STATE WITH GROUND FAULT PROTECTION (ONE-LINE DIAGRAM).
	MOTOR.
	TRANSFORMER (ONE-LINE DIAGRAM).
"1DPHA"	DISTRIBUTION PANELBOARD, MOTOR CONTROL CENTER, PLUG-IN BUSWAY, MEDIUM VOLTAGE SWITCHBOARD (ONE-LINE DIAGRAM).
"1H"	PANELBOARD (ONE-LINE DIAGRAM).
225/3 "1H"	PANELBOARD WITH MAIN LUGS ONLY. BUS SIZE AND PHASE AS SHOWN (ONE-LINE DIAGRAM).
225/3 "1H"	PANELBOARD WITH MAIN CIRCUIT BREAKER. SIZE AND PHASE AS SHOWN (ONE-LINE DIAGRAM).
225/3 "1H" 60/3	PANELBOARD WITH MAIN AND SUB FEED CIRCUIT BREAKER (ONE-LINE DIAGRAM).
ELECTRICAL POWER AND DISTRIBUTION	
225/3 "1H" 25/3	PANELBOARD WITH MAIN LUGS ONLY AND SURGE PROTECTION WITH CIRCUIT BREAKER (ONE-LINE DIAGRAM).
225/3 "1H" 225/3 "1H"	PANELBOARD WITH SUB FEED LUGS (ONE-LINE DIAGRAM).
225/3 "1H" "1H"	PANELBOARD WITH CIRCUIT BREAKER AND SUB FEED LUGS (ONE-LINE DIAGRAM).
DMM	DIGITAL MULTIMETER (ONE-LINE DIAGRAM).
	EARTH GROUND (ONE-LINE DIAGRAM).
M	METER.
BBF	BROAD BAND FILTER (ONE-LINE DIAGRAM).
VFC VFD	VARIABLE FREQUENCY MOTOR CONTROLLER (ONE-LINE DIAGRAM).
	DISCONNECT SWITCH, FUSED.
	DISCONNECT SWITCH, UNFUSED.
	STARTER, COMBINATION WITH DISCONNECT SWITCH.
	STARTER OR MOTOR CONTROLLER.
	PUSHBUTTON.
	PUSHBUTTONS, MOTOR CONTROL.
	PANELBOARD CABINET, FLUSH MOUNTED.
	PANELBOARD CABINET, SURFACE MOUNTED, 1 SECTION.
	PANELBOARD CABINET, SURFACE MOUNTED, 2 SECTION.
DP#__	DISTRIBUTION PANEL OR SWITCHBOARD.
LP	LIGHTING RELAY, CONTACTOR PANEL, OR DIMMING ENCLOSURE.
$ST	SWITCH, TOGGLE MOTOR STARTER WITH OVERLOAD PROTECTION.
	TRANSFORMER (SEE ONE-LINE FOR SIZE)
	CIRCUIT BREAKER, DRAW OUT (ONE-LINE DIAGRAM).

ELECTRICAL SHEET INDEX - BP2

2.EE001	SHEET INDEX, ABBREVIATIONS, AND GENERAL NOTES
2.ED100	PHASE 2 BASEMENT OVERALL ELECTRICAL DEMOLITION PLAN
2.ED101	PHASE 2 LEVEL 1 OVERALL ELECTRICAL DEMOLITION PLAN
2.ED102	PHASE 2 LEVEL 2 OVERALL ELECTRICAL DEMOLITION PLAN
2.ED103	PHASE 2 LEVEL 3 OVERALL ELECTRICAL DEMOLITION PLAN
2.ED111	PHASE 2 LEVEL 1 OVERALL RCP ELECTRICAL DEMOLITION PLAN
2.ED112	PHASE 2 LEVEL 2 OVERALL RCP ELECTRICAL DEMOLITION PLAN
2.FD101B	PHASE 2 LEVEL 1 ENLARGED FIRE ALARM DEMOLITON PLANS

ABBREVIATIONS

NOTE: ALL ABBREVIATIONS MAY NOT BE USED.

1P	SINGLE POLE
1PH	SINGLE-PHASE
1WAY	ONE-WAY
2/C	TWO-CONDUCTOR
2WAY	TWO-WAY
3/C	THREE-CONDUCTOR
3WAY	THREE-WAY
4OUT	QUADRUPLE RECEPTACLE OUTLET
4PDT	FOUR-POLE DOUBLE THROW
4PST	FOUR-POLE SINGLE THROW
4W	FOUR-WIRE
4WAY	FOUR-WAY
A	ABOVE COUNTER
AC	ARMORED CABLE
ADA	AMERICANS WITH DISABILITIES ACT
ADJ	ADJACENT
AFF	ABOVE FINISHED FLOOR
AFG	ABOVE FINISHED GRADE
AIC	AMPERE INTERRUPTING CAPACITY
ALUM	ALUMINUM
AMP	AMPERE
ANN	ANNUNCIATOR
AP	ACCESS POINT (WIRELESS DATA)
AR	AS REQUIRED
ASC	AMPS SHORT CIRCUIT
ATS	AUTOMATIC TRANSFER SWITCH
AV	AUDIO VISUAL
AWG	AMERICAN WIRE GAGE
BB XFMR	BUCK-BOOST TRANSFORMER
BFF	BELOW FINISHED FLOOR
BFG	BELOW FINISHED GRADE
C	CEILING MOUNTED
CATV	COMMUNITY ANTENNA TELEVISION
CB	CIRCUIT BREAKER
CCBA	CUSTOM COLOR AS SELECTED BY ARCHITECT
CCTV	CLOSED CIRCUIT TELEVISION
CF/CI	CONTRACTOR FURNISHED/ CONTRACTOR INSTALLED
CF/OI	CONTRACTOR FURNISHED/ OWNER INSTALLED
CFBA	CUSTOM FINISH AS SELECTED BY ARCHITECT
CKT	CIRCUIT
CM	CONSTRUCTION MANAGER
CND	CONDUIT
CO	CONVENIENCE OUTLET
COR	CONTRACTING OFFICER'S REPRESENTATIVE
CP	CONTROL PANEL
CT	CURRENT TRANSFORMER
CTV	CABLE TELEVISION
CU	COPPER
dBA	UNIT OF SOUND LEVEL
DPDT	DOUBLE POLE, DOUBLE THROW
DS	DISCONNECT SWITCH
EA	EACH
EM	EMERGENCY
EMT	ELECTRICAL METALLIC TUBING
ENT	ELECTRIC NONMETALLIC TUBING
EPO	EMERGENCY POWER OFF
EQUIP	EQUIPMENT
EX	EXISTING
F	FURNITURE MOUNTED
FA	FIRE ALARM
FCP	FIRE ALARM CONTROL PANEL
FLA	FULL LOAD AMPS
FMC	FLEXIBLE METAL CONDUIT
FOB	FREIGHT ON BOARD
FVNR	FULL VOLTAGE NON-REVERSING
FVR	FULL VOLTAGE REVERSING
GEN	GENERATOR
GFCI	GROUND FAULT INTERRUPTER
GFP	GROUND FAULT PROTECTION
GND	GROUND
HD	HEAVY DUTY
HID	HIGH INTENSITY DISCHARGE
HOA	HAND-OFF-AUTOMATIC
HP	HORSE POWER
HPF	HIGH POWER FACTOR
HPS	HIGH PRESSURE SODIUM
HV	HIGH VOLTAGE
HZ	HERTZ
I/O	INPUT/ OUTPUT
IG	ISOLATED GROUND
IMC	INTERMEDIATE METAL CONDUIT
IN/IS	INSULATED/ ISOLATED
IR	INFRARED
J-BOX	JUNCTION BOX
kV	KILOVOLT
kVA	KILOVOLT AMPERE
kVAR	KILOVOLT AMPERE REACTIVE
kW	KILOWATT
kWh	KILOWATT HOUR
LED	LIGHT EMITTING DIODE
LFMC	LIQUID TIGHT FLEXIBLE METAL CONDUIT
LFNC	LIQUID TIGHT FLEXIBLE NONMETALLIC CONDUIT
LPS	LOW PRESSURE SODIUM
LRA	LOCKED ROTOR AMPS
LTG	LIGHTING
LV	LOW VOLTAGE
MATV	MASTER ANTENNA TELEVISION SYSTEM
MAX	MAXIMUM
MC	METAL CLAD
MCA	MINIMUM CIRCUIT AMPS
MCB	MAIN CIRCUIT BREAKER
MCC	MOTOR CONTROL CENTER
MCP	MOTOR CIRCUIT PROTECTION
MDP	MAIN DISTRIBUTION PANEL
MG	MOTOR GENERATOR
MH	MANHOLE
MIN	MINIMUM
MLO	MAIN LUGS ONLY
MOCP	MAXIMUM OVERCURRENT PROTECTION
MTS	MANUAL TRANSFER SWITCH
NA	NOT APPLICABLE
NC	NORMALLY CLOSED
NEC	NATIONAL ELECTRICAL CODE
NEMA	NATIONAL ELECTRICAL MANUFACTURERS ASSOCIATION
NFC	NATIONAL FIRE CODE
NFPA	NATIONAL FIRE PROTECTION ASSOCIATION
NIC	NOT IN CONTRACT
NL	NIGHT LIGHT
NO	NORMALLY OPEN
NTS	NOT TO SCALE
OC	ON CENTER
OCP	OVER CURRENT PROTECTION
OF/CI	OWNER FURNISHED/ CONTRACTOR INSTALLED
OF/OI	OWNER FURNISHED/ OWNER INSTALLED
OFP	OBTAIN FROM PLANS
OH DR	OVERHEAD (COILING) DOOR
OL	OVERLOAD
PB	PUSHBUTTON
PF	POWER FACTOR
PH	PHASE
PNL	PANEL
PT	POTENTIAL TRANSFORMER
PTZ	PAN/TILT/ZOOM
QTY	QUANTITY
R	REMOVE
RCP	REFLECTED CEILING PLAN
RMC	RIGID METAL CONDUIT
RNC	RIGID NONMETAL CONDUIT
RPM	REVOLUTIONS PER MINUTE
RR	REMOVE AND RELOCATE
S/S	START/STOP
SCA	SHORT CIRCUIT AMPS
SCBA	STANDARD COLOR AS SELECTED BY ARCHITECT
SF	SQUARE FOOT (FEET)
SFBA	STANDARD FINISH AS SELECTED BY ARCHITECT
SPD	SURGE PROTECTIVE DEVICE
SPDT	SINGLE POLE, DOUBLE THROW
SPEC	SPECIFICATION
SPST	SINGLE POLE, SINGLE THROW
ST	SINGLE THROW
SWBD	SWITCHBOARD
SWGR	SWITCHGEAR
TL	TWIST LOCK
TP	TELEPHONE POLE
TP	TWISTED PAIR
TTB	TELEPHONE TERMINAL BOARD
TV	TELEVISION
TVSS	TRANSIENT VOLTAGE SURGE SUPPRESSER
TYP	TYPICAL
UF	UNDERFLOOR
UGND	UNDERGROUND
UPS	UNINTERRUPTIBLE POWER SUPPLY
V	VOLTS
VA	VOLT AMPERE
VFC/VFD	VARIABLE FREQUENCY MOTOR CONTROLLER
W/	WITH
W/O	WITHOUT
WP	WEATHERPROOF
XFMR	TRANSFORMER

GENERAL ELECTRICAL NOTES

1. CLARIFICATION METHODS: AT THE TIME OF BIDDING, BIDDERS SHALL FAMILIARIZE THEMSELVES WITH THE DRAWINGS AND SPECIFICATIONS. ANY QUESTIONS, MISUNDERSTANDINGS, CONFLICTS, DELETIONS, DISCONTINUED PRODUCTS, CATALOG NUMBER DISCREPANCIES, DISCREPANCIES BETWEEN THE EQUIPMENT SUPPLIED AND THE INTENT OR FUNCTION OF THE EQUIPMENT, ETC, SHALL BE SUBMITTED TO THE ARCHITECT/ENGINEER IN WRITING FOR CLARIFICATION PRIOR TO ISSUANCE OF THE FINAL ADDENDUM AND BIDDING OF THE PROJECT. WHERE DISCREPANCIES OR MULTIPLE INTERPRETATIONS OCCUR, THE MOST STRINGENT (WHICH IS GENERALLY RECOGNIZED AS THE MOST COSTLY) THAT MEETS THE INTENT OF THE DOCUMENTS SHALL BE ENFORCED.

2. OWNER FURNISHED ITEMS: THE OWNER WILL FURNISH MATERIAL AND EQUIPMENT AS INDICATED IN THE CONTRACT DOCUMENTS TO BE INCORPORATED INTO THE WORK. THESE ITEMS ARE ASSIGNED TO THE INSTALLER AND COSTS FOR RECEIVING, HANDLING, STORAGE, IF REQUIRED, AND INSTALLATION ARE INCLUDED IN THE CONTRACT SUM.

   A. THE INSTALLER'S RESPONSIBILITIES ARE THE SAME AS IF THE INSTALLER FURNISHED THE MATERIALS OR EQUIPMENT.

   B. THE OWNER WILL ARRANGE AND PAY FOR DELIVERY OF OWNER FURNISHED ITEMS FREIGHT ON BOARD JOB SITE AND THE INSTALLER WILL INSPECT DELIVERIES FOR DAMAGE. IF OWNER FURNISHED ITEMS ARE DAMAGED, DEFECTIVE OR MISSING, DOCUMENT DAMAGED ITEMS WITH THE TRANSPORT COMPANY AND THE OWNER WILL ARRANGE FOR REPLACEMENT. THE OWNER WILL ALSO ARRANGE FOR MANUFACTURER'S FIELD SERVICES, AND THE DELIVERY OF MANUFACTURER'S WARRANTIES AND BONDS TO THE INSTALLER.

   C. THE INSTALLER IS RESPONSIBLE FOR DESIGNATING THE DELIVERY DATES OF OWNER FURNISHED ITEMS AND FOR RECEIVING, UNLOADING AND HANDLING OWNER FURNISHED ITEMS AT THE SITE.THE INSTALLER IS RESPONSIBLE FOR PROTECTING OWNER FURNISHED ITEMS FROM DAMAGE, INCLUDING DAMAGE FROM EXPOSURE TO THE ELEMENTS, AND TO REPAIR OR REPLACE ITEMS DAMAGED AS A RESULT OF HIS OPERATIONS.

3. EXPOSED STRUCTURE AREAS (EXCLUDING MECHANICAL, ELECTRICAL, AND COMMUNICATION SPACES): INSTALL RACEWAYS BETWEEN DECK AND STRUCTURE WHEREVER POSSIBLE IN EXPOSED STRUCTURE CEILING AREAS. ROUTE RACEWAYS IN CONCEALED AREAS WHEREVER POSSIBLE. REFER ALL CONDITIONS WHERE RACEWAYS MUST BE INSTALLED WHICH CANNOT COMPLY WITH THESE REQUIREMENTS TO THE ARCHITECT.

4. SUBMITTALS: PROVIDE ORIGINAL ELECTRONIC PDF FORMAT, BOUND, BOOKMARKED (EACH SECTION AND PRODUCT), AND HIGHLIGHTED. JOB NAME AND SUBCONTRACTOR SHALL BE ON THE FRONT COVER. PREPARE INDEX OF EQUIPMENT SUBMITTED IN EACH TAB.

5. REFLECTED CEILING PLANS: COORDINATE THE LOCATION OF LIGHT FIXTURES WITH THE ARCHITECTURAL REFLECTED CEILING PLANS. REFER ALL DISCREPANCIES TO THE ARCHITECT AND ENGINEER.

6. ALL WORK SHALL BE DONE ACCORDING TO THE CURRENT NATIONAL ELECTRIC CODE (NEC), IBC, NFPA, AND IFC. COMPLIANCE AND FINAL APPROVAL IS SUBJECT TO THE ON SITE FIELD INSPECTION OF THE AHJ.

CRSA
ARCHITECTURE · PLANNING · INTERIORS
649 E SOUTH TEMPLE
SALT LAKE CITY, UT 84102
801.355.5915 · www.crsa-us.com

ARCHITECT	
CRSA	C/O ZACH HESLOP
175 S. MAIN ST., STE. 300	zheslop@crsa-us.com
SALT LAKE CITY, UT 84111	(801)746-4974
STRUCTURAL ENGINEER	
REAVELEY ENGINEERS + ASSOC.	C/O JEROD JOHNSON
675 EAST 500 SOUTH, SUITE 400	jjohnson@reaveley.com
SALT LAKE CITY, UT 84102	(801) 486-3883
MECHANICAL ENGINEER	
COLVIN ENGINEERING ASSOC.	C/O ALLEN EVANS
505 E. SOUTH TEMPLE	aevans@cea-ut.com
SALT LAKE CITY, UT 84102	(801) 322-2400
ELECTRICAL ENGINEER	
SPECTRUM ENGINEERING	C/O MICHAEL FACKRELL
324 STATE ST. STE. 400	michael.fackrell@speceng.com
SALT LAKE CITY, UT 84102	(801) 328-5151
CM/GC	
GRAMOLL CONSTRUCTION	C/O JIM GRAMOLL
155 S 750 W	jim.gramoll@gramoll.com
NORTH SALT LAKE, UT 84054	(801) 295-2341

RIO GRANDE DEPOT SEISMIC UPGRADE

300 SOUTH RIO GRANDE STREET
SALT LAKE CITY, UT 84101

DFCM PROJECT #20229080

STAMP



ISSUE TYPE:	DATE:
BP-02	October 3, 2022
PROJECT NUMBER:	220338
DRAWN BY:	JJN
CHECKED BY:	MCF

SHEET INDEX, ABBREVIATIONS, AND GENERAL NOTES

2.EE001

BIM 360://21-031 Rio Grande Depot Seismic Upgrade/220338 Elec Central.rvt
10/3/2022 5:49:59 PM

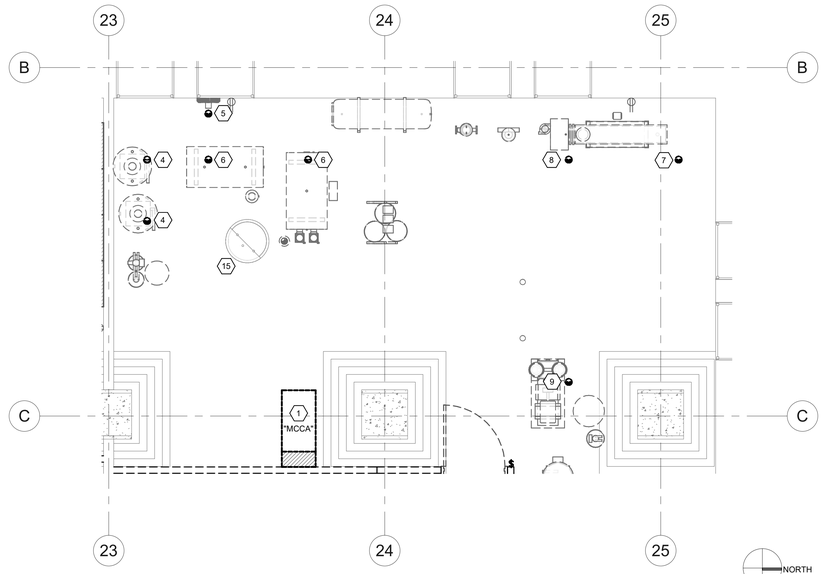

2 PHASE 2 ENLARGED ELECTRICAL DEMO PLAN - BASEMENT MECHANICAL ROOM
SCALE: 1/4" = 1'-0"

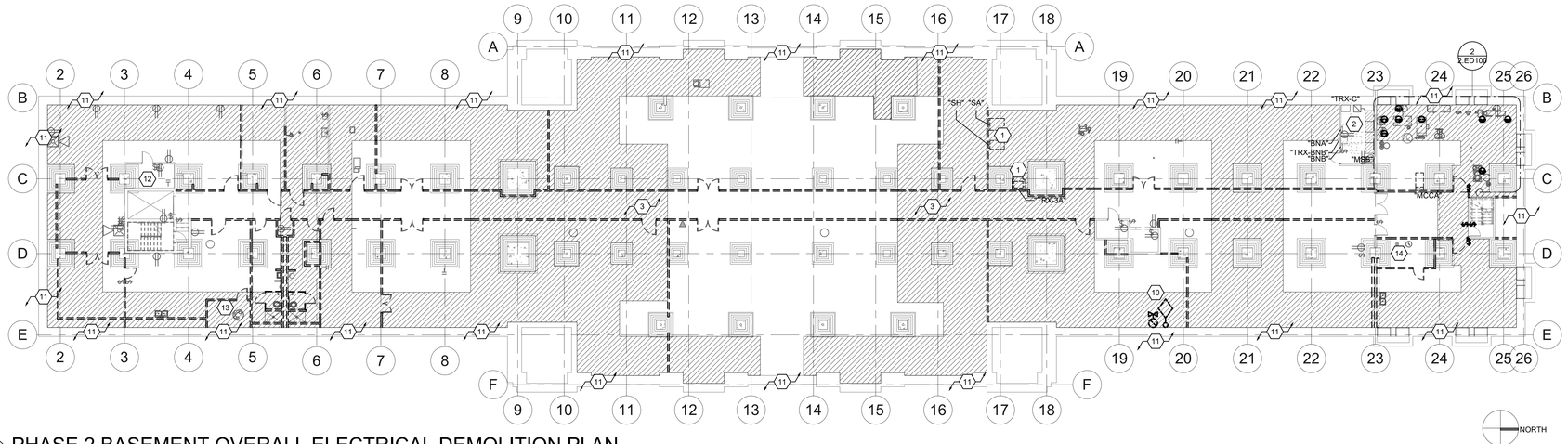

1 PHASE 2 BASEMENT OVERALL ELECTRICAL DEMOLITION PLAN
SCALE: 1/16" = 1'-0"

GENERAL SHEET NOTES

1 PRIOR TO SUBMITTING BID,THE ELECTRICAL CONTRACTOR SHALL VISIT THE SITE AND FIELD VERIFY THE EXTENT OF ELECTRICAL DEMOLITION WORK TO MEET THE INTENT OF THE BID DOCUMENTS AND INCLUDE ALL COSTS IN BID.

2 COORDINATE ELECTRICAL DEMOLITION WORK WITH ALL OTHER TRADES. REFER TO ARCHITECTURAL AND ALL OTHER SHEETS AND SPECIFICATIONS FOR COMPLETE DEMOLITION SCOPE. REMOVE, RELOCATE OR MODIFY THE ELECTICAL SYSTEM AS REQUIRED TO ACCOMMODATE THE SCOPE OF THIS PROJECT.

3 REMOVE ALL DEVICES, RACEWAYS AND WIRING FROM WALLS TO BE REMOVED (INDICATED BY DASHED LINES). WHERE ACTIVE RACEWAYS OCCUR IN WALLS TO BE REMOVED, RE-ROUTE THE RACEWAY WITH ASSOCIATED WIRING TO KEEP THE CIRCUIT OPERATIONAL. WHERE WALLS ARE BEING REPLACED, RELOCATED OR RE-INSTALLED, THEN PROVIDE NEW ELECTRICAL DEVICES IN EQUIPMENT TO MATCH THE ORIGINAL.

4 PRIOR TO REMOVAL OF ANY ELECTRICAL EQUIPMENT OR WIRING, FIELD VERIFY THAT THE EQUIPMENT OR WIRING IS INACTIVE OR NO LONGER IN USE.

5 LOCATE, PROTECT AND MAINTAIN ALL OTHER ELECTRICAL EQUIPMENT, FIXTURES, DEVICES, CONDUIT AND WIRING IN TACT AND OPERATIONAL. IF REMOVED OR DAMAGED AS PART OF THE DEMOLITION WORK, REPLACE LIKE FOR LIKE AND MAKE OPERATIONAL.

6 REMOVE ALL FIRE ALARM DEVICES WHERE EXISTING WALLS AND CEILINGS ARE BEING REMOVED, WITH ASSOCIATED CONDUIT AND WIRING. EXISTING FIRE ALARM DEVICES AND SYSTEM NOT INDICATED FOR REMOVAL SHALL REMAIN ACTIVE THROUGHOUT DEMOLITION AND CONSTRUCTION UNTIL THE NEW SYSTEM IS TESTED AND OPERATIONAL. MAINTAIN ALL CLASS A FIRE ALARM INITIATING AND INDICATING LOOPS WHERE EXISTING DEVICES ARE REMOVED.

7 REMOVE ALL ABANDONED RACEWAY, CONDUIT, WIRING AND CABLING WHETHER ABANDONED PREVIOUS TO THIS PROJECT OR AS A RESULT OF THIS PROJECT. NOT ALL ABANDONED ITEMS ARE SHOWN ON THESE PLANS AND FIELD VERIFICATION OF DEMOLITION SCOPE EXTENT IS REQUIRED.

8 CONTRACTOR TO TRACE AND LABEL ALL EXISTING LOADS TO REMAIN, THAT ARE CURRENTLY FED FROM PANELS THAT ARE BEING DEMOLISHED OR REMOVED IN THIS PHASE. THESE LOADS TO BE RE-FED FROM NEW OR REINSTALLED EXISTING PANELS IN FOLLOWING PHASE(S).

9 REFER TO MECHANICAL DRAWINGS FOR MECHANICAL EQUIPMENT DEMOLITION. DISCONNECT, REMOVE AND/OR RELOCATED ALL ELECTRICAL ASSOCIATED WITH MECHANICAL EQUIPMENT TO BE REMOVED OR RELOCATED

10 CONTRACTOR TO COORDINATE WITH DTS FOR ALL TELECOMMUNICATIONS AND SECURITY/ACCESS CONTROL CABLING IN WALLS TO BE DOMOLISHED.

SHEET KEYNOTES

1 DE-ENERGIZE, PRESERVE, DISCONNECT, REMOVE, AND STORE EXISTING ELECTRICAL GEAR. ALL CONDUIT, WIRING, DISCONNECTS, AND CABLING SHALL BE DOCUMENTED, PRESERVED, AND STORED TO BE RE-INSTALLED POST STRUCTURAL UPGRADE TO ORIGINAL CONDITIONS.

2 THE ELECTRICAL EQUIPMENT INDICATED IS EXISTING TO REMAIN. CONTRACTOR TO PROTECT EQUIPMENT.

3 IN FILLED REGION AREAS, REMOVE ALL CONDUIT AND CONDUCTORS. ALL CONDUIT AND WIRING SHALL BE DOCUMENTED, PRESERVED, AND STORED TO BE REINSTALLED POST STRUCTURAL UPGRADE TO ORIGINAL CONDITIONS.

4 DISCONNECT, REMOVE, AND PRESERVE ALL CONDUIT AND CONDUCTORS ASSOCIATED WITH DEMOLISHED WATER HEATER. ALL CONDUIT, WIRING, DISCONNECTS, AND CABLING SHALL BE DOCUMENTED, PRESERVED, AND STORED TO BE REINSTALLED POST STRUCTURAL UPGRADE TO ORIGINAL CONDITIONS.

5 DISCONNECT, REMOVE, AND PRESERVE ALL CONDUIT AND CONDUCTORS ASSOCIATED WITH DEMOLISHED EXHAUST FAN. ALL CONDUIT, WIRING, DISCONNECTS, AND CABLING SHALL BE DOCUMENTED, PRESERVED, AND STORED TO BE REINSTALLED POST STRUCTURAL UPGRADE TO ORIGINAL CONDITIONS.

6 DISCONNECT, REMOVE, AND PRESERVE ALL CONDUIT AND CONDUCTORS ASSOCIATED WITH THE DEMOLISHED STEAM CONDENSATE PUMP. ALL CONDUIT, WIRING, DISCONNECTS, AND CABLING SHALL BE DOCUMENTED, PRESERVED, AND STORED TO BE REINSTALLED POST STRUCTURAL UPGRADE TO ORIGINAL CONDITIONS.

7 DISCONNECT, REMOVE, AND PRESERVE ALL CONDUIT AND CONDUCTORS ASSOCIATED WITH DEMOLISHED HEAT EXCHANGER. ALL CONDUIT, WIRING, DISCONNECTS, AND CABLING SHALL BE DOCUMENTED, PRESERVED, AND STORED TO BE REINSTALLED POST STRUCTURAL UPGRADE TO ORIGINAL CONDITIONS.

8 DISCONNECT, REMOVE, AND PRESERVE ALL CONDUIT AND CONDUCTORS ASSOCIATED WITH DEMOLISHED STEAM CONDENSATE RETURN PUMP. ALL CONDUIT, WIRING, DISCONNECTS, AND CABLING SHALL BE DOCUMENTED, PRESERVED, AND STORED TO BE REINSTALLED POST STRUCTURAL UPGRADE TO ORIGINAL CONDITIONS.

9 DISCONNECT, REMOVE, AND PRESERVE ALL CONDUIT AND CONDUCTORS ASSOCIATED WITH DEMOLISHED MECHANICAL SYSTEM. ALL CONDUIT, WIRING, DISCONNECTS, AND CABLING SHALL BE DOCUMENTED, PRESERVED, AND STORED TO BE REINSTALLED POST STRUCTURAL UPGRADE TO ORIGINAL CONDITIONS.

10 DISCONNECT, PRESERVE, REMOVE AND STORE EXISTING FIRE ALARM DEVICES INCLUDING FLOW AND TAMPER SENSORS ON WALL TO BE RE-INSTALLED POST STRUCTURAL UPGRADE.

11 ON OUTSIDE PERIMETER WALLS PRESERVE AND REMOVE ALL REMAINING ELECTRICAL RACEWAYS AND CABLING BACK TO 10 FEET FROM WALL TO BE RE-INSTALLED POST STRUCTURAL UPGRADE TO ORIGINAL CONDITIONS.

12 PROTECT AND PRESERVE ELEVATOR EQUIPMENT ELECTRICAL CONNECTIONS TO ELEVATOR EQUIPMENT.

13 DEMOLISH ELECTRICAL CONNECTION TO LIFT STATION.

14 DEMOLISH ELECTRICAL CONNECTION TO WATER HEATER.

15 EXITING LIFT STATION TO REMAIN. ELECTRICAL CONTRACTOR TO PRESERVE ELECTRICAL CONNECTION OR PROVIDE NEW TEMPORARY CONNECTION AS NEEDED.

CRSA
ARCHITECTURE · PLANNING · INTERIORS
649 E SOUTH TEMPLE
SALT LAKE CITY, UT 84102
801.355.5915 · www.crsa-us.com

ARCHITECT
CRSA
175 S. MAIN ST., STE. 300
SALT LAKE CITY, UT 84111
C/O ZACH HESLOP
zheslop@crsa-us.com
(801)746-4974

STRUCTURAL ENGINEER
REAVELEY ENGINEERS + ASSOC.
675 EAST 500 SOUTH, SUITE 400
SALT LAKE CITY, UT 84102
C/O JEROD JOHNSON
jjohnson@reaveley.com
(801) 486-3883

MECHANICAL ENGINEER
COLVIN ENGINEERING ASSOC.
505 E. SOUTH TEMPLE
SALT LAKE CITY, UT 84102
C/O ALLEN EVANS
aevans@cea-ut.com
(801) 322-2400

ELECTRICAL ENGINEER
SPECTRUM ENGINEERING
324 STATE ST. STE. 400
SALT LAKE CITY, UT 84102
C/O MICHAEL FACKRELL
michael.fackrell@speceng.com
(801) 328-5151

CM/GC
GRAMOLL CONSTRUCTION
155 S 750 W
NORTH SALT LAKE, UT 84054
C/O JIM GRAMOLL
jim.gramoll@gramoll.com
(801) 295-2341

RIO GRANDE DEPOT SEISMIC UPGRADE

300 SOUTH RIO GRANDE STREET
SALT LAKE CITY, UT 84101

DFCM PROJECT #20229080

STAMP

No. 181563
DAVID E. WESEMANN

ISSUE TYPE:	DATE:
BP-02	October 3, 2022
PROJECT NUMBER:	220338
DRAWN BY:	JJN
CHECKED BY:	MCF

PHASE 2 BASEMENT OVERALL ELECTRICAL DEMOLITION PLAN

2.ED100

ARCHITECTURAL DRAWINGS ARE INSTRUMENTS OF SERVICE AND ARE THE PROPERTY OF CRSA. ALL RIGHTS RESERVED.

GENERAL SHEET NOTES

1 PRIOR TO SUBMITTING BID,THE ELECTRICAL CONTRACTOR SHALL VISIT THE SITE AND FIELD VERIFY THE EXTENT OF ELECTRICAL DEMOLITION WORK TO MEET THE INTENT OF THE BID DOCUMENTS AND INCLUDE ALL COSTS IN BID.

2 COORDINATE ELECTRICAL DEMOLITION WORK WITH ALL OTHER TRADES. REFER TO ARCHITECTURAL AND ALL OTHER SHEETS AND SPECIFICATIONS FOR COMPLETE DEMOLITION SCOPE. REMOVE, RELOCATE OR MODIFY THE ELECTICAL SYSTEM AS REQUIRED TO ACCOMMODATE THE SCOPE OF THIS PROJECT.

3 REMOVE ALL DEVICES, RACEWAYS AND WIRING FROM WALLS TO BE REMOVED (INDICATED BY DASHED LINES). WHERE ACTIVE RACEWAYS OCCUR IN WALLS TO BE REMOVED, RE-ROUTE THE RACEWAY WITH ASSOCIATED WIRING TO KEEP THE CIRCUIT OPERATIONAL. WHERE WALLS ARE BEING REPLACED, RELOCATED OR RE-INSTALLED, THEN PROVIDE NEW ELECTRICAL DEVICES IN EQUIPMENT TO MATCH THE ORIGINAL.

4 PRIOR TO REMOVAL OF ANY ELECTRICAL EQUIPMENT OR WIRING, FIELD VERIFY THAT THE EQUIPMENT OR WIRING IS INACTIVE OR NO LONGER IN USE.

5 LOCATE, PROTECT AND MAINTAIN ALL OTHER ELECTRICAL EQUIPMENT, FIXTURES, DEVICES, CONDUIT AND WIRING IN TACT AND OPERATIONAL. IF REMOVED OR DAMAGED AS PART OF THE DEMOLITION WORK, REPLACE LIKE FOR LIKE AND MAKE OPERATIONAL.

6 REMOVE ALL FIRE ALARM DEVICES WHERE EXISTING WALLS AND CEILINGS ARE BEING REMOVED, WITH ASSOCIATED CONDUIT AND WIRING. EXISTING FIRE ALARM DEVICES AND SYSTEM NOT INDICATED FOR REMOVAL SHALL REMAIN ACTIVE THROUGHOUT DEMOLITION AND CONSTRUCTION UNTIL THE NEW SYSTEM IS TESTED AND OPERATIONAL. MAINTAIN ALL CLASS A FIRE ALARM INITIATING AND INDICATING LOOPS WHERE EXISTING DEVICES ARE REMOVED.

7 REMOVE ALL ABANDONED RACEWAY, CONDUIT, WIRING AND CABLING WHETHER ABANDONED PREVIOUS TO THIS PROJECT OR AS A RESULT OF THIS PROJECT. NOT ALL ABANDONED ITEMS ARE SHOWN ON THESE PLANS AND FIELD VERIFICATION OF DEMOLITION SCOPE EXTENT IS REQUIRED.

8 CONTRACTOR TO TRACE AND LABEL ALL EXISTING LOADS TO REMAIN, THAT ARE CURRENTLY FED FROM PANELS THAT ARE BEING DEMOLISHED OR REMOVED IN THIS PHASE. THESE LOADS TO BE RE-FED FROM NEW OR REINSTALLED EXISTING PANELS IN FOLLOWING PHASE(S).

9 REFER TO MECHANICAL DRAWINGS FOR MECHANICAL EQUIPMENT DEMOLITION. DISCONNECT, REMOVE AND/OR RELOCATED ALL ELECTRICAL ASSOCIATED WITH MECHANICAL EQUIPMENT TO BE REMOVED OR RELOCATED

10 CONTRACTOR TO COORDINATE WITH DTS FOR ALL TELECOMMUNICATIONS AND SECURITY/ACCESS CONTROL CABLING IN WALLS TO BE DOMOLISHED.

⎔ SHEET KEYNOTES

1 EXISTING ELECTRICAL EQUIPMENT TO REMAIN. PROTECT EXISTING ELECTRICAL EQUIPMENT AND FEEDERS IN CURRENT LOCATION.

2 ON OUTSIDE PERIMETER WALLS PRESERVE AND REMOVE ALL REMAINING ELECTRICAL RACEWAYS AND CABLING BACK TO 10 FEET FROM WALL TO BE RE-INSTALLED POST STRUCTURAL UPGRADE TO ORIGINAL CONDITIONS.

3 REMOVE ALL ELECTRICAL CONNECTIONS TO STEAM BOILER. COORDINATE WITH MECHANICAL CONTRACTOR. DURING DEMOLITION.

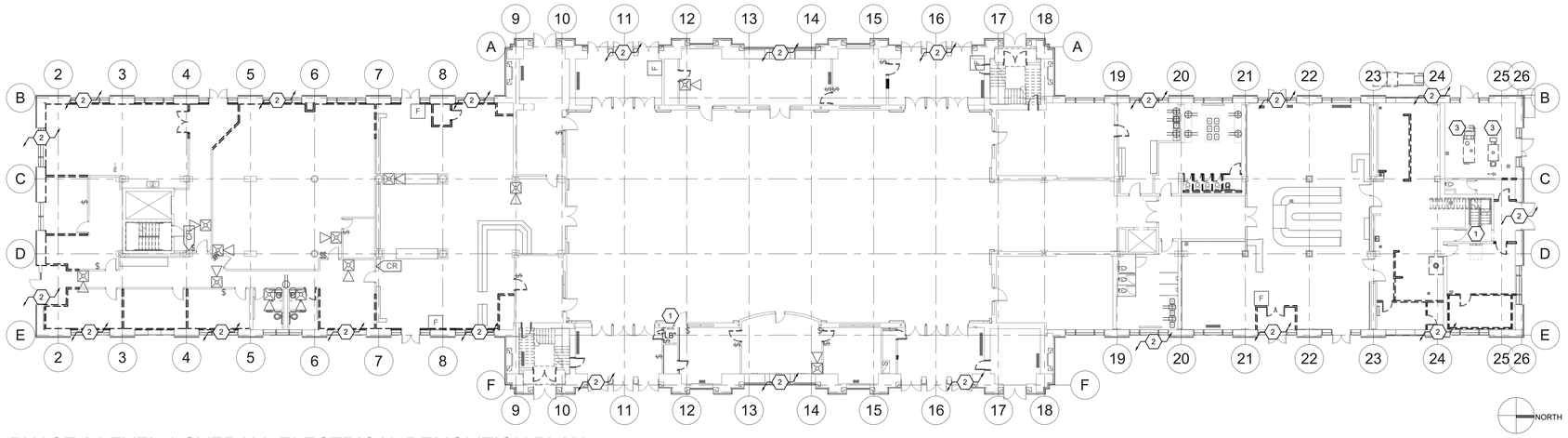

1 PHASE 2 LEVEL 1 OVERALL ELECTRICAL DEMOLITION PLAN
SCALE: 1/16" = 1'-0"

CRSA
ARCHITECTURE · PLANNING · INTERIORS
649 E SOUTH TEMPLE
SALT LAKE CITY, UT 84102
801.355.5915 · www.crsa-us.com

ARCHITECT
CRSA
175 S. MAIN ST., STE. 300
SALT LAKE CITY, UT 84111
C/O ZACH HESLOP
zheslop@crsa-us.com
(801)746-4974

STRUCTURAL ENGINEER
REAVELEY ENGINEERS + ASSOC.
675 EAST 500 SOUTH, SUITE 400
SALT LAKE CITY, UT 84102
C/O JEROD JOHNSON
jjohnson@reaveley.com
(801) 486-3883

MECHANICAL ENGINEER
COLVIN ENGINEERING ASSOC.
505 E. SOUTH TEMPLE
SALT LAKE CITY, UT 84102
C/O ALLEN EVANS
aevans@cea-ut.com
(801) 322-2400

ELECTRICAL ENGINEER
SPECTRUM ENGINEERING
324 STATE ST. STE. 400
SALT LAKE CITY, UT 84102
C/O MICHAEL FACKRELL
michael.fackrell@speceng.com
(801) 328-5151

CM/GC
GRAMOLL CONSTRUCTION
155 S 750 W
NORTH SALT LAKE, UT 84054
C/O JIM GRAMOLL
jim.gramoll@gramoll.com
(801) 295-2341

RIO GRANDE DEPOT SEISMIC UPGRADE

300 SOUTH RIO GRANDE STREET
SALT LAKE CITY, UT 84101

DFCM PROJECT #20229080

STAMP

No. 181563
DAVID E. WESEMANN

ISSUE TYPE:	DATE:
BP-02	October 3, 2022
PROJECT NUMBER:	220338
DRAWN BY:	JJN
CHECKED BY:	MCF

PHASE 2 LEVEL 1 OVERALL ELECTRICAL DEMOLITION PLAN

2.ED101

2022 CRSA Inc. All rights reserved. Reproduction without permission is prohibited.



1 PHASE 2 LEVEL 2 OVERALL ELECTRICAL DEMOLITION PLAN
SCALE: 1/16" = 1'-0"

GENERAL SHEET NOTES

1 PRIOR TO SUBMITTING BID,THE ELECTRICAL CONTRACTOR SHALL VISIT THE SITE AND FIELD VERIFY THE EXTENT OF ELECTRICAL DEMOLITION WORK TO MEET THE INTENT OF THE BID DOCUMENTS AND INCLUDE ALL COSTS IN BID.

2 COORDINATE ELECTRICAL DEMOLITION WORK WITH ALL OTHER TRADES. REFER TO ARCHITECTURAL AND ALL OTHER SHEETS AND SPECIFICATIONS FOR COMPLETE DEMOLITION SCOPE. REMOVE, RELOCATE OR MODIFY THE ELECTICAL SYSTEM AS REQUIRED TO ACCOMMODATE THE SCOPE OF THIS PROJECT.

3 REMOVE ALL DEVICES, RACEWAYS AND WIRING FROM WALLS TO BE REMOVED (INDICATED BY DASHED LINES). WHERE ACTIVE RACEWAYS OCCUR IN WALLS TO BE REMOVED, RE-ROUTE THE RACEWAY WITH ASSOCIATED WIRING TO KEEP THE CIRCUIT OPERATIONAL. WHERE WALLS ARE BEING REPLACED, RELOCATED OR RE-INSTALLED, THEN PROVIDE NEW ELECTRICAL DEVICES IN EQUIPMENT TO MATCH THE ORIGINAL.

4 PRIOR TO REMOVAL OF ANY ELECTRICAL EQUIPMENT OR WIRING, FIELD VERIFY THAT THE EQUIPMENT OR WIRING IS INACTIVE OR NO LONGER IN USE.

5 LOCATE, PROTECT AND MAINTAIN ALL OTHER ELECTRICAL EQUIPMENT, FIXTURES, DEVICES, CONDUIT AND WIRING IN TACT AND OPERATIONAL. IF REMOVED OR DAMAGED AS PART OF THE DEMOLITION WORK, REPLACE LIKE FOR LIKE AND MAKE OPERATIONAL.

6 REMOVE ALL FIRE ALARM DEVICES WHERE EXISTING WALLS AND CEILINGS ARE BEING REMOVED, WITH ASSOCIATED CONDUIT AND WIRING. EXISTING FIRE ALARM DEVICES AND SYSTEM NOT INDICATED FOR REMOVAL SHALL REMAIN ACTIVE THROUGHOUT DEMOLITION AND CONSTRUCTION UNTIL THE NEW SYSTEM IS TESTED AND OPERATIONAL. MAINTAIN ALL CLASS A FIRE ALARM INITIATING AND INDICATING LOOPS WHERE EXISTING DEVICES ARE REMOVED.

7 REMOVE ALL ABANDONED RACEWAY, CONDUIT, WIRING AND CABLING WHETHER ABANDONED PREVIOUS TO THIS PROJECT OR AS A RESULT OF THIS PROJECT. NOT ALL ABANDONED ITEMS ARE SHOWN ON THESE PLANS AND FIELD VERIFICATION OF DEMOLITION SCOPE EXTENT IS REQUIRED.

8 CONTRACTOR TO TRACE AND LABEL ALL EXISTING LOADS TO REMAIN, THAT ARE CURRENTLY FED FROM PANELS THAT ARE BEING DEMOLISHED OR REMOVED IN THIS PHASE. THESE LOADS TO BE RE-FED FROM NEW OR REINSTALLED EXISTING PANELS IN FOLLOWING PHASE(S).

9 REFER TO MECHANICAL DRAWINGS FOR MECHANICAL EQUIPMENT DEMOLITION. DISCONNECT, REMOVE AND/OR RELOCATED ALL ELECTRICAL ASSOCIATED WITH MECHANICAL EQUIPMENT TO BE REMOVED OR RELOCATED

10 CONTRACTOR TO COORDINATE WITH DTS FOR ALL TELECOMMUNICATIONS AND SECURITY/ACCESS CONTROL CABLING IN WALLS TO BE DOMOLISHED.

⎔ SHEET KEYNOTES

1 EXISTING ELECTRICAL EQUIPMENT TO REMAIN. PROTECT EXISTING ELECTRICAL EQUIPMENT AND FEEDERS IN CURRENT LOCATION.

CRSA

ARCHITECTURE · PLANNING · INTERIORS
649 E SOUTH TEMPLE
SALT LAKE CITY, UT 84102
801.355.5915 · www.crsa-us.com

ARCHITECT
CRSA
175 S. MAIN ST., STE. 300
SALT LAKE CITY, UT 84111
C/O ZACH HESLOP
zheslop@crsa-us.com
(801)746-4974

STRUCTURAL ENGINEER
REAVELEY ENGINEERS + ASSOC.
675 EAST 500 SOUTH, SUITE 400
SALT LAKE CITY, UT 84102
C/O JEROD JOHNSON
jjohnson@reaveley.com
(801) 486-3883

MECHANICAL ENGINEER
COLVIN ENGINEERING ASSOC.
505 E. SOUTH TEMPLE
SALT LAKE CITY, UT 84102
C/O ALLEN EVANS
aevans@cea-ut.com
(801) 322-2400

ELECTRICAL ENGINEER
SPECTRUM ENGINEERING
324 STATE ST. STE. 400
SALT LAKE CITY, UT 84102
C/O MICHAEL FACKRELL
michael.fackrell@speceng.com
(801) 328-5151

CM/GC
GRAMOLL CONSTRUCTION
155 S 750 W
NORTH SALT LAKE, UT 84054
C/O JIM GRAMOLL
jim.gramoll@gramoll.com
(801) 295-2341

RIO GRANDE DEPOT SEISMIC UPGRADE

300 SOUTH RIO GRANDE STREET
SALT LAKE CITY, UT 84101

DFCM PROJECT #20229080

STAMP

No. 181563
DAVID E. WESEMANN

ISSUE TYPE:	DATE:
BP-02	October 3, 2022
PROJECT NUMBER:	220338
DRAWN BY:	JJN
CHECKED BY:	MCF

PHASE 2 LEVEL 2 OVERALL ELECTRICAL DEMOLITION PLAN

2.ED102

Autodesk Docs://Rio Grande Depot Seismic Upgrade/220338_Central 20220331 cjk.rvt

GENERAL SHEET NOTES

1 PRIOR TO SUBMITTING BID,THE ELECTRICAL CONTRACTOR SHALL VISIT THE SITE AND FIELD VERIFY THE EXTENT OF ELECTRICAL DEMOLITION WORK TO MEET THE INTENT OF THE BID DOCUMENTS AND INCLUDE ALL COSTS IN BID.

2 COORDINATE ELECTRICAL DEMOLITION WORK WITH ALL OTHER TRADES. REFER TO ARCHITECTURAL AND ALL OTHER SHEETS AND SPECIFICATIONS FOR COMPLETE DEMOLITION SCOPE. REMOVE, RELOCATE OR MODIFY THE ELECTICAL SYSTEM AS REQUIRED TO ACCOMMODATE THE SCOPE OF THIS PROJECT.

3 REMOVE ALL DEVICES, RACEWAYS AND WIRING FROM WALLS TO BE REMOVED (INDICATED BY DASHED LINES). WHERE ACTIVE RACEWAYS OCCUR IN WALLS TO BE REMOVED, RE-ROUTE THE RACEWAY WITH ASSOCIATED WIRING TO KEEP THE CIRCUIT OPERATIONAL. WHERE WALLS ARE BEING REPLACED, RELOCATED OR RE-INSTALLED, THEN PROVIDE NEW ELECTRICAL DEVICES IN EQUIPMENT TO MATCH THE ORIGINAL.

4 PRIOR TO REMOVAL OF ANY ELECTRICAL EQUIPMENT OR WIRING, FIELD VERIFY THAT THE EQUIPMENT OR WIRING IS INACTIVE OR NO LONGER IN USE.

5 LOCATE, PROTECT AND MAINTAIN ALL OTHER ELECTRICAL EQUIPMENT, FIXTURES, DEVICES, CONDUIT AND WIRING IN TACT AND OPERATIONAL. IF REMOVED OR DAMAGED AS PART OF THE DEMOLITION WORK, REPLACE LIKE FOR LIKE AND MAKE OPERATIONAL.

6 REMOVE ALL FIRE ALARM DEVICES WHERE EXISTING WALLS AND CEILINGS ARE BEING REMOVED, WITH ASSOCIATED CONDUIT AND WIRING. EXISTING FIRE ALARM DEVICES AND SYSTEM NOT INDICATED FOR REMOVAL SHALL REMAIN ACTIVE THROUGHOUT DEMOLITION AND CONSTRUCTION UNTIL THE NEW SYSTEM IS TESTED AND OPERATIONAL. MAINTAIN ALL CLASS A FIRE ALARM INITIATING AND INDICATING LOOPS WHERE EXISTING DEVICES ARE REMOVED.

7 REMOVE ALL ABANDONED RACEWAY, CONDUIT, WIRING AND CABLING WHETHER ABANDONED PREVIOUS TO THIS PROJECT OR AS A RESULT OF THIS PROJECT. NOT ALL ABANDONED ITEMS ARE SHOWN ON THESE PLANS AND FIELD VERIFICATION OF DEMOLITION SCOPE EXTENT IS REQUIRED.

8 CONTRACTOR TO TRACE AND LABEL ALL EXISTING LOADS TO REMAIN, THAT ARE CURRENTLY FED FROM PANELS THAT ARE BEING DEMOLISHED OR REMOVED IN THIS PHASE. THESE LOADS TO BE RE-FED FROM NEW OR REINSTALLED EXISTING PANELS IN FOLLOWING PHASE(S).

9 REFER TO MECHANICAL DRAWINGS FOR MECHANICAL EQUIPMENT DEMOLITION. DISCONNECT, REMOVE AND/OR RELOCATED ALL ELECTRICAL ASSOCIATED WITH MECHANICAL EQUIPMENT TO BE REMOVED OR RELOCATED

10 CONTRACTOR TO COORDINATE WITH DTS FOR ALL TELECOMMUNICATIONS AND SECURITY/ACCESS CONTROL CABLING IN WALLS TO BE DOMOLISHED.

⎔ SHEET KEYNOTES

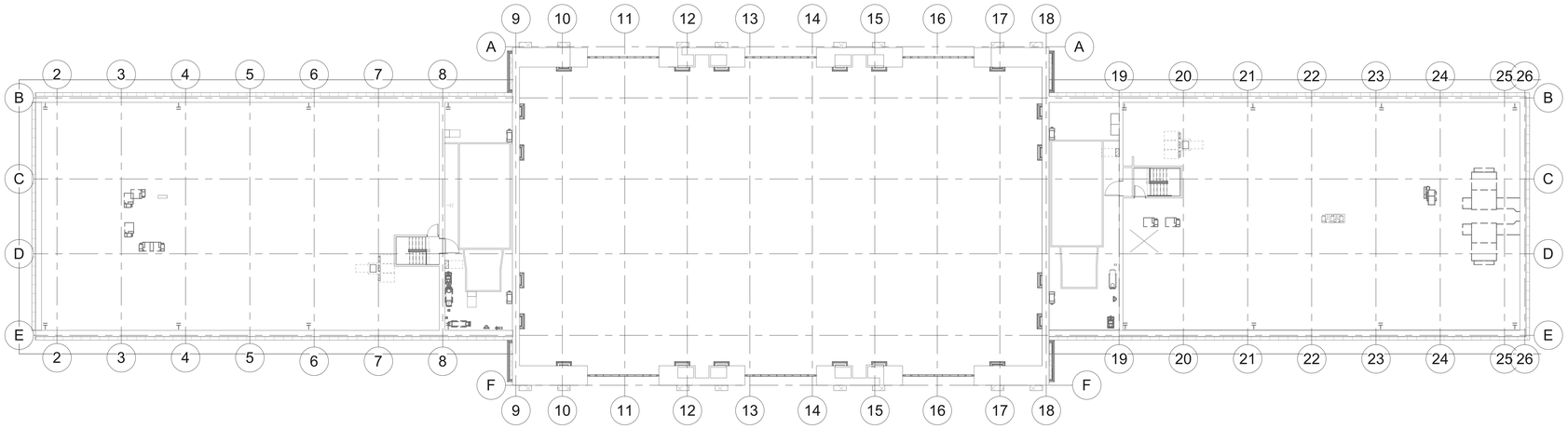

NORTH

1 PHASE 2 ATTIC OVERALL ELECTRICAL DEMOLITION PLAN
SCALE: 1/16" = 1'-0"

CRSA

ARCHITECTURE · PLANNING · INTERIORS
649 E SOUTH TEMPLE
SALT LAKE CITY, UT 84102
801.355.5915 · www.crsa-us.com

ARCHITECT
CRSA
175 S. MAIN ST., STE. 300
SALT LAKE CITY, UT 84111
C/O ZACH HESLOP
zheslop@crsa-us.com
(801)746-4974

STRUCTURAL ENGINEER
REAVELEY ENGINEERS + ASSOC.
675 EAST 500 SOUTH, SUITE 400
SALT LAKE CITY, UT 84102
C/O JEROD JOHNSON
johnson@reaveley.com
(801) 486-3883

MECHANICAL ENGINEER
COLVIN ENGINEERING ASSOC.
505 E. SOUTH TEMPLE
SALT LAKE CITY, UT 84102
C/O ALLEN EVANS
aevans@cea-ut.com
(801) 322-2400

ELECTRICAL ENGINEER
SPECTRUM ENGINEERING
324 STATE ST. STE. 400
SALT LAKE CITY, UT 84102
C/O MICHAEL FACKRELL
michael.fackrell@speceng.com
(801) 328-5151

CM/GC
GRAMOLL CONSTRUCTION
155 S 750 W
NORTH SALT LAKE, UT 84054
C/O JIM GRAMOLL
jim.gramoll@gramoll.com
(801) 295-2341

RIO GRANDE DEPOT SEISMIC UPGRADE

300 SOUTH RIO GRANDE STREET
SALT LAKE CITY, UT 84101

DFCM PROJECT #20229080

STAMP

No. 181563
DAVID E. WESEMANN

ISSUE TYPE:	DATE:
BP-02	October 3, 2022

PROJECT NUMBER:	220338
DRAWN BY:	JJN
CHECKED BY:	MCF

PHASE 2 LEVEL 3 OVERALL ELECTRICAL DEMOLITION PLAN

2.ED103

10/7/2022 2:58:24 PM C:\Users\jjohnson\Documents\Projects\220338_Central 80_RGD_jjohnson.rvt

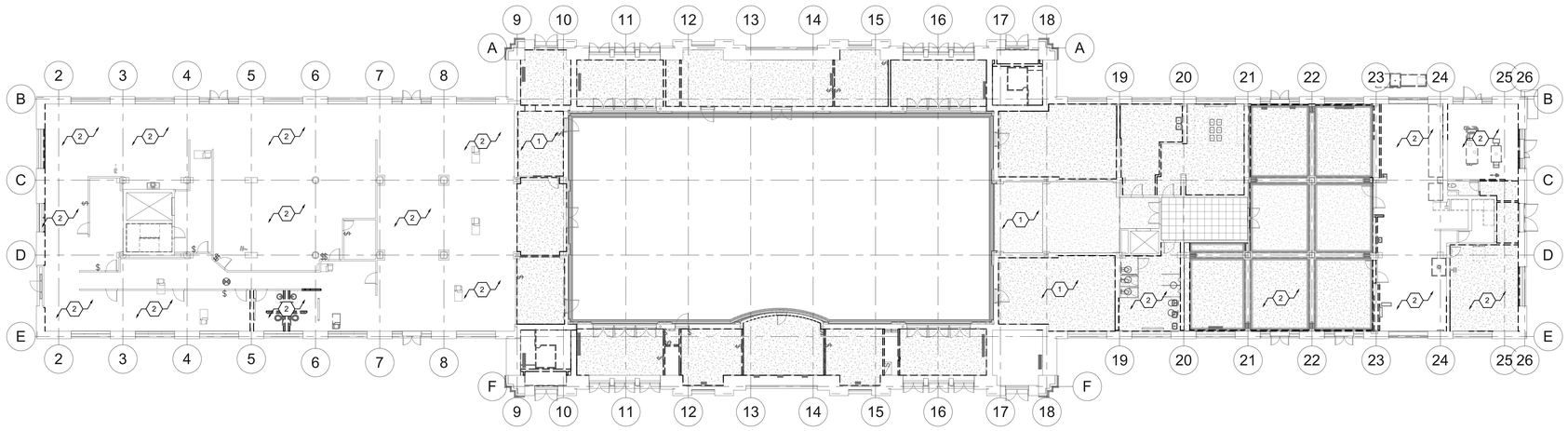

1 PHASE 2 LEVEL 1 CEILING OVERALL DEMOLITION PLAN
SCALE: 1/16" = 1'-0"

GENERAL SHEET NOTES

1 PRIOR TO SUBMITTING BID,THE ELECTRICAL CONTRACTOR SHALL VISIT THE SITE AND FIELD VERIFY THE EXTENT OF ELECTRICAL DEMOLITION WORK TO MEET THE INTENT OF THE BID DOCUMENTS AND INCLUDE ALL COSTS IN BID.

2 COORDINATE ELECTRICAL DEMOLITION WORK WITH ALL OTHER TRADES. REFER TO ARCHITECTURAL AND ALL OTHER SHEETS AND SPECIFICATIONS FOR COMPLETE DEMOLITION SCOPE. REMOVE, RELOCATE OR MODIFY THE ELECTICAL SYSTEM AS REQUIRED TO ACCOMMODATE THE SCOPE OF THIS PROJECT.

3 REMOVE ALL DEVICES, RACEWAYS AND WIRING FROM WALLS TO BE REMOVED (INDICATED BY DASHED LINES). WHERE ACTIVE RACEWAYS OCCUR IN WALLS TO BE REMOVED, RE-ROUTE THE RACEWAY WITH ASSOCIATED WIRING TO KEEP THE CIRCUIT OPERATIONAL. WHERE WALLS ARE BEING REPLACED, RELOCATED OR RE-INSTALLED, THEN PROVIDE NEW ELECTRICAL DEVICES IN EQUIPMENT TO MATCH THE ORIGINAL.

4 PRIOR TO REMOVAL OF ANY ELECTRICAL EQUIPMENT OR WIRING, FIELD VERIFY THAT THE EQUIPMENT OR WIRING IS INACTIVE OR NO LONGER IN USE.

5 LOCATE, PROTECT AND MAINTAIN ALL OTHER ELECTRICAL EQUIPMENT, FIXTURES, DEVICES, CONDUIT AND WIRING IN TACT AND OPERATIONAL. IF REMOVED OR DAMAGED AS PART OF THE DEMOLITION WORK, REPLACE LIKE FOR LIKE AND MAKE OPERATIONAL.

6 REMOVE ALL FIRE ALARM DEVICES WHERE EXISTING WALLS AND CEILINGS ARE BEING REMOVED, WITH ASSOCIATED CONDUIT AND WIRING. EXISTING FIRE ALARM DEVICES AND SYSTEM NOT INDICATED FOR REMOVAL SHALL REMAIN ACTIVE THROUGHOUT DEMOLITION AND CONSTRUCTION UNTIL THE NEW SYSTEM IS TESTED AND OPERATIONAL. MAINTAIN ALL CLASS A FIRE ALARM INITIATING AND INDICATING LOOPS WHERE EXISTING DEVICES ARE REMOVED.

7 REMOVE ALL ABANDONED RACEWAY, CONDUIT, WIRING AND CABLING WHETHER ABANDONED PREVIOUS TO THIS PROJECT OR AS A RESULT OF THIS PROJECT. NOT ALL ABANDONED ITEMS ARE SHOWN ON THESE PLANS AND FIELD VERIFICATION OF DEMOLITION SCOPE EXTENT IS REQUIRED.

8 CONTRACTOR TO TRACE AND LABEL ALL EXISTING LOADS TO REMAIN, THAT ARE CURRENTLY FED FROM PANELS THAT ARE BEING DEMOLISHED OR REMOVED IN THIS PHASE. THESE LOADS TO BE RE-FED FROM NEW OR REINSTALLED EXISTING PANELS IN FOLLOWING PHASE(S).

9 REFER TO MECHANICAL DRAWINGS FOR MECHANICAL EQUIPMENT DEMOLITION. DISCONNECT, REMOVE AND/OR RELOCATED ALL ELECTRICAL ASSOCIATED WITH MECHANICAL EQUIPMENT TO BE REMOVED OR RELOCATED

10 CONTRACTOR TO COORDINATE WITH DTS FOR ALL TELECOMMUNICATIONS AND SECURITY/ACCESS CONTROL CABLING IN WALLS TO BE DOMOLISHED.

⎔ SHEET KEYNOTES

1 IN AREA WHERE CEILING IS TO BE DEMOLISHED, CONTRACTOR TO PRESERVE, DISCONNECT, AND STORE EXISTING FIRE ALARM DEVICES, SECURITY DEVICES, TELECOM DEVICES, EXIT SIGNS, LIGHTING EQUIPMENT, AND LIGHT FIXTURES ON CEILING TO BE REINSTALLED IN A LATER PHASE.

2 CEILING AREA DEMOLISHED IN PREVIOUS PHASE. REFER TO ARCHITECTURAL SHEETS 2.AD111 & 2.AD112.

CRSA

ARCHITECTURE · PLANNING · INTERIORS

649 E SOUTH TEMPLE
SALT LAKE CITY, UT 84102
801.355.5915 · www.crsa-us.com

ARCHITECT
CRSA
175 S. MAIN ST., STE. 300
SALT LAKE CITY, UT 84111
C/O ZACH HESLOP
zheslop@crsa-us.com
(801)746-4974

STRUCTURAL ENGINEER
REAVELEY ENGINEERS + ASSOC.
675 EAST 500 SOUTH, SUITE 400
SALT LAKE CITY, UT 84102
C/O JEROD JOHNSON
jjohnson@reaveley.com
(801) 486-3883

MECHANICAL ENGINEER
COLVIN ENGINEERING ASSOC.
505 E. SOUTH TEMPLE
SALT LAKE CITY, UT 84102
C/O ALLEN EVANS
aevans@cea-ut.com
(801) 322-2400

ELECTRICAL ENGINEER
SPECTRUM ENGINEERING
324 STATE ST. STE. 400
SALT LAKE CITY, UT 84102
C/O MICHAEL FACKRELL
michael.fackrell@speceng.com
(801) 328-5151

CM/GC
GRAMOLL CONSTRUCTION
155 S 750 W
NORTH SALT LAKE, UT 84054
C/O JIM GRAMOLL
jim.gramoll@gramoll.com
(801) 295-2341

RIO GRANDE DEPOT SEISMIC UPGRADE

300 SOUTH RIO GRANDE STREET
SALT LAKE CITY, UT 84101

DFCM PROJECT #20229080

STAMP

No. 181563
DAVID E. WESEMANN

ISSUE TYPE:	DATE:
BP-02	October 3, 2022
PROJECT NUMBER:	220338
DRAWN BY:	JJN
CHECKED BY:	MCF

PHASE 2 LEVEL 1 OVERALL RCP ELECTRICAL DEMOLITION PLAN

2.ED111

GENERAL SHEET NOTES

1 PRIOR TO SUBMITTING BID,THE ELECTRICAL CONTRACTOR SHALL VISIT THE SITE AND FIELD VERIFY THE EXTENT OF ELECTRICAL DEMOLITION WORK TO MEET THE INTENT OF THE BID DOCUMENTS AND INCLUDE ALL COSTS IN BID.

2 COORDINATE ELECTRICAL DEMOLITION WORK WITH ALL OTHER TRADES. REFER TO ARCHITECTURAL AND ALL OTHER SHEETS AND SPECIFICATIONS FOR COMPLETE DEMOLITION SCOPE. REMOVE, RELOCATE OR MODIFY THE ELECTICAL SYSTEM AS REQUIRED TO ACCOMMODATE THE SCOPE OF THIS PROJECT.

3 REMOVE ALL DEVICES, RACEWAYS AND WIRING FROM WALLS TO BE REMOVED (INDICATED BY DASHED LINES). WHERE ACTIVE RACEWAYS OCCUR IN WALLS TO BE REMOVED, RE-ROUTE THE RACEWAY WITH ASSOCIATED WIRING TO KEEP THE CIRCUIT OPERATIONAL. WHERE WALLS ARE BEING REPLACED, RELOCATED OR RE-INSTALLED, THEN PROVIDE NEW ELECTRICAL DEVICES IN EQUIPMENT TO MATCH THE ORIGINAL.

4 PRIOR TO REMOVAL OF ANY ELECTRICAL EQUIPMENT OR WIRING, FIELD VERIFY THAT THE EQUIPMENT OR WIRING IS INACTIVE OR NO LONGER IN USE.

5 LOCATE, PROTECT AND MAINTAIN ALL OTHER ELECTRICAL EQUIPMENT, FIXTURES, DEVICES, CONDUIT AND WIRING IN TACT AND OPERATIONAL. IF REMOVED OR DAMAGED AS PART OF THE DEMOLITION WORK, REPLACE LIKE FOR LIKE AND MAKE OPERATIONAL.

6 REMOVE ALL FIRE ALARM DEVICES WHERE EXISTING WALLS AND CEILINGS ARE BEING REMOVED, WITH ASSOCIATED CONDUIT AND WIRING. EXISTING FIRE ALARM DEVICES AND SYSTEM NOT INDICATED FOR REMOVAL SHALL REMAIN ACTIVE THROUGHOUT DEMOLITION AND CONSTRUCTION UNTIL THE NEW SYSTEM IS TESTED AND OPERATIONAL. MAINTAIN ALL CLASS A FIRE ALARM INITIATING AND INDICATING LOOPS WHERE EXISTING DEVICES ARE REMOVED.

7 REMOVE ALL ABANDONED RACEWAY, CONDUIT, WIRING AND CABLING WHETHER ABANDONED PREVIOUS TO THIS PROJECT OR AS A RESULT OF THIS PROJECT. NOT ALL ABANDONED ITEMS ARE SHOWN ON THESE PLANS AND FIELD VERIFICATION OF DEMOLITION SCOPE EXTENT IS REQUIRED.

8 CONTRACTOR TO TRACE AND LABEL ALL EXISTING LOADS TO REMAIN, THAT ARE CURRENTLY FED FROM PANELS THAT ARE BEING DEMOLISHED OR REMOVED IN THIS PHASE. THESE LOADS TO BE RE-FED FROM NEW OR REINSTALLED EXISTING PANELS IN FOLLOWING PHASE(S).

9 REFER TO MECHANICAL DRAWINGS FOR MECHANICAL EQUIPMENT DEMOLITION. DISCONNECT, REMOVE AND/OR RELOCATED ALL ELECTRICAL ASSOCIATED WITH MECHANICAL EQUIPMENT TO BE REMOVED OR RELOCATED

10 CONTRACTOR TO COORDINATE WITH DTS FOR ALL TELECOMMUNICATIONS AND SECURITY/ACCESS CONTROL CABLING IN WALLS TO BE DOMOLISHED.

⎔ SHEET KEYNOTES

1 IN AREA WHERE CEILING IS TO BE DEMOLISHED, CONTRACTOR TO PRESERVE, DISCONNECT, AND STORE EXISTING FIRE ALARM DEVICES, SECURITY DEVICES, TELECOM DEVICES, EXIT SIGNS, LIGHTING EQUIPMENT, AND LIGHT FIXTURES ON CEILING TO BE REINSTALLED IN A LATER PHASE.

2 CEILING AREA DEMOLISHED IN PREVIOUS PHASE. REFER TO ARCHITECTURAL SHEETS 2.AD111 & 2.AD112.

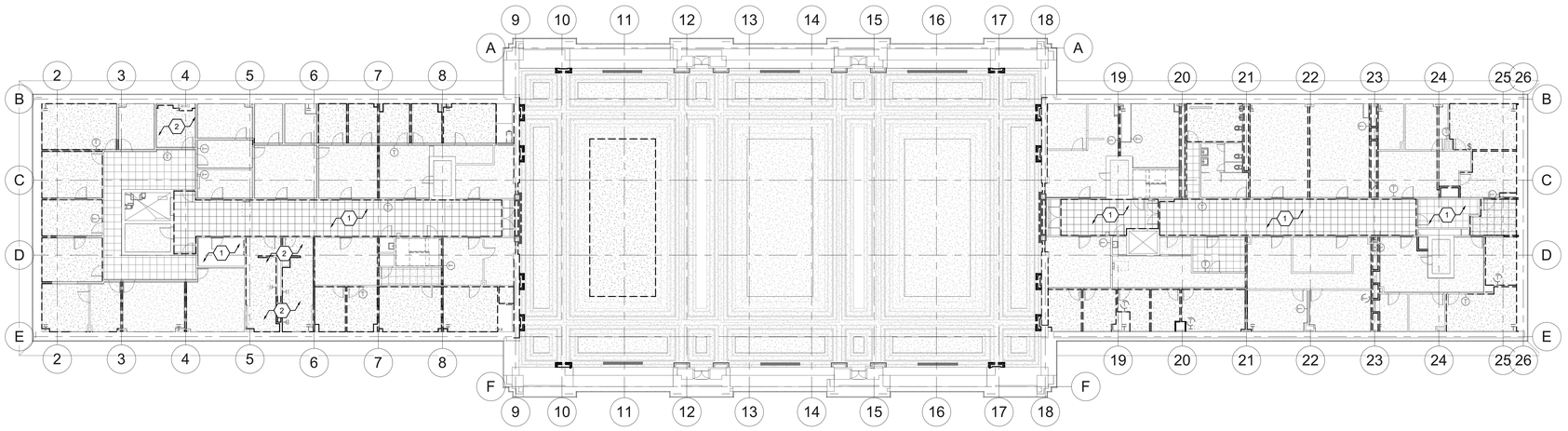

1 PHASE 2 LEVEL 2 CEILING OVERALL DEMOLITION PLAN
SCALE: 1/16" = 1'-0"

NORTH

CRSA

ARCHITECTURE · PLANNING · INTERIORS
649 E SOUTH TEMPLE
SALT LAKE CITY, UT 84102
801.355.5915 · www.crsa-us.com

ARCHITECT
CRSA
175 S. MAIN ST., STE. 300
SALT LAKE CITY, UT 84111
C/O ZACH HESLOP
zheslop@crsa-us.com
(801)746-4974

STRUCTURAL ENGINEER
REAVELEY ENGINEERS + ASSOC.
675 EAST 500 SOUTH, SUITE 400
SALT LAKE CITY, UT 84102
C/O JEROD JOHNSON
jjohnson@reaveley.com
(801) 486-3883

MECHANICAL ENGINEER
COLVIN ENGINEERING ASSOC.
505 E. SOUTH TEMPLE
SALT LAKE CITY, UT 84102
C/O ALLEN EVANS
aevans@cea-ut.com
(801) 322-2400

ELECTRICAL ENGINEER
SPECTRUM ENGINEERING
324 STATE ST. STE. 400
SALT LAKE CITY, UT 84102
C/O MICHAEL FACKRELL
michael.fackrell@speceng.com
(801) 328-5151

CM/GC
GRAMOLL CONSTRUCTION
155 S 750 W
NORTH SALT LAKE, UT 84054
C/O JIM GRAMOLL
jim.gramoll@gramoll.com
(801) 295-2341

RIO GRANDE DEPOT SEISMIC UPGRADE

300 SOUTH RIO GRANDE STREET
SALT LAKE CITY, UT 84101

DFCM PROJECT #20229080

STAMP

No. 181563
DAVID E. WESEMANN

ISSUE TYPE:	DATE:
BP-02	October 3, 2022
PROJECT NUMBER:	220338
DRAWN BY:	JJN
CHECKED BY:	MCF

PHASE 2 LEVEL 2 OVERALL RCP ELECTRICAL DEMOLITION PLAN

2.ED112

2022 CRSA All rights reserved. Reproduction without permission is prohibited. Unauthorized use of these plans is prohibited by law.

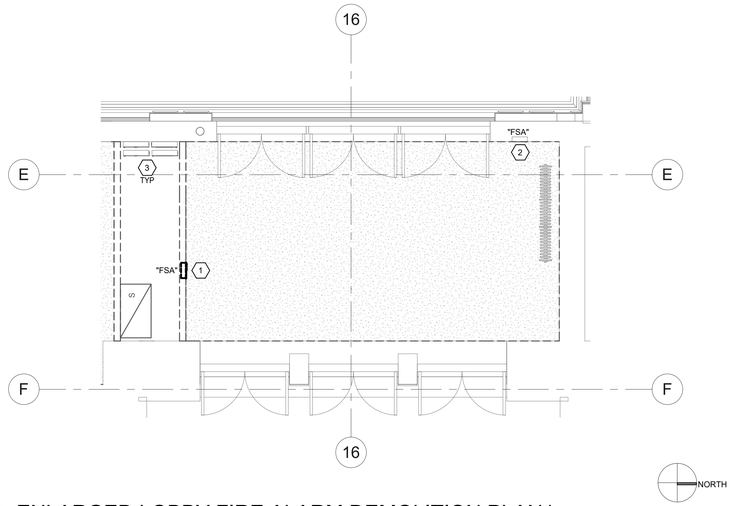

2 ENLARGED LOBBY FIRE ALARM DEMOLITION PLAN1
SCALE: 1/4" = 1'-0"

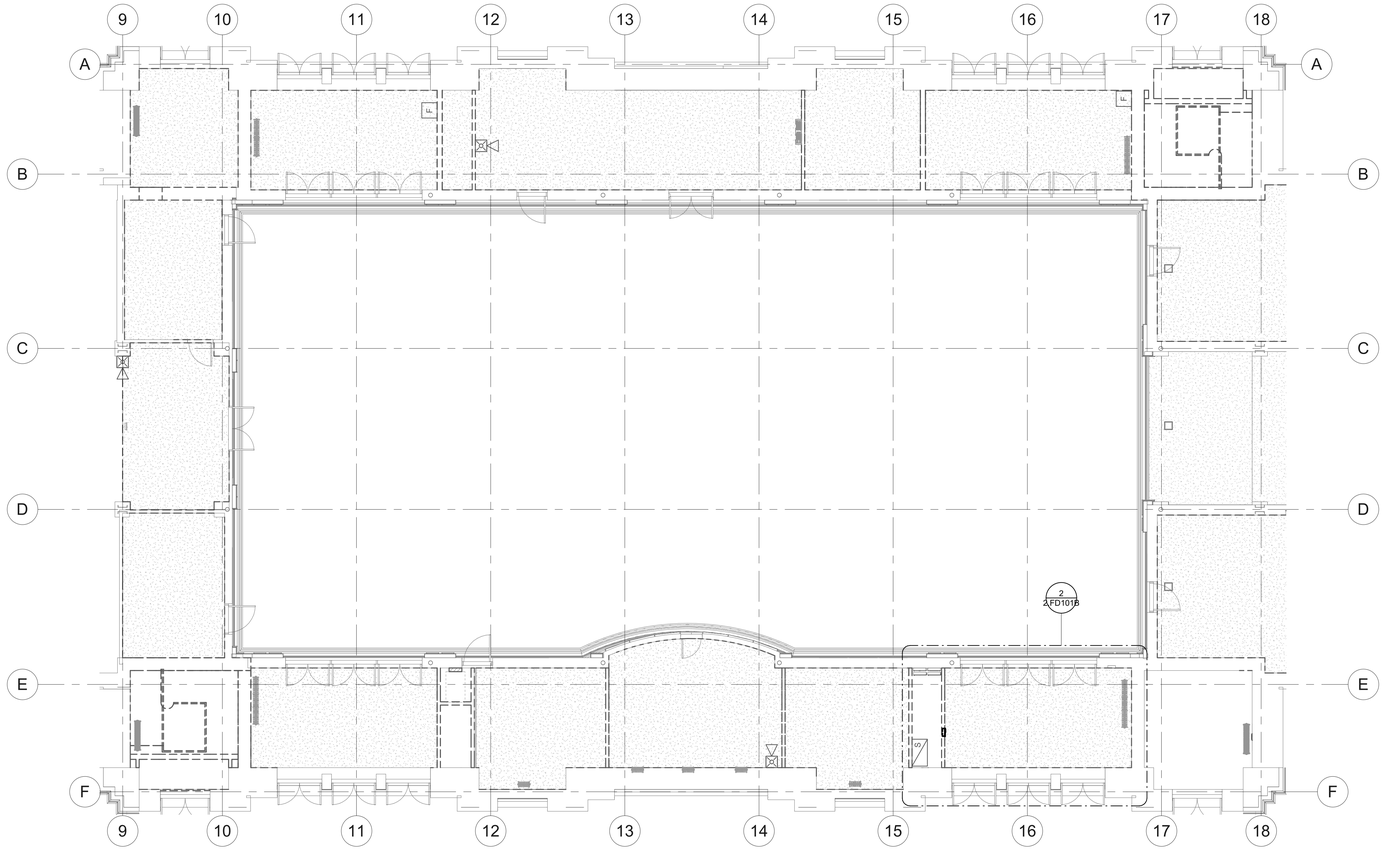

1 PHASE 2 LEVEL 1 FIRE ALARM DEMOLITION PLAN - CENTER
SCALE: 1/8" = 1'-0"

GENERAL SHEET NOTES

1 PRIOR TO SUBMITTING BID,THE ELECTRICAL CONTRACTOR SHALL VISIT THE SITE AND FIELD VERIFY THE EXTENT OF ELECTRICAL DEMOLITION WORK TO MEET THE INTENT OF THE BID DOCUMENTS AND INCLUDE ALL COSTS IN BID.

2 COORDINATE ELECTRICAL DEMOLITION WORK WITH ALL OTHER TRADES. REFER TO ARCHITECTURAL AND ALL OTHER SHEETS AND SPECIFICATIONS FOR COMPLETE DEMOLITION SCOPE. REMOVE, RELOCATE OR MODIFY THE ELECTICAL SYSTEM AS REQUIRED TO ACCOMMODATE THE SCOPE OF THIS PROJECT.

3 REMOVE ALL DEVICES, RACEWAYS AND WIRING FROM WALLS TO BE REMOVED (INDICATED BY DASHED LINES). WHERE ACTIVE RACEWAYS OCCUR IN WALLS TO BE REMOVED, RE-ROUTE THE RACEWAY WITH ASSOCIATED WIRING TO KEEP THE CIRCUIT OPERATIONAL. WHERE WALLS ARE BEING REPLACED, RELOCATED OR RE-INSTALLED, THEN PROVIDE NEW ELECTRICAL DEVICES IN EQUIPMENT TO MATCH THE ORIGINAL.

4 PRIOR TO REMOVAL OF ANY ELECTRICAL EQUIPMENT OR WIRING, FIELD VERIFY THAT THE EQUIPMENT OR WIRING IS INACTIVE OR NO LONGER IN USE.

5 LOCATE, PROTECT AND MAINTAIN ALL OTHER ELECTRICAL EQUIPMENT, FIXTURES, DEVICES, CONDUIT AND WIRING IN TACT AND OPERATIONAL. IF REMOVED OR DAMAGED AS PART OF THE DEMOLITION WORK, REPLACE LIKE FOR LIKE AND MAKE OPERATIONAL.

6 REMOVE ALL FIRE ALARM DEVICES WHERE EXISTING WALLS AND CEILINGS ARE BEING REMOVED, WITH ASSOCIATED CONDUIT AND WIRING. EXISTING FIRE ALARM DEVICES AND SYSTEM NOT INDICATED FOR REMOVAL SHALL REMAIN ACTIVE THROUGHOUT DEMOLITION AND CONSTRUCTION UNTIL THE NEW SYSTEM IS TESTED AND OPERATIONAL. MAINTAIN ALL CLASS A FIRE ALARM INITIATING AND INDICATING LOOPS WHERE EXISTING DEVICES ARE REMOVED.

7 REMOVE ALL ABANDONED RACEWAY, CONDUIT, WIRING AND CABLING WHETHER ABANDONED PREVIOUS TO THIS PROJECT OR AS A RESULT OF THIS PROJECT. NOT ALL ABANDONED ITEMS ARE SHOWN ON THESE PLANS AND FIELD VERIFICATION OF DEMOLITION SCOPE EXTENT IS REQUIRED.

8 CONTRACTOR TO TRACE AND LABEL ALL EXISTING LOADS TO REMAIN, THAT ARE CURRENTLY FED FROM PANELS THAT ARE BEING DEMOLISHED OR REMOVED IN THIS PHASE. THESE LOADS TO BE RE-FED FROM NEW OR REINSTALLED EXISTING PANELS IN FOLLOWING PHASE(S).

9 REFER TO MECHANICAL DRAWINGS FOR MECHANICAL EQUIPMENT DEMOLITION. DISCONNECT, REMOVE AND/OR RELOCATED ALL ELECTRICAL ASSOCIATED WITH MECHANICAL EQUIPMENT TO BE REMOVED OR RELOCATED

10 CONTRACTOR TO COORDINATE WITH DTS FOR ALL TELECOMMUNICATIONS AND SECURITY/ACCESS CONTROL CABLING IN WALLS TO BE DOMOLISHED.

SHEET KEYNOTES

1 REMOVE AND RELOCATED EXISTING FIRE ALARM ANNUNCIATOR PANEL TO LOCATION SHOWN.

2 RELOCATE EXISTING FIRE ALARM PANELS TO THIS WALL.

3 FIRE ALARM PANELS, SUB-PANELS, RADIO MONITORING PANEL, CONDUITS, CIRCUITS, GUTTER, AND ALL ASSOCIATED FIRE ALARM EQUIPMENT RELOCATED IN PREVIOUS PHASE.

KEY MAP

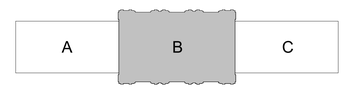

CRSA
ARCHITECTURE · PLANNING · INTERIORS
649 E SOUTH TEMPLE
SALT LAKE CITY, UT 84102
801.355.5915 · www.crsa-us.com

ARCHITECT
CRSA
175 S. MAIN ST., STE. 300
SALT LAKE CITY, UT 84111
C/O ZACH HESLOP
zheslop@crsa-us.com
(801)746-4974

STRUCTURAL ENGINEER
REAVELEY ENGINEERS + ASSOC.
675 EAST 500 SOUTH, SUITE 400
SALT LAKE CITY, UT 84102
C/O JEROD JOHNSON
johnson@reaveley.com
(801) 486-3883

MECHANICAL ENGINEER
COLVIN ENGINEERING ASSOC.
505 E. SOUTH TEMPLE
SALT LAKE CITY, UT 84102
C/O ALLEN EVANS
aevans@cea-ut.com
(801) 322-2400

ELECTRICAL ENGINEER
SPECTRUM ENGINEERING
324 STATE ST. STE. 400
SALT LAKE CITY, UT 84102
C/O MICHAEL FACKRELL
michael.fackrell@speceng.com
(801) 328-5151

CM/GC
GRAMOLL CONSTRUCTION
155 S 750 W
NORTH SALT LAKE, UT 84054
C/O JIM GRAMOLL
jim.gramoll@gramoll.com
(801) 295-2341

RIO GRANDE DEPOT SEISMIC UPGRADE

300 SOUTH RIO GRANDE STREET
SALT LAKE CITY, UT 84101

DFCM PROJECT #20229080

STAMP



ISSUE TYPE:	DATE:
BP-02	October 3, 2022
PROJECT NUMBER:	220338
DRAWN BY:	JJN
CHECKED BY:	MCF

PHASE 2 LEVEL 1 ENLARGED FIRE ALARM DEMOLITON PLANS

2.FD101B

Electronic File Agreement Signed/2020/Elec Consent
© 2020 CRSA
ALL RIGHTS RESERVED