CRSA
ARCHITECTURE · PLANNING · INTERIORS
175 S MAIN STREET, STE 300 · SLC, UTAH 84111 · 801-355-5915 · www.crsa-us.com

ADDENDUM #02

DATE:	October 27th, 2022	**PROJECT NO.:**	Project # 20229080 CRSA Project # 21-031
TO:	Gramoll Construction 155 S. 750 W. North Salt Lake, UT 84054	**PROJECT:**	Rio Grande Depot Seismic 300 S. Rio Grande St. SLC, UT 84101

This Addendum forms a part of the Contract Documents and modifies the original Bid Documents dated October 3, 2022 as noted below. Acknowledge receipt of this Addendum in the space provided on the Bid Form. Failure to do so may subject the Bidder to disqualification.

This Addendum consists of (13) 8-1/2" x 11" Addendum pages, (0) 8-1/2" x 11" Specification pages and (90) 30" x 42" Addendum drawing pages.

I. CHANGES TO PRIOR ADDENDA:

I-1 None

I-2

II. CHANGES TO BIDDING REQUIREMENTS:

II-1 None

II-2

III. CHANGES TO AGREEMENT & OTHER CONTRACT FORMS:

III-1 None

III-2

IV. CHANGES TO CONDITIONS OF THE CONTRACT:

IV-1 None

IV-2

V. CHANGES TO SPECIFICATIONS:

V-1 None.

VI. CHANGES TO DRAWINGS:

VI-1 General:

a) Dimensions on grids are +/-. Field verify.

VI-2 GI100: Add 1.PD402 to sheet index.

VI-3 1.AD100: Additional doors to be removed.

VI-4 1.AD100C: Additional doors to be removed. Dimensions removed.

VI-5 1.AD101: Restroom changed to be demolished during BP-01.

VI-6 1.AD101A: Restroom changed to be demolished during BP-01.

VI-7 1.AD101B: Clarified items to be salvaged.

VI-8 1.AD101C: Clarified items to be salvaged.

VI-9 1.AD102A: Clarified items to be salvaged.

VI-10 1.AD102B: Clarified items to be salvaged.

VI-11 1.AD102C: Clarified items to be salvaged.

VI-12 1.AD111: Restroom changed to be demolished during BP-01.

VI-13 1.AD111A: Restroom changed to be demolished during BP-01.
VI-14 1.AD112: Matching floor plan information.
VI-15 1.AD112C: Matching floor plan information.
VI-16 1.AD600: Door removed from schedule.
VI-17 2.AD100: Existing walls under mezzanine stairs will remain.
VI-18 2.AD100B: Existing walls under mezzanine stairs will remain.
VI-19 2.AD100C: Additional walls to be removed.
VI-20 2.AD101: Restroom changed to be demolished during BP-01.
VI-21 2.AD101A: Restroom changed to be demolished during BP-01.
VI-22 2.AD101B: Adjust floor finish extents to be removed.
VI-23 2.AD101C: Restroom items and wall changed to be demolished during BP-01.
VI-24 2.AD102: Revised items to be demolished.
VI-25 2.AD102B: Adjust floor demolition extents.
VI-26 2.AD102C: Restroom items changed to be demolished during BP-01.
VI-27 2.AD111C: Crown clarified to be removed by owner.
VI-28 2.AD112: Matching floor plan information.
VI-29 2.AD112C: Matching floor plan information.
VI-30 2.AD403: Stair demolition adjustments.
VI-31 See addendum summaries from Reaveley, Colvin and Spectrum Engineers.

VII. ADDITIONAL INFORMATION:

VII-1 Gramoll's preliminary construction schedule is attached for reference.

END OF ADDENDUM

CRSA

RIO GRANDE DEPOT SEISMIC UPGRADE
BP-01: DEMOLITION BID PACKAGE PHASE 1
300 SOUTH RIO GRANDE STREET, SALT LAKE CITY, UT 84101







GENERAL PROJECT NOTES

1. THESE DRAWINGS INDICATE IN GENERAL THE PROJECT IN TERMS OF ARCHITECTURAL DESIGN INTENT, THE DIMENSIONS OF THE BUILDING, THE MAJOR ARCHITECTURAL ELEMENTS AND TYPE OF STRUCTURAL, MECHANICAL, AND ELECTRICAL SYSTEMS. THE DRAWINGS DO NOT NECESSARILY INDICATE OR DESCRIBE ALL WORK REQUIRED FOR FULL PERFORMANCE AND COMPLETION OF THE REQUIREMENTS OF THE CONTRACT DOCUMENTS. AS INDICATED OR DESCRIBED, THE CONTRACTOR SHALL FURNISH ALL ITEMS REQUIRED FOR THE PROPER EXECUTION AND COMPLETION OF THE WORK.
2. BID AND CONSTRUCTION DOCUMENTS SHALL NOT BE SEPARATED OR ISSUED AS PARTIAL SETS TO SUB CONTRACTORS. BIDDERS ARE RESPONSIBLE FOR ALL PORTIONS OF THE DOCUMENTS THAT PERTAIN TO THE WORK COVERED BY SUB-BIDS. BIDDER ASSUMES FULL RESPONSIBILITY FOR ERRORS OR MISINTERPRETATIONS RESULTING FROM USE OF PARTIAL BID SETS OF BIDDING DOCUMENTS BY ITSELF OR ANY SUB BIDDER.
3. CONFLICTING INFORMATION OR ERRORS FOUND IN THE BID OR CONSTRUCTION DOCUMENTS SHOULD BE BROUGHT TO THE ATTENTION OF THE ARCHITECT IMMEDIATELY SO THAT QUESTIONS AND CONCERNS MAY BE CLARIFIED BY ADDENDUM. IN THE EVENT OF A CONFLICT IN THE DRAWINGS, BIDDER SHOULD NOT ASSUME THAT THE LEAST EXPENSIVE OPTION WILL MEET THE PROJECT REQUIREMENTS.
4. GENERAL CONTRACTOR SHALL VERIFY ALL EXISTING CONDITIONS PRIOR TO STARTING WORK. NOTIFY THE ARCHITECT OF ANY DISCREPANCIES FOUND.

BID PACK PHASE 01 SHEET INDEX

GENERAL INFORMATION	
GI100	BID PACKAGE 01 COVER SHEET
ARCHITECTURAL	
1.AD100	PHASE 1 BASEMENT DEMOLITION FLOOR PLAN
1.AD100A	PHASE 1 BASEMENT DEMOLITION FLOOR PLAN AREA A
1.AD100B	PHASE 1 BASEMENT DEMOLITION FLOOR PLAN AREA B
1.AD100C	PHASE 1 BASEMENT DEMOLITION FLOOR PLAN AREA C
1.AD101	PHASE 1 MAIN LEVEL DEMOLITION FLOOR PLAN
1.AD101A	PHASE 1 MAIN LEVEL DEMOLITION FLOOR PLAN AREA A
1.AD101B	PHASE 1 MAIN LEVEL DEMOLITION FLOOR PLAN AREA B
1.AD101C	PHASE 1 MAIN LEVEL DEMOLITION FLOOR PLAN AREA C
1.AD102	PHASE 1 UPPER LEVEL DEMOLITION FLOOR PLAN
1.AD102A	PHASE 1 UPPER LEVEL DEMOLITION FLOOR PLAN AREA A
1.AD102B	PHASE 1 UPPER LEVEL DEMOLITION FLOOR PLAN AREA B
1.AD102C	PHASE 1 UPPER LEVEL DEMOLITION FLOOR PLAN AREA C
1.AD111	PHASE 1 MAIN LEVEL DEMOLITION RCP
1.AD111A	PHASE 1 MAIN LEVEL DEMOLITION RCP AREA A
1.AD111B	PHASE 1 MAIN LEVEL DEMOLITION RCP AREA B
1.AD111C	PHASE 1 MAIN LEVEL DEMOLITION RCP AREA C
1.AD112	PHASE 1 UPPER LEVEL DEMOLITION RCP
1.AD112A	PHASE 1 UPPER LEVEL DEMOLITION RCP AREA A
1.AD112B	PHASE 1 UPPER LEVEL DEMOLITION RCP AREA B
1.AD112C	PHASE 1 UPPER LEVEL DEMOLITION RCP AREA C
1.AD500	DEMOLITION & SALVAGE DETAILS
1.AD600	HISTORIC SALVAGE DOOR SCHEDULE
AE430	STAIR PLANS, SECTION & DETAILS
FIRE PROTECTION	
FP001	FIRE INDEX AND LEGEND BP-01
1.FD100	PHASE 1 BASEMENT OVERALL FIRE PROTECTION DEMO PLAN
1.FD101	PHASE 1 MAIN LEVEL OVERALL FIRE PROTECTION DEMO PLAN
1.FD102	PHASE 1 UPPER LEVEL OVERALL FIRE PROTECTION DEMO PLAN
1.FD103	PHASE 1 ATTIC OVERALL FIRE PROTECTION DEMO PLAN
PLUMBING	
PL001	PLUMBING INDEX AND LEGEND BP-01
1.PD100	PHASE 1 BASEMENT OVERALL PLUMBING DEMO PLAN
1.PD100A	PHASE 1 BASEMENT PLUMBING DEMO PLAN AREA A
1.PD100B	PHASE 1 BASEMENT PLUMBING DEMO PLAN AREA B
1.PD100C	PHASE 1 BASEMENT PLUMBING DEMO PLAN AREA C
1.PD101	PHASE 1 MAIN LEVEL OVERALL PLUMBING DEMO PLAN
1.PD102	PHASE 1 UPPER LEVEL OVERALL PLUMBING DEMO PLAN
1.PD103	PHASE 1 ATTIC OVERALL PLUMBING DEMO PLAN
1.PD401	PHASE 1 ENLARGED PLUMBING DEMO PLANS
1.PD402	PHASE 1 ENLARGED PLUMBING DEMO PLANS
MECHANICAL	
M001	MECHANICAL LEGEND, SYMBOLS & ABBREVIATIONS BP-01
1.MD100	PHASE 1 BASEMENT OVERALL MECHANICAL DEMO PLAN
1.MD100A	PHASE 1 BASEMENT MECHANICAL DEMO PLAN AREA A
1.MD100B	PHASE 1 BASEMENT MECHANICAL DEMO PLAN AREA B
1.MD100C	PHASE 1 BASEMENT MECHANICAL DEMO PLAN AREA C
1.MD101	PHASE 1 MAIN LEVEL OVERALL MECHANICAL DEMO PLAN
1.MD101A	PHASE 1 MAIN LEVEL MECHANICAL DEMO PLAN AREA A
1.MD101B	PHASE 1 MAIN LEVEL MECHANICAL DEMO PLAN AREA B
1.MD101C	PHASE 1 MAIN LEVEL MECHANICAL DEMO PLAN AREA C
1.MD102	PHASE 1 UPPER LEVEL OVERALL MECHANICAL DEMO PLAN
1.MD102A	PHASE 1 UPPER LEVEL MECHANICAL DEMO PLAN AREA A
1.MD102B	PHASE 1 UPPER LEVEL MECHANICAL DEMO PLAN AREA B
1.MD102C	PHASE 1 UPPER LEVEL MECHANICAL DEMO PLAN AREA C
1.MD103	PHASE 1 ATTIC OVERALL MECHANICAL DEMO PLAN
1.MD103A	PHASE 1 ATTIC MECHANICAL DEMO PLAN AREA A
1.MD103B	PHASE 1 ATTIC MECHANICAL DEMO PLAN AREA B
1.MD103C	PHASE 1 ATTIC MECHANICAL DEMO PLAN AREA C
1.MD401	PHASE 1 ENLARGED MECHANICAL DEMO PLANS
ELECTRICAL	
1.EE001	SHEET INDEX, ABBREVIATIONS, AND GENERAL NOTES
1.ED100	PHASE 1 BASEMENT OVERALL ELECTRICAL DEMOLITION PLAN
1.ED101	PHASE 1 LEVEL 1 OVERALL ELECTRICAL DEMOLITION PLAN
1.ED102	PHASE 1 LEVEL 2 OVERALL ELECTRICAL DEMOLITION PLAN
1.ED103	PHASE 1 ATTIC OVERALL ELECTRICAL DEMOLITION PLAN
1.ED111	PHASE 1 LEVEL 1 OVERALL RCP ELECTRICAL DEMOLITION PLAN
1.ED112	PHASE 1 LEVEL 2 OVERALL RCP ELECTRICAL DEMOLITION PLAN
1.EP601	PHASE 1 EXISTING ONE-LINE DIAGRAM
1.FD101B	PHASE 1 LEVEL 1 ENLARGED FIRE ALARM DEMOLITION PLAN - AREA B

SYMBOLS LEGEND

- INTERIOR ELEVATION (1 / AE101 / 1)
- BUILDING ELEVATION (XX / XXXX)
- BUILDING SECTION (XX / XXXX)
- WALL SECTION (XX / XXXX)
- DETAIL CALLOUT (XX / XXXX)
- CALLOUT (XX / XXXX)
- KEYNOTE (?)
- DOOR TAG (XXXX)
- WALL TYPE (XX)
- ROOM TAG (ROOM NAME / XXX)
- GLASS TYPE (A)
- ELEVATION MARKER
- WINDOW TYPE (A2)
- CENTER LINE
- GRID (0)
- NORTH ARROW (N)
- CEILING TYPE (1t / 10' - 0")
- FINISHES (ROOM NAME / XXX / F B W; BASE FINISH, FLOOR FINISH, WALL FINISH)

MATERIAL LEGEND

- CONCRETE
- MASONRY
- STEEL
- BATT INSULATION
- RIGID INSULATION
- FINISH GRADE WOOD / HARDWOOD
- PLYWOOD
- SPRAY FOAM INSULATION
- DEMOLITION, SHOWN VIA HIDDEN LINE
- STUD WALL

STANDARD ABBREVIATIONS

*NOT ALL ABBREVIATIONS MAY BE USED.

ADJ.	ADJUSTABLE
A.F.F.	ABOVE FINISHED FLOOR
A.H.J.	AUTHORITY HAVING JURISTICTION
ALUM.	ALUMINUM
BITUM.	BITUMINOUS
B.O.	BOTTOM OF
B.O.S	BOTTOM OF STRUCTURE
CLR.	CLEAR
C.M.U.	CONCRETE MASONRY UNIT
COL.	COLUMN
CONC.	CONCRETE
CONT.	CONTINUOUS
COORD.	COORDINATE
ELEC.	ELECTRICAL
ELEV.	ELEVATION
EQ.	EQUAL
E.	EXISTING
EXT.	EXTERIO
F.D.	FLOOR DRAIN
F.E.C	FIRE EXTINGUISHER CABINET
F.F.	FINISH FLOOR
FTG.	FOOTING
GA.	GAUGE
GALV.	GALVINIZED
GYP. BD.	GYPSUM BOARD
G.F.R.C.	GLASS FIBER REINFORCED CONCRETE
G.F.R.G.	GLASS FIBER REINFORCED GYPSUM
H.M.	HOLLOW METAL
H.V.A.C	HEATING VENTILATION AIR CONDITIONING
INSUL.	INSULATION
MAINT.	MAINTENANCE
MAX.	MAXIMUM
MAT.	MATERIAL
MECH.	MECHANICAL
MFR.	MANUFACUTER
MIN.	MINIMUM
M.O.	MASONRY OPEN
MTL.	METAL
N.T.S.	NOT TO SCALE
O.C.	ON CENTER
OPP.	OPPOSTE
PERP.	PERPENDICULAR
QTY.	QUANTITY
R.D.	ROOF DRAIN
REINF.	REINFORCED
REQ'D	REQUIRED
R.O.	ROUGH OPENING
SCHED.	SCHEDULED
SIM.	SIMILAR
SPEC.	SPECIFICATIONS
S.T.C.	SOUND TRANSMISSION CLASS
STR.	STRUCTURAL
T.O.	TOP OF
TYP.	TYPICAL
U.N.O.	UNLESS NOTED OTHERWISE
U.R.M	UN-REINFORCED MASONRY
VERT.	VERTICAL
VEST.	VESTIBULE
VNR.	VENEER
W/	WITH

CRSA
ARCHITECTURE · PLANNING · INTERIORS
175 S MAIN STREET, STE 300 · SLC, UTAH 84111
801-355-5915 www.crsa-us.com

ARCHITECT
CRSA — C/O ZACH HESLOP
175 S. MAIN ST., STE. 300 — zheslop@crsa-us.com
SALT LAKE CITY, UT 84111 — (801)746-4974

STRUCTURAL ENGINEER
REAVELEY ENGINEERS + ASSOC. — C/O JEROD JOHNSON
675 EAST 500 SOUTH, SUITE 400 — jjohnson@reaveley.com
SALT LAKE CITY, UT 84102 — (801) 486-3883

MECHANICAL ENGINEER
COLVIN ENGINEERING ASSOC. — C/O ALLEN EVANS
505 E. SOUTH TEMPLE — aevans@cea-ut.com
SALT LAKE CITY, UT 84102 — (801) 322-2400

ELECTRICAL ENGINEER
SPECTRUM ENGINEERING — C/O MICHAEL FACKRELL
324 STATE ST. STE. 400 — michael.fackrell@speceng.com
SALT LAKE CITY, UT 84102 — (801) 328-5151

CM/GC
GRAMOLL CONSTRUCTION — C/O JIM GRAMOLL
155 S 750 W — jim.gramoll@gramoll.com
NORTH SALT LAKE, UT 84054 — (801) 295-2341

RIO GRANDE DEPOT SEISMIC UPGRADE

300 SOUTH RIO GRANDE STREET
SALT LAKE CITY, UT 84101

DFCM PROJECT #20229080

STAMP

STATE OF UTAH — ZACHARY M. HESLOP — 11965299-0301 — LICENSED ARCHITECT

10/17/2022

ISSUE TYPE:		DATE:
BP-01 DD		OCTOBER 3, 2022
2	ADD 02	October 27, 2022

PROJECT NUMBER:	21-031
DRAWN BY:	Author
CHECKED BY:	Checker

BID PACKAGE 01 COVER SHEET

GI100

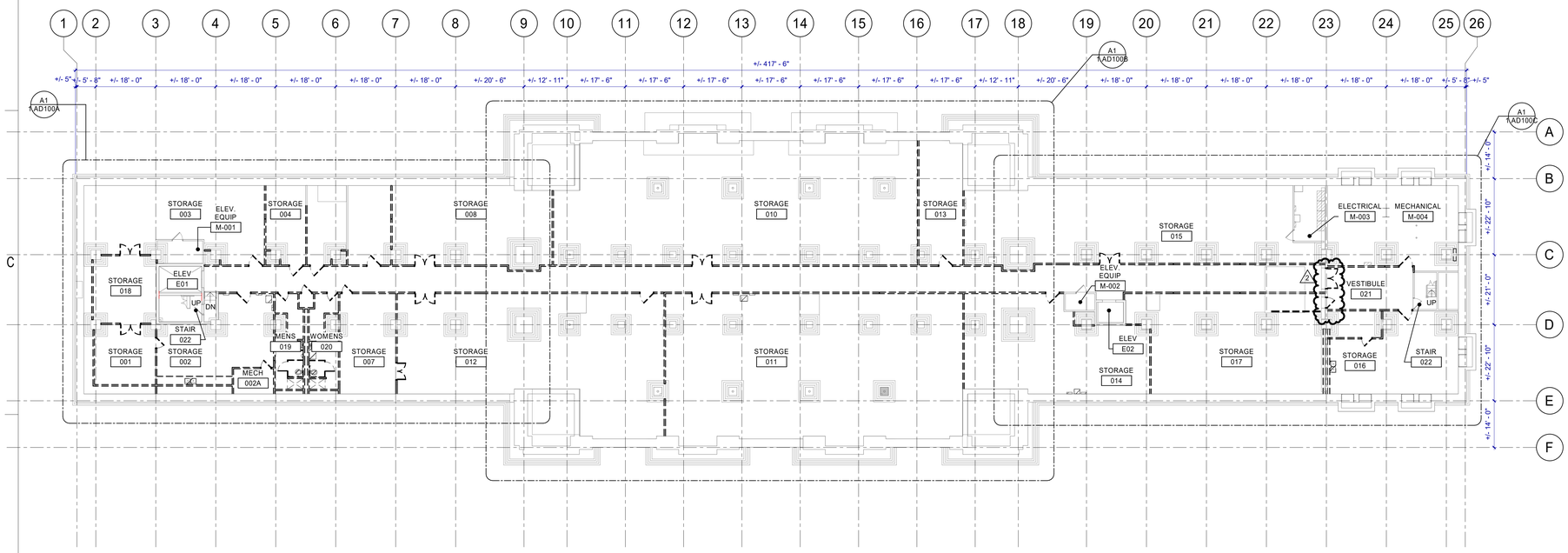

PHASE 1 BASEMENT DEMOLITION FLOOR PLAN

N A1 1.AD100

1/16" = 1'-0"

GENERAL NOTES

A. CONTRACTOR SHALL NOTIFY ARCHITECT IN WRITING OF DISCREPANCIES BETWEEN EXISTING CONDITIONS AND DRAWINGS BEFORE PROCEEDING WITH SELECTIVE DEMOLITION.

B. CONTRACTOR TO PROVIDE ANY TEMPORARY SHORING OF CEILING, FLOOR, ROOF, FOUNDATION, AND/OR WALL STRUCTURES UNTIL PERMANENT SUPPORT IS INSTALLED.

C. DEMOLITION WORK OF THIS CONTRACT INCLUDES ALL INCIDENTAL REMOVAL AND/OR MODIFICATION OF MINOR FEATURES NOT SPECIFICALLY INDICATED IN THE DRAWINGS BUT REQUIRED IN ORDER TO EXECUTE THE WORK.

D. HAZARDOUS MATERIAL ABATEMENT IS TO BE COMPLETED BY OWNER. HAZARDOUS MATERIAL INVENTORY REPORT IS AVAILABLE FOR REFERENCE FROM THE OWNER. CONTRACTOR SHALL NOTIFY THE OWNER IMMEDIATELY IF SUSPECTED HAZARDOUS MATERIALS ARE ENCOUNTERED AND HAZARDOUS MATERIALS SHALL BE ABATED BY OTHERS BEFORE PROCEEDING WITH SELECTIVE DEMOLITION.

E. CONTRACTOR TO PATCH ANY HOLES RESULTING FROM DEMOLITION WORK AND PATCH TO MATCH SURROUNDING FINISH MATERIAL.

F. CONTRACTOR TO NOTIFY THE ARCHITECT OF ANY HISTORICALLY SIGNIFICANT FEATURES UNCOVERED BEFORE DEMOLISHING THEM.

G. ALL HISTORIC ITEMS CALLED OUT TO BE SALVAGED NEED TO BE REMOVED CAREFULLY AND STORED FOR REINSTALLATION.

H. FIRE EXTINGUISHERS ON WALL TO BE REMOVED ARE TO BE RETURNED TO OWNER, DISPOSE CABINETS.

DEMOLITION LEGEND

BUILDING ELEMENT REMOVE. DISPOSE UNLESS NOTED OTHERWISE FOR SALVAGE.

EXISTING TO REMAIN.

KEY MAP

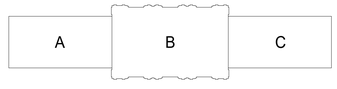

CRSA
ARCHITECTURE · PLANNING · INTERIORS
175 S MAIN STREET, STE 300 · SLC, UTAH 84111
801-355-5915 www.crsa-us.com

ARCHITECT
CRSA
175 S. MAIN ST., STE. 300
SALT LAKE CITY, UT 84111
C/O ZACH HESLOP
zheslop@crsa-us.com
(801)746-4974

STRUCTURAL ENGINEER
REAVELEY ENGINEERS + ASSOC.
675 EAST 500 SOUTH, SUITE 400
SALT LAKE CITY, UT 84102
C/O JEROD JOHNSON
jjohnson@reaveley.com
(801) 486-3883

MECHANICAL ENGINEER
COLVIN ENGINEERING ASSOC.
505 E. SOUTH TEMPLE
SALT LAKE CITY, UT 84102
C/O ALLEN EVANS
aevans@cea-ut.com
(801) 322-2400

ELECTRICAL ENGINEER
SPECTRUM ENGINEERING
324 STATE ST. STE. 400
SALT LAKE CITY, UT 84102
C/O MICHAEL FACKRELL
michael.fackrell@speceng.com
(801) 328-5151

CM/GC
GRAMOLL CONSTRUCTION
155 S 750 W
NORTH SALT LAKE, UT 84054
C/O JIM GRAMOLL
jim.gramoll@gramoll.com
(801) 295-2341

RIO GRANDE DEPOT SEISMIC UPGRADE

300 SOUTH RIO GRANDE STREET
SALT LAKE CITY, UT 84101

DFCM PROJECT #20229080

STAMP

STATE OF UTAH
ZACHARY M. HESLOP
11965299-0301
LICENSED ARCHITECT

10/17/2022

ISSUE TYPE:		DATE:
BP-01 DD		OCTOBER 3, 2022
1	ADD 01	October 19, 2022
2	ADD 02	October 27, 2022

PROJECT NUMBER:	21-031
DRAWN BY:	Author
CHECKED BY:	Checker

PHASE 1 BASEMENT DEMOLITION FLOOR PLAN

1.AD100

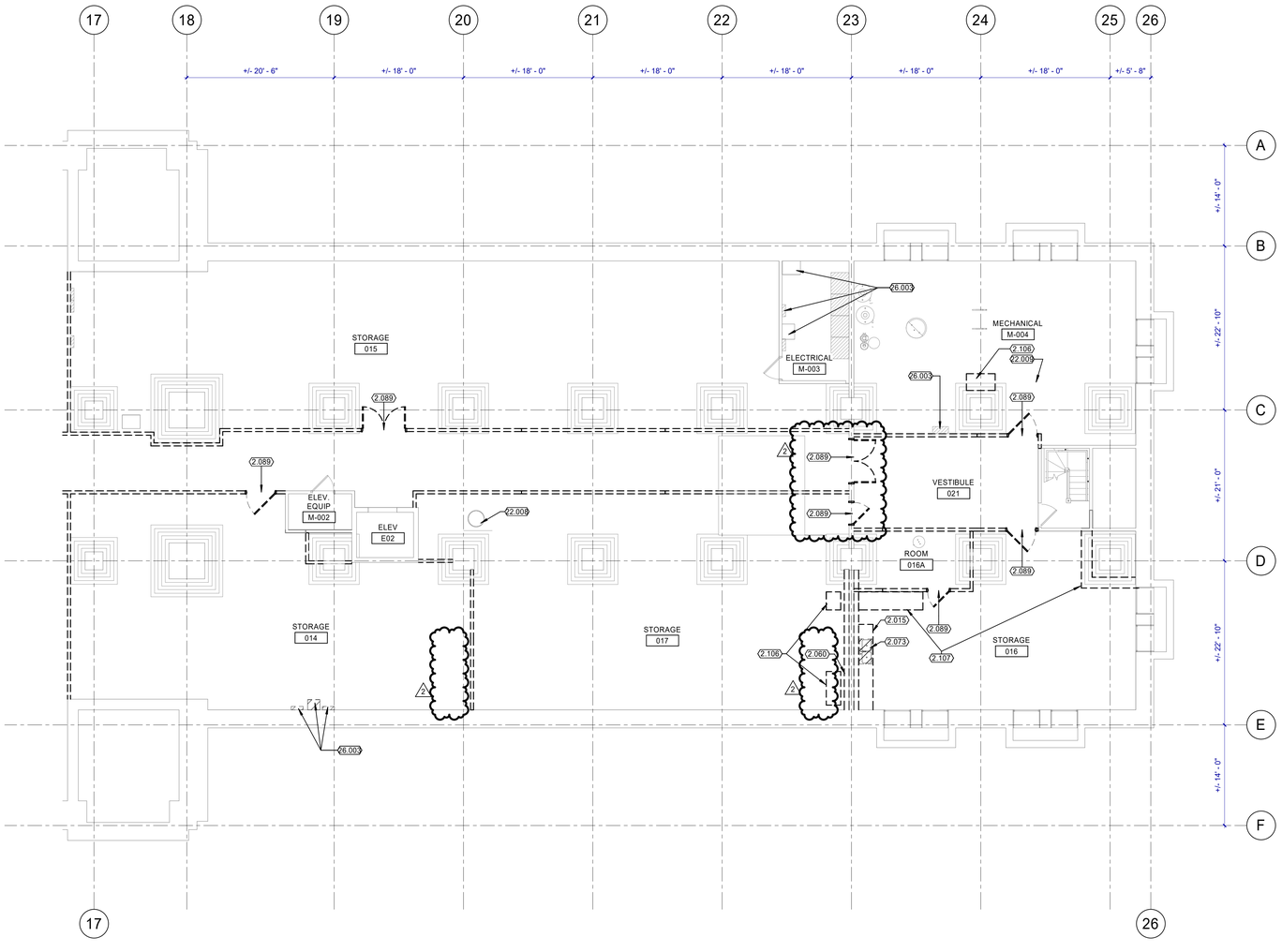

PHASE 1 BASEMENT DEMOLITION FLOOR PLAN AREA C

N A1 1.AD100

1/8" = 1'-0"

0' 2' 4' 8' 16' 32'

GENERAL NOTES

A. CONTRACTOR SHALL NOTIFY ARCHITECT IN WRITING OF DISCREPANCIES BETWEEN EXISTING CONDITIONS AND DRAWINGS BEFORE PROCEEDING WITH SELECTIVE DEMOLITION.

B. CONTRACTOR TO PROVIDE ANY TEMPORARY SHORING OF CEILING, FLOOR, ROOF, FOUNDATION, AND/OR WALL STRUCTURES UNTIL PERMANENT SUPPORT IS INSTALLED.

C. DEMOLITION WORK OF THIS CONTRACT INCLUDES ALL INCIDENTAL REMOVAL AND/OR MODIFICATION OF MINOR FEATURES NOT SPECIFICALLY INDICATED IN THE DRAWINGS BUT REQUIRED IN ORDER TO EXECUTE THE WORK.

D. HAZARDOUS MATERIAL ABATEMENT IS TO BE COMPLETED BY OWNER. HAZARDOUS MATERIAL INVENTORY REPORT IS AVAILABLE FOR REFERENCE FROM THE OWNER. CONTRACTOR SHALL NOTIFY THE OWNER IMMEDIATELY IF SUSPECTED HAZARDOUS MATERIALS ARE ENCOUNTERED AND HAZARDOUS MATERIALS SHALL BE ABATED BY OTHERS BEFORE PROCEEDING WITH SELECTIVE DEMOLITION.

E. CONTRACTOR TO PATCH ANY HOLES RESULTING FROM DEMOLITION WORK AND PATCH TO MATCH SURROUNDING FINISH MATERIAL.

F. CONTRACTOR TO NOTIFY THE ARCHITECT OF ANY HISTORICALLY SIGNIFICANT FEATURES UNCOVERED BEFORE DEMOLISHING THEM.

G. ALL HISTORIC ITEMS CALLED OUT TO BE SALVAGED NEED TO BE REMOVED CAREFULLY AND STORED FOR REINSTALLATION.

H. FIRE EXTINGUISHERS ON WALL TO BE REMOVED ARE TO BE RETURNED TO OWNER, DISPOSE CABINETS.

KEYNOTES

2.015	REMOVE CASEWORK. DISPOSE.
2.060	REMOVE FURRED OUT WALL. (E) MASONRY WALL TO REMAIN.
2.073	REMOVE SINK(S). DISPOSE.
2.089	DOOR TO BE REMOVED BY CONTRACTOR. STORE IN LOCATION TO BE DISPOSED BY OWNER.
2.106	REMOVE EXISTING BASE CABINET. DISPOSE.
2.107	REMOVE EXISTING SHELVING. DISPOSE.
22.008	SUMP PUMP. SEE 1.PD100 SHEETS
22.009	SEE 1.PD100 AND 1.MD100 SHEETS FOR EQUIPMENT IN THIS SPACE
26.003	ELECTRICAL EQUIPMENT. SEE SHEET 1.ED100

DEMOLITION LEGEND

BUILDING ELEMENT REMOVE. DISPOSE UNLESS NOTED OTHERWISE FOR SALVAGE.

EXISTING TO REMAIN.

KEY MAP

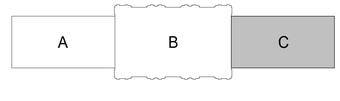

CRSA

ARCHITECTURE · PLANNING · INTERIORS

175 S MAIN STREET, STE 300 · SLC, UTAH 84111

801-355-5915 www.crsa-us.com

ARCHITECT
CRSA — C/O ZACH HESLOP
175 S. MAIN ST., STE. 300 — zheslop@crsa-us.com
SALT LAKE CITY, UT 84111 — (801)746-4974

STRUCTURAL ENGINEER
REAVELEY ENGINEERS + ASSOC. — C/O JEROD JOHNSON
675 EAST 500 SOUTH, SUITE 400 — jjohnson@reaveley.com
SALT LAKE CITY, UT 84102 — (801) 486-3883

MECHANICAL ENGINEER
COLVIN ENGINEERING ASSOC. — C/O ALLEN EVANS
505 E. SOUTH TEMPLE — aevans@cea-ut.com
SALT LAKE CITY, UT 84102 — (801) 322-2400

ELECTRICAL ENGINEER
SPECTRUM ENGINEERING — C/O MICHAEL FACKRELL
324 STATE ST. STE. 400 — michael.fackrell@speceng.com
SALT LAKE CITY, UT 84102 — (801) 328-5151

CM/GC
GRAMOLL CONSTRUCTION — C/O JIM GRAMOLL
155 S 750 W — jim.gramoll@gramoll.com
NORTH SALT LAKE, UT 84054 — (801) 295-2341

RIO GRANDE DEPOT SEISMIC UPGRADE

300 SOUTH RIO GRANDE STREET
SALT LAKE CITY, UT 84101

DFCM PROJECT #20229080

STAMP

STATE OF UTAH — ZACHARY M. HESLOP — 11965299-0301 — LICENSED ARCHITECT

10/17/2022

ISSUE TYPE:		DATE:
BP-01 DD		OCTOBER 3, 2022
1	ADD 01	October 19, 2022
2	ADD 02	October 27, 2022

PROJECT NUMBER:	21-031
DRAWN BY:	Author
CHECKED BY:	Checker

PHASE 1 BASEMENT DEMOLITION FLOOR PLAN AREA C

1.AD100C

2022.07.21 R:\Active Work\Client Drawings\rgpa\AD\1 RG Re-Invest\Depot Upgrade_Architecture.rvt
10/17/2022 4:01:17 PM

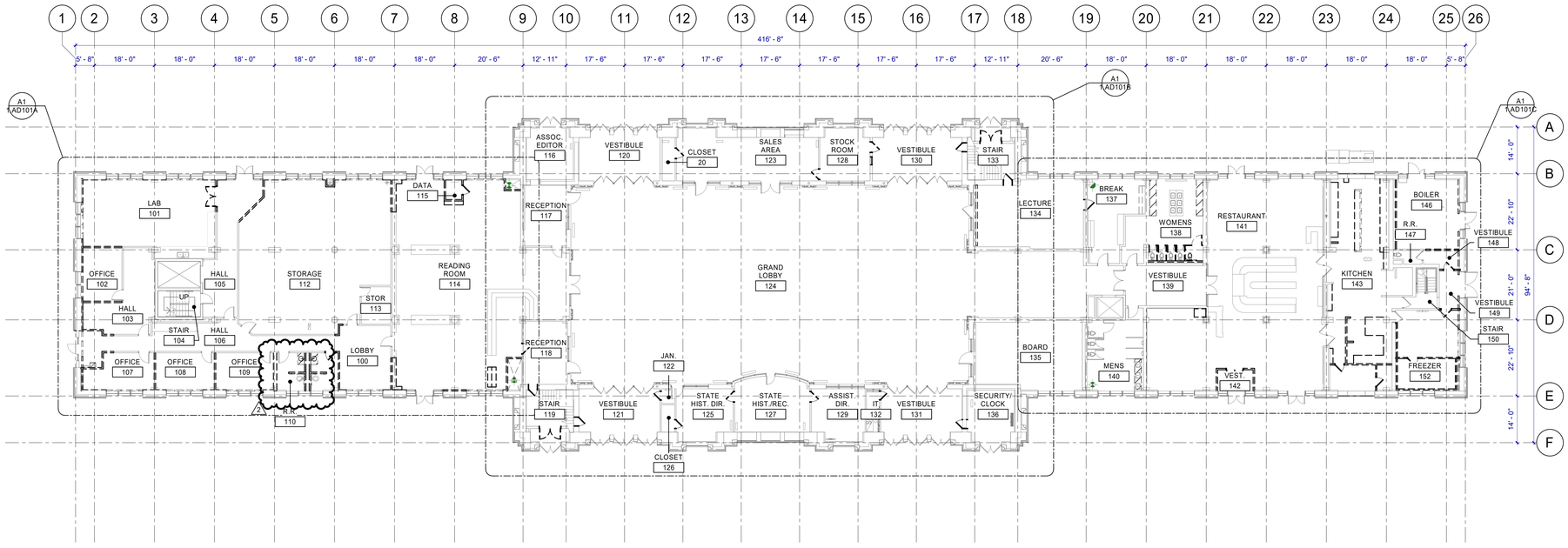

PHASE 1 MAIN LEVEL DEMOLITION FLOOR PLAN

N A1 1.AD101

1/16" = 1'-0"

GENERAL NOTES

A. CONTRACTOR SHALL NOTIFY ARCHITECT IN WRITING OF DISCREPANCIES BETWEEN EXISTING CONDITIONS AND DRAWINGS BEFORE PROCEEDING WITH SELECTIVE DEMOLITION.

B. CONTRACTOR TO PROVIDE ANY TEMPORARY SHORING OF CEILING, FLOOR, ROOF, FOUNDATION, AND/OR WALL STRUCTURES UNTIL PERMANENT SUPPORT IS INSTALLED.

C. DEMOLITION WORK OF THIS CONTRACT INCLUDES ALL INCIDENTAL REMOVAL AND/OR MODIFICATION OF MINOR FEATURES NOT SPECIFICALLY INDICATED IN THE DRAWINGS BUT REQUIRED IN ORDER TO EXECUTE THE WORK.

D. HAZARDOUS MATERIAL ABATEMENT IS TO BE COMPLETED BY OWNER. HAZARDOUS MATERIAL INVENTORY REPORT IS AVAILABLE FOR REFERENCE FROM THE OWNER. CONTRACTOR SHALL NOTIFY THE OWNER IMMEDIATELY IF SUSPECTED HAZARDOUS MATERIALS ARE ENCOUNTERED AND HAZARDOUS MATERIALS SHALL BE ABATED BY OTHERS BEFORE PROCEEDING WITH SELECTIVE DEMOLITION.

E. CONTRACTOR TO PATCH ANY HOLES RESULTING FROM DEMOLITION WORK AND PATCH TO MATCH SURROUNDING FINISH MATERIAL.

F. CONTRACTOR TO NOTIFY THE ARCHITECT OF ANY HISTORICALLY SIGNIFICANT FEATURES UNCOVERED BEFORE DEMOLISHING THEM.

G. ALL HISTORIC ITEMS CALLED OUT TO BE SALVAGED NEED TO BE REMOVED CAREFULLY AND STORED FOR REINSTALLATION.

H. FIRE EXTINGUISHERS ON WALL TO BE REMOVED ARE TO BE RETURNED TO OWNER, DISPOSE CABINETS.

DEMOLITION LEGEND

BUILDING ELEMENT REMOVE. DISPOSE UNLESS NOTED OTHERWISE FOR SALVAGE.

EXISTING TO REMAIN.

KEY MAP

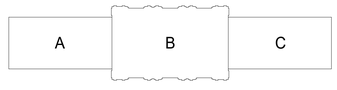

CRSA
ARCHITECTURE · PLANNING · INTERIORS
175 S MAIN STREET, STE 300 · SLC, UTAH 84111
801-355-5915 www.crsa-us.com

ARCHITECT
CRSA
175 S. MAIN ST., STE. 300
SALT LAKE CITY, UT 84111
C/O ZACH HESLOP
zheslop@crsa-us.com
(801)746-4974

STRUCTURAL ENGINEER
REAVELEY ENGINEERS + ASSOC.
615 EAST 500 SOUTH, SUITE 400
SALT LAKE CITY, UT 84102
C/O JEROD JOHNSON
jjohnson@reaveley.com
(801) 486-3883

MECHANICAL ENGINEER
COLVIN ENGINEERING ASSOC.
505 E. SOUTH TEMPLE
SALT LAKE CITY, UT 84102
C/O ALLEN EVANS
aevans@cea-ut.com
(801) 322-2400

ELECTRICAL ENGINEER
SPECTRUM ENGINEERING
324 STATE ST. STE. 400
SALT LAKE CITY, UT 84102
C/O MICHAEL FACKRELL
michael.fackrell@speceng.com
(801) 328-5151

CM/GC
GRAMOLL CONSTRUCTION
155 S 750 W
NORTH SALT LAKE, UT 84054
C/O JIM GRAMOLL
jim.gramoll@gramoll.com
(801) 295-2341

RIO GRANDE DEPOT SEISMIC UPGRADE

300 SOUTH RIO GRANDE STREET
SALT LAKE CITY, UT 84101

DFCM PROJECT #20229080

STAMP

STATE OF UTAH
ZACHARY M. HESLOP
11965299-0301
LICENSED ARCHITECT

10/17/2022

ISSUE TYPE:		DATE:
BP-01 DD		OCTOBER 3, 2022
1	ADD 01	October 19, 2022
2	ADD 02	October 27, 2022

PROJECT NUMBER:	21-031
DRAWN BY:	Author
CHECKED BY:	Checker

PHASE 1 MAIN LEVEL DEMOLITION FLOOR PLAN

1.AD101

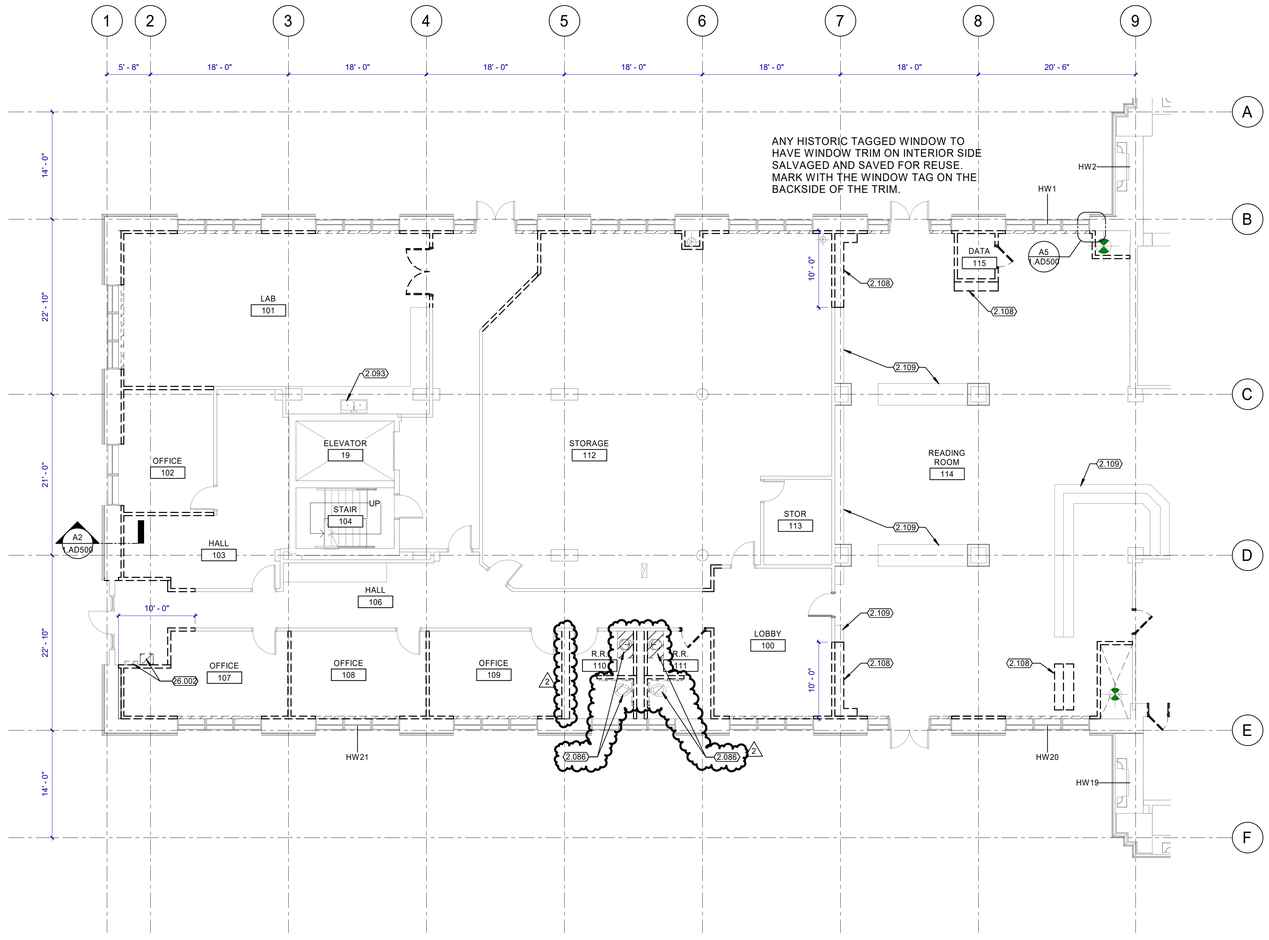

PHASE 1 MAIN LEVEL DEMOLITION FLOOR PLAN AREA A

N A1 1.AD101A 1/8" = 1'-0"

GENERAL NOTES

A. CONTRACTOR SHALL NOTIFY ARCHITECT IN WRITING OF DISCREPANCIES BETWEEN EXISTING CONDITIONS AND DRAWINGS BEFORE PROCEEDING WITH SELECTIVE DEMOLITION.

B. CONTRACTOR TO PROVIDE ANY TEMPORARY SHORING OF CEILING, FLOOR, ROOF, FOUNDATION, AND/OR WALL STRUCTURES UNTIL PERMANENT SUPPORT IS INSTALLED.

C. DEMOLITION WORK OF THIS CONTRACT INCLUDES ALL INCIDENTAL REMOVAL AND/OR MODIFICATION OF MINOR FEATURES NOT SPECIFICALLY INDICATED IN THE DRAWINGS BUT REQUIRED IN ORDER TO EXECUTE THE WORK.

D. HAZARDOUS MATERIAL ABATEMENT IS TO BE COMPLETED BY OWNER. HAZARDOUS MATERIAL INVENTORY REPORT IS AVAILABLE FOR REFERENCE FROM THE OWNER. CONTRACTOR SHALL NOTIFY THE OWNER IMMEDIATELY IF SUSPECTED HAZARDOUS MATERIALS ARE ENCOUNTERED AND HAZARDOUS MATERIALS SHALL BE ABATED BY OTHERS BEFORE PROCEEDING WITH SELECTIVE DEMOLITION.

E. CONTRACTOR TO PATCH ANY HOLES RESULTING FROM DEMOLITION WORK AND PATCH TO MATCH SURROUNDING FINISH MATERIAL.

F. CONTRACTOR TO NOTIFY THE ARCHITECT OF ANY HISTORICALLY SIGNIFICANT FEATURES UNCOVERED BEFORE DEMOLISHING THEM.

G. ALL HISTORIC ITEMS CALLED OUT TO BE SALVAGED NEED TO BE REMOVED CAREFULLY AND STORED FOR REINSTALLATION.

H. FIRE EXTINGUISHERS ON WALL TO BE REMOVED ARE TO BE RETURNED TO OWNER, DISPOSE CABINETS.

KEYNOTES

2.086	REMOVE TOILET, GRAB BARS, AND SINK. SALVAGE FOR REINSTALLATION
2.093	SINK TO REMAIN. PROTECT IN PLACE.
2.108	REMOVE EXISTING CABINETRY. DISPOSE.
2.109	PROTECT EXISTING CABINETRY IN PLACE.
23.002	FLOOR GRILLES TO REMAIN
26.002	ELECTRICAL EQUIPMENT. SEE SHEET 1.ED101 SHEETS

DEMOLITION LEGEND

BUILDING ELEMENT REMOVE. DISPOSE UNLESS NOTED OTHERWISE FOR SALVAGE.

EXISTING TO REMAIN.

KEY MAP

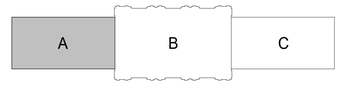

CRSA
ARCHITECTURE · PLANNING · INTERIORS
175 S MAIN STREET, STE 300 · SLC, UTAH 84111
801-355-5915 www.crsa-us.com

ARCHITECT
CRSA
175 S. MAIN ST., STE. 300
SALT LAKE CITY, UT 84111
C/O ZACH HESLOP
zheslop@crsa-us.com
(801)746-4974

STRUCTURAL ENGINEER
REAVELEY ENGINEERS + ASSOC.
675 EAST 500 SOUTH, SUITE 400
SALT LAKE CITY, UT 84102
C/O JEROD JOHNSON
jjohnson@reaveley.com
(801) 486-3883

MECHANICAL ENGINEER
COLVIN ENGINEERING ASSOC.
505 E. SOUTH TEMPLE
SALT LAKE CITY, UT 84102
C/O ALLEN EVANS
aevans@cea-ut.com
(801) 322-2400

ELECTRICAL ENGINEER
SPECTRUM ENGINEERING
324 STATE ST. STE. 400
SALT LAKE CITY, UT 84102
C/O MICHAEL FACKRELL
michael.fackrell@speceng.com
(801) 328-5151

CM/GC
GRAMOLL CONSTRUCTION
155 S 750 W
NORTH SALT LAKE, UT 84054
C/O JIM GRAMOLL
jim.gramoll@gramoll.com
(801) 295-2341

RIO GRANDE DEPOT SEISMIC UPGRADE

300 SOUTH RIO GRANDE STREET
SALT LAKE CITY, UT 84101

DFCM PROJECT #20229080

STAMP

STATE OF UTAH
ZACHARY M. HESLOP
11965299-0301
LICENSED ARCHITECT

10/17/2022

ISSUE TYPE:		DATE:
BP-01 DD		OCTOBER 3, 2022
1	ADD 01	October 19, 2022
2	ADD 02	October 27, 2022

PROJECT NUMBER:	21-031
DRAWN BY:	Author
CHECKED BY:	Checker

PHASE 1 MAIN LEVEL DEMOLITION FLOOR PLAN AREA A

1.AD101A

Z:\21-031 Rio Grande Depot Seismic Upgrade\21-031 Rio Grande Depot Seismic Upgrade_Architecture.rvt
10/17/2022 2:21:17 PM

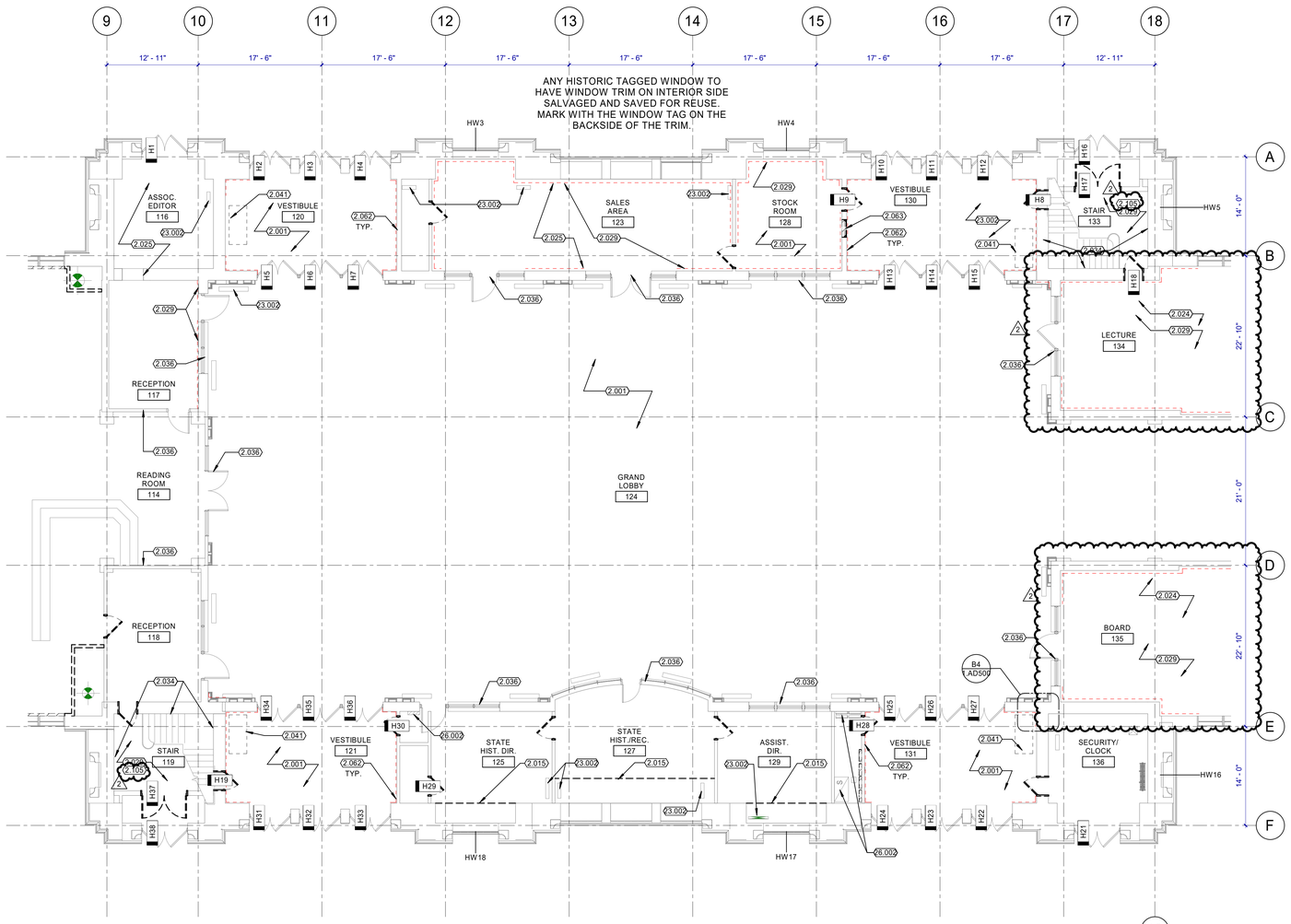

PHASE 1 MAIN LEVEL DEMOLITION FLOOR PLAN AREA B

N A1 1.AD101B 1/8" = 1'-0"

0' 2' 4' 8' 16' 32'

GENERAL NOTES

A. CONTRACTOR SHALL NOTIFY ARCHITECT IN WRITING OF DISCREPANCIES BETWEEN EXISTING CONDITIONS AND DRAWINGS BEFORE PROCEEDING WITH SELECTIVE DEMOLITION.

B. CONTRACTOR TO PROVIDE ANY TEMPORARY SHORING OF CEILING, FLOOR, ROOF, FOUNDATION, AND/OR WALL STRUCTURES UNTIL PERMANENT SUPPORT IS INSTALLED.

C. DEMOLITION WORK OF THIS CONTRACT INCLUDES ALL INCIDENTAL REMOVAL AND/OR MODIFICATION OF MINOR FEATURES NOT SPECIFICALLY INDICATED IN THE DRAWINGS BUT REQUIRED IN ORDER TO EXECUTE THE WORK.

D. HAZARDOUS MATERIAL ABATEMENT IS TO BE COMPLETED BY OWNER. HAZARDOUS MATERIAL INVENTORY REPORT IS AVAILABLE FOR REFERENCE FROM THE OWNER. CONTRACTOR SHALL NOTIFY THE OWNER IMMEDIATELY IF SUSPECTED HAZARDOUS MATERIALS ARE ENCOUNTERED AND HAZARDOUS MATERIALS SHALL BE ABATED BY OTHERS BEFORE PROCEEDING WITH SELECTIVE DEMOLITION.

E. CONTRACTOR TO PATCH ANY HOLES RESULTING FROM DEMOLITION WORK AND PATCH TO MATCH SURROUNDING FINISH MATERIAL.

F. CONTRACTOR TO NOTIFY THE ARCHITECT OF ANY HISTORICALLY SIGNIFICANT FEATURES UNCOVERED BEFORE DEMOLISHING THEM.

G. ALL HISTORIC ITEMS CALLED OUT TO BE SALVAGED NEED TO BE REMOVED CAREFULLY AND STORED FOR REINSTALLATION.

H. FIRE EXTINGUISHERS ON WALL TO BE REMOVED ARE TO BE RETURNED TO OWNER, DISPOSE CABINETS.

KEYNOTES

2.001	PROTECT IN PLACE (E) TERRAZO FLOOR
2.015	REMOVE CASEWORK. DISPOSE.
2.024	DISMANTLE HISTORIC WOOD WAINSCOTING AND SALVAGE FOR REINSTALLATION.
2.025	DISMANTLE HISTORIC WOOD BASE AND SALVAGE FOR REINSTALLATION.
2.029	DISMANTLE HISTORIC MARBLE BASE AND SALVAGE FOR REINSTALLATION. TAG LOCATION FOR REINSTALL.
2.034	DISMANTLE HISTORIC LIGHT FIXTURES AND SALVAGE FOR REINSTALLATION.
2.036	(E) HISTORIC STOREFRONT TO REMAIN.
2.041	DISMANTLE RADIATOR AND SALVAGE FOR REINSTALLATION.
2.062	DASHED LINE REPRESENTS MARBLE WAINSCOT TO BE DISMANTLED AND SALVAGED FOR REINSTALLATION.
2.063	DISMANTLE HISTORIC WINDOW AND TRIM WITH MARBLE SILL AND SALVAGE FOR REINSTALLATION.
2.105	DISMANTLE RUNNING TRIM ON STAIRWELL WALLS. SALVAGE FOR REINSTALLATION
23.002	FLOOR GRILLES TO REMAIN
26.002	ELECTRICAL EQUIPMENT. SEE SHEET 1.ED101 SHEETS

DEMOLITION LEGEND

BUILDING ELEMENT REMOVE. DISPOSE UNLESS NOTED OTHERWISE FOR SALVAGE.

EXISTING TO REMAIN.

KEY MAP

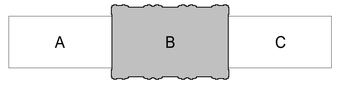

CRSA
ARCHITECTURE · PLANNING · INTERIORS
175 S MAIN STREET, STE 300 · SLC, UTAH 84111
801-355-5915 www.crsa-us.com

ARCHITECT
CRSA
175 S. MAIN ST., STE. 300
SALT LAKE CITY, UT 84111
C/O ZACH HESLOP
zheslop@crsa-us.com
(801)746-4974

STRUCTURAL ENGINEER
REAVELEY ENGINEERS + ASSOC.
675 EAST 500 SOUTH, SUITE 400
SALT LAKE CITY, UT 84102
C/O JEROD JOHNSON
jjohnson@reaveley.com
(801) 486-3883

MECHANICAL ENGINEER
COLVIN ENGINEERING ASSOC.
505 E. SOUTH TEMPLE
SALT LAKE CITY, UT 84102
C/O ALLEN EVANS
aevans@cea-ut.com
(801) 322-2400

ELECTRICAL ENGINEER
SPECTRUM ENGINEERING
324 STATE ST. STE. 400
SALT LAKE CITY, UT 84102
C/O MICHAEL FACKRELL
michael.fackrell@speceng.com
(801) 328-5151

CM/GC
GRAMOLL CONSTRUCTION
155 S 750 W
NORTH SALT LAKE, UT 84054
C/O JIM GRAMOLL
jim.gramoll@gramoll.com
(801) 295-2341

RIO GRANDE DEPOT SEISMIC UPGRADE

300 SOUTH RIO GRANDE STREET
SALT LAKE CITY, UT 84101

DFCM PROJECT #20229080

STAMP

STATE OF UTAH ZACHARY M. HESLOP 11965299-0301 LICENSED ARCHITECT

10/17/2022

ISSUE TYPE:	DATE:
BP-01 DD	OCTOBER 3, 2022
1 ADD 01	October 19, 2022
2 ADD 02	October 27, 2022

PROJECT NUMBER:	21-031
DRAWN BY:	Author
CHECKED BY:	Checker

PHASE 1 MAIN LEVEL DEMOLITION FLOOR PLAN AREA B

1.AD101B

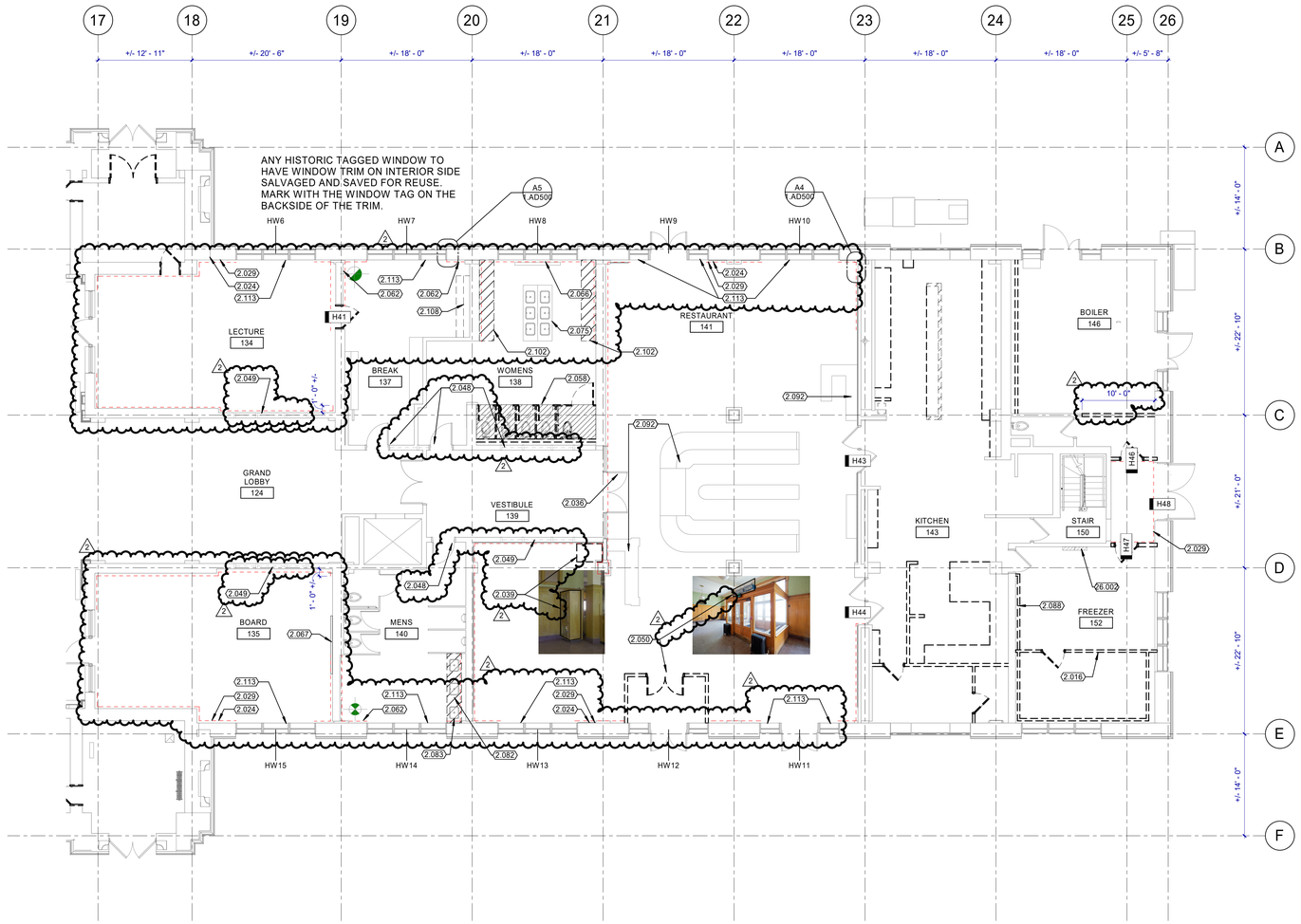

PHASE 1 MAIN LEVEL DEMOLITION FLOOR PLAN AREA C

N A1 AD1012

1/8" = 1'-0"

0' 2' 4' 8' 16' 32'

GENERAL NOTES

A. CONTRACTOR SHALL NOTIFY ARCHITECT IN WRITING OF DISCREPANCIES BETWEEN EXISTING CONDITIONS AND DRAWINGS BEFORE PROCEEDING WITH SELECTIVE DEMOLITION.

B. CONTRACTOR TO PROVIDE ANY TEMPORARY SHORING OF CEILING, FLOOR, ROOF, FOUNDATION, AND/OR WALL STRUCTURES UNTIL PERMANENT SUPPORT IS INSTALLED.

C. DEMOLITION WORK OF THIS CONTRACT INCLUDES ALL INCIDENTAL REMOVAL AND/OR MODIFICATION OF MINOR FEATURES NOT SPECIFICALLY INDICATED IN THE DRAWINGS BUT REQUIRED IN ORDER TO EXECUTE THE WORK.

D. HAZARDOUS MATERIAL ABATEMENT IS TO BE COMPLETED BY OWNER. HAZARDOUS MATERIAL INVENTORY REPORT IS AVAILABLE FOR REFERENCE FROM THE OWNER. CONTRACTOR SHALL NOTIFY THE OWNER IMMEDIATELY IF SUSPECTED HAZARDOUS MATERIALS ARE ENCOUNTERED AND HAZARDOUS MATERIALS SHALL BE ABATED BY OTHERS BEFORE PROCEEDING WITH SELECTIVE DEMOLITION.

E. CONTRACTOR TO PATCH ANY HOLES RESULTING FROM DEMOLITION WORK AND PATCH TO MATCH SURROUNDING FINISH MATERIAL.

F. CONTRACTOR TO NOTIFY THE ARCHITECT OF ANY HISTORICALLY SIGNIFICANT FEATURES UNCOVERED BEFORE DEMOLISHING THEM.

G. ALL HISTORIC ITEMS CALLED OUT TO BE SALVAGED NEED TO BE REMOVED CAREFULLY AND STORED FOR REINSTALLATION.

H. FIRE EXTINGUISHERS ON WALL TO BE REMOVED ARE TO BE RETURNED TO OWNER, DISPOSE CABINETS.

KEYNOTES

2.016	REMOVE WALK-IN COOLER. DISPOSE.
2.024	DISMANTLE HISTORIC WOOD WAINSCOTING AND SALVAGE FOR REINSTALLATION.
2.029	DISMANTLE HISTORIC MARBLE BASE AND SALVAGE FOR REINSTALLATION. TAG LOCATION FOR REINSTALL.
2.036	E HISTORIC STOREFRONT TO REMAIN.
2.039	DISMANTLE HISTORIC ITEM AND SALVAGE FOR REINSTALLATION.
2.048	REMOVE ROOM SIDE PAINTED TRIM OF DOORS AND TRANSOM WINDOWS, DISPOSE. SALVAGE PORTION OF EACH PROFILE FOR REPLICATION.
2.049	DISMANTLE ROOM FACING TRIM OF TRANSOM WINDOWS. SALVAGE FOR REINSTALLATION.
2.050	DISMANTLE HISTORIC COFFEE SHOP SIGN AND SALVAGE FOR REINSTALLATION. REMOVE VESTIBULE. DISPOSE.
2.058	DISMANTLE MARBLE PARTITIONS, DOORS, SINKS, AND TOILETS AND SALVAGE FOR REINSTALLATION.
2.062	DASHED LINE REPRESENTS MARBLE WAINSCOT TO BE DISMANTLED AND SALVAGED FOR REINSTALLATION.
2.066	DASHED LINE REPRESENTS MARBLE BASE TO BE DISMANTLED AND SALVAGED FOR REINSTALLATION.
2.067	DISMANTLE HISTORIC MIRROR AND WOOD FRAME AND SALVAGE FOR REINSTALLATION.
2.075	EXISTING SINKS AND COUNTERTOPS. PROTECT IN PLACE.
2.082	REMOVE COUNTERTOP. DISPOSE.
2.083	REMOVE SINKS, FAUCETS, BRACKETS AND MIRRORS. SALVAGE FOR REINSTALLATION.
2.088	REMOVE METAL STUD WALL AND GYP. BD. FURRED WALL.
2.092	EXISTING MILLWORK TO REMAIN. PROTECT IN PLACE
2.102	REMOVE COUNTERTOPS AND BRACKETS. SALVAGE FOR REINSTALLATION.
2.108	REMOVE EXISTING CHALKBOARD. DISPOSE.
2.113	PROTECT SILL, MILLWORK AND BASE UNDER WINDOW IN PLACE.
2.060	DISMANTLE COMPLETE ASSEMBLY AND SALVAGE FOR REINSTALLATION.

DEMOLITION LEGEND

BUILDING ELEMENT REMOVE. DISPOSE UNLESS NOTED OTHERWISE FOR SALVAGE.

EXISTING TO REMAIN.

KEY MAP

A | B | C

CRSA

ARCHITECTURE · PLANNING · INTERIORS

175 S MAIN STREET, STE 300 · SLC, UTAH 84111

801-355-5915 www.crsa-us.com

ARCHITECT
CRSA
175 S. MAIN ST., STE. 300
SALT LAKE CITY, UT 84111
C/O ZACH HESLOP
zheslop@crsa-us.com
(801)746-4974

STRUCTURAL ENGINEER
REAVELEY ENGINEERS + ASSOC.
675 EAST 500 SOUTH, SUITE 400
SALT LAKE CITY, UT 84102
C/O JEROD JOHNSON
jjohnson@reaveley.com
(801) 486-3883

MECHANICAL ENGINEER
COLVIN ENGINEERING ASSOC.
505 E. SOUTH TEMPLE
SALT LAKE CITY, UT 84102
C/O ALLEN EVANS
aevans@cea-ut.com
(801) 322-2400

ELECTRICAL ENGINEER
SPECTRUM ENGINEERING
324 STATE ST. STE. 400
SALT LAKE CITY, UT 84102
C/O MICHAEL FACKRELL
michael.fackrell@speceng.com
(801) 328-5151

CM/GC
GRAMOLL CONSTRUCTION
155 S 750 W
NORTH SALT LAKE, UT 84054
C/O JIM GRAMOLL
jim.gramoll@gramoll.com
(801) 295-2341

RIO GRANDE DEPOT SEISMIC UPGRADE

300 SOUTH RIO GRANDE STREET
SALT LAKE CITY, UT 84101

DFCM PROJECT #20229080

STAMP

STATE OF UTAH ZACHARY M. HESLOP 11965299-0301 LICENSED ARCHITECT

10/17/2022

ISSUE TYPE:		DATE:
BP-01 DD		OCTOBER 3, 2022
1	ADD 01	October 19, 2022
2	ADD 02	October 27, 2022

PROJECT NUMBER:	21-031
DRAWN BY:	Author
CHECKED BY:	Checker

PHASE 1 MAIN LEVEL DEMOLITION FLOOR PLAN AREA C

1.AD101C



PHASE 1 UPPER LEVEL DEMOLITION FLOOR PLAN AREA A

1 / 1.AD102A — 1/8" = 1'-0"

0" 2" 4" 8" 16" 32"

GENERAL NOTES

A. CONTRACTOR SHALL NOTIFY ARCHITECT IN WRITING OF DISCREPANCIES BETWEEN EXISTING CONDITIONS AND DRAWINGS BEFORE PROCEEDING WITH SELECTIVE DEMOLITION.

B. CONTRACTOR TO PROVIDE ANY TEMPORARY SHORING OF CEILING, FLOOR, ROOF, FOUNDATION, AND/OR WALL STRUCTURES UNTIL PERMANENT SUPPORT IS INSTALLED.

C. DEMOLITION WORK OF THIS CONTRACT INCLUDES ALL INCIDENTAL REMOVAL AND/OR MODIFICATION OF MINOR FEATURES NOT SPECIFICALLY INDICATED IN THE DRAWINGS BUT REQUIRED IN ORDER TO EXECUTE THE WORK.

D. HAZARDOUS MATERIAL ABATEMENT IS TO BE COMPLETED BY OWNER. HAZARDOUS MATERIAL INVENTORY REPORT IS AVAILABLE FOR REFERENCE FROM THE OWNER. CONTRACTOR SHALL NOTIFY THE OWNER IMMEDIATELY IF SUSPECTED HAZARDOUS MATERIALS ARE ENCOUNTERED AND HAZARDOUS MATERIALS SHALL BE ABATED BY OTHERS BEFORE PROCEEDING WITH SELECTIVE DEMOLITION.

E. CONTRACTOR TO PATCH ANY HOLES RESULTING FROM DEMOLITION WORK AND PATCH TO MATCH SURROUNDING FINISH MATERIAL.

F. CONTRACTOR TO NOTIFY THE ARCHITECT OF ANY HISTORICALLY SIGNIFICANT FEATURES UNCOVERED BEFORE DEMOLISHING THEM.

G. ALL HISTORIC ITEMS CALLED OUT TO BE SALVAGED NEED TO BE REMOVED CAREFULLY AND STORED FOR REINSTALLATION.

H. FIRE EXTINGUISHERS ON WALL TO BE REMOVED ARE TO BE RETURNED TO OWNER, DISPOSE CABINETS.

KEYNOTES

2.053	DASHED LINE REPRESENTS PAINTED BASEBOARD TO BE REMOVED. DISMANTLE TO NEAREST SEAM. SALVAGE FOR REINSTALLATION.
2.058	DISMANTLE MARBLE PARTITIONS, DOORS, SINKS, AND TOILETS AND SALVAGE FOR REINSTALLATION.
2.065	DISMANTLE HISTORIC DOOR AND DOOR TRIM AND SALVAGE FOR REINSTALLATION.
2.103	DASHED LINE REPRESENTS STONE BASEBOARD TO BE REMOVED. DISMANTLE TO NEAREST SEAM. SALVAGE FOR REINSTALLATION.
2.110	REMOVE WALL AND DOOR SYSTEM. SALVAGE FOR REINSTALLATION.
26.005	ELECTRICAL EQUIPMENT. SEE 1.ED102 SHEET

DEMOLITION LEGEND

BUILDING ELEMENT REMOVE. DISPOSE UNLESS NOTED OTHERWISE FOR SALVAGE.

EXISTING TO REMAIN.

KEY MAP

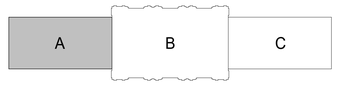

CRSA
ARCHITECTURE · PLANNING · INTERIORS
175 S MAIN STREET, STE 300 · SLC, UTAH 84111
801-355-5915 www.crsa-us.com

ARCHITECT
CRSA — C/O ZACH HESLOP
175 S. MAIN ST., STE. 300 — zheslop@crsa-us.com
SALT LAKE CITY, UT 84111 — (801)746-4974

STRUCTURAL ENGINEER
REAVELEY ENGINEERS + ASSOC. — C/O JEROD JOHNSON
675 EAST 500 SOUTH, SUITE 400 — jjohnson@reaveley.com
SALT LAKE CITY, UT 84102 — (801) 486-3883

MECHANICAL ENGINEER
COLVIN ENGINEERING ASSOC. — C/O ALLEN EVANS
505 E. SOUTH TEMPLE — aevans@cea-ut.com
SALT LAKE CITY, UT 84102 — (801) 322-2400

ELECTRICAL ENGINEER
SPECTRUM ENGINEERING — C/O MICHAEL FACKRELL
324 STATE ST. STE. 400 — michael.fackrell@speceng.com
SALT LAKE CITY, UT 84102 — (801) 328-5151

CM/GC
GRAMOLL CONSTRUCTION — C/O JIM GRAMOLL
155 S 750 W — jim.gramoll@gramoll.com
NORTH SALT LAKE, UT 84054 — (801) 295-2341

RIO GRANDE DEPOT SEISMIC UPGRADE

300 SOUTH RIO GRANDE STREET
SALT LAKE CITY, UT 84101

DFCM PROJECT #20229080

STAMP

STATE OF UTAH — ZACHARY M. HESLOP — 11965299-0301 — LICENSED ARCHITECT

10/17/2022

ISSUE TYPE:		DATE:
BP-01 DD		OCTOBER 3, 2022
1	ADD 01	October 19, 2022
2	ADD 02	October 27, 2022

PROJECT NUMBER:	21-031
DRAWN BY:	Author
CHECKED BY:	Checker

PHASE 1 UPPER LEVEL DEMOLITION FLOOR PLAN AREA A

1.AD102A

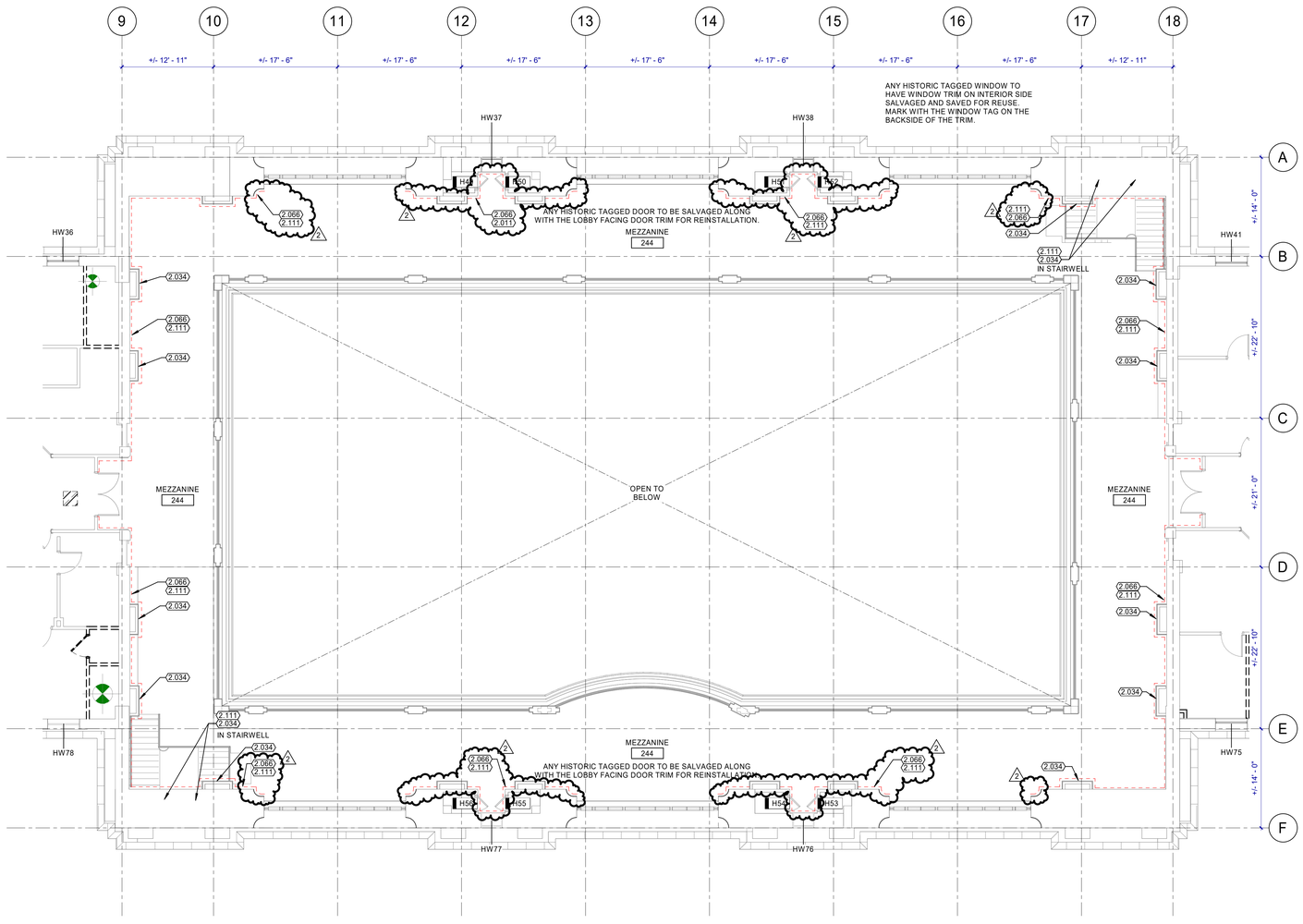

N A1 1.AD102B

1/8" = 1'-0"

0" 2" 4" 8" 16" 32"

PHASE 1 UPPER LEVEL DEMOLITION FLOOR PLAN AREA B

GENERAL NOTES

A. CONTRACTOR SHALL NOTIFY ARCHITECT IN WRITING OF DISCREPANCIES BETWEEN EXISTING CONDITIONS AND DRAWINGS BEFORE PROCEEDING WITH SELECTIVE DEMOLITION.

B. CONTRACTOR TO PROVIDE ANY TEMPORARY SHORING OF CEILING, FLOOR, ROOF, FOUNDATION, AND/OR WALL STRUCTURES UNTIL PERMANENT SUPPORT IS INSTALLED.

C. DEMOLITION WORK OF THIS CONTRACT INCLUDES ALL INCIDENTAL REMOVAL AND/OR MODIFICATION OF MINOR FEATURES NOT SPECIFICALLY INDICATED IN THE DRAWINGS BUT REQUIRED IN ORDER TO EXECUTE THE WORK.

D. HAZARDOUS MATERIAL ABATEMENT IS TO BE COMPLETED BY OWNER. HAZARDOUS MATERIAL INVENTORY REPORT IS AVAILABLE FOR REFERENCE FROM THE OWNER. CONTRACTOR SHALL NOTIFY THE OWNER IMMEDIATELY IF SUSPECTED HAZARDOUS MATERIALS ARE ENCOUNTERED AND HAZARDOUS MATERIALS SHALL BE ABATED BY OTHERS BEFORE PROCEEDING WITH SELECTIVE DEMOLITION.

E. CONTRACTOR TO PATCH ANY HOLES RESULTING FROM DEMOLITION WORK AND PATCH TO MATCH SURROUNDING FINISH MATERIAL.

F. CONTRACTOR TO NOTIFY THE ARCHITECT OF ANY HISTORICALLY SIGNIFICANT FEATURES UNCOVERED BEFORE DEMOLISHING THEM.

G. ALL HISTORIC ITEMS CALLED OUT TO BE SALVAGED NEED TO BE REMOVED CAREFULLY AND STORED FOR REINSTALLATION.

H. FIRE EXTINGUISHERS ON WALL TO BE REMOVED ARE TO BE RETURNED TO OWNER, DISPOSE CABINETS.

KEYNOTES

2.011	DISMANTLE HISTORIC DOOR AND SALVAGE FOR REINSTALLATION. REMOVE (E) FRAME.
2.034	DISMANTLE HISTORIC LIGHT FIXTURES AND SALVAGE FOR REINSTALLATION.
2.066	DASHED LINE REPRESENTS MARBLE BASE TO BE DISMANTLED AND SALVAGED FOR REINSTALLATION.
2.111	DISMANTLE HISTORIC CHAIR RAIL TRIM AND SALVAGE FOR REINSTALLATION.

DEMOLITION LEGEND

BUILDING ELEMENT REMOVE. DISPOSE UNLESS NOTED OTHERWISE FOR SALVAGE.

EXISTING TO REMAIN.

KEY MAP

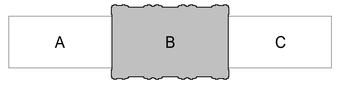

CRSA
ARCHITECTURE · PLANNING · INTERIORS
175 S MAIN STREET, STE 300 · SLC, UTAH 84111
801-355-5915 www.crsa-us.com

ARCHITECT
CRSA
175 S. MAIN ST., STE. 300
SALT LAKE CITY, UT 84111
C/O ZACH HESLOP
zheslop@crsa-us.com
(801)746-4974

STRUCTURAL ENGINEER
REAVELEY ENGINEERS + ASSOC.
615 EAST 500 SOUTH, SUITE 400
SALT LAKE CITY, UT 84102
C/O JEROD JOHNSON
jjohnson@reaveley.com
(801) 486-3883

MECHANICAL ENGINEER
COLVIN ENGINEERING ASSOC.
505 E. SOUTH TEMPLE
SALT LAKE CITY, UT 84102
C/O ALLEN EVANS
aevans@cea-ut.com
(801) 322-2400

ELECTRICAL ENGINEER
SPECTRUM ENGINEERING
324 STATE ST. STE. 400
SALT LAKE CITY, UT 84102
C/O MICHAEL FACKRELL
michael.fackrell@speceng.com
(801) 328-5151

CM/GC
GRAMOLL CONSTRUCTION
155 S 750 W
NORTH SALT LAKE, UT 84054
C/O JIM GRAMOLL
jim.gramoll@gramoll.com
(801) 295-2341

RIO GRANDE DEPOT SEISMIC UPGRADE

300 SOUTH RIO GRANDE STREET
SALT LAKE CITY, UT 84101

DFCM PROJECT #20229080

STAMP

STATE OF UTAH
ZACHARY M. HESLOP
11965299-0301
LICENSED ARCHITECT

10/17/2022

ISSUE TYPE:		DATE:
BP-01 DD		OCTOBER 3, 2022
1	ADD 01	October 19, 2022
2	ADD 02	October 27, 2022

PROJECT NUMBER:	21-031
DRAWN BY:	Author
CHECKED BY:	Checker

PHASE 1 UPPER LEVEL DEMOLITION FLOOR PLAN AREA B

1.AD102B

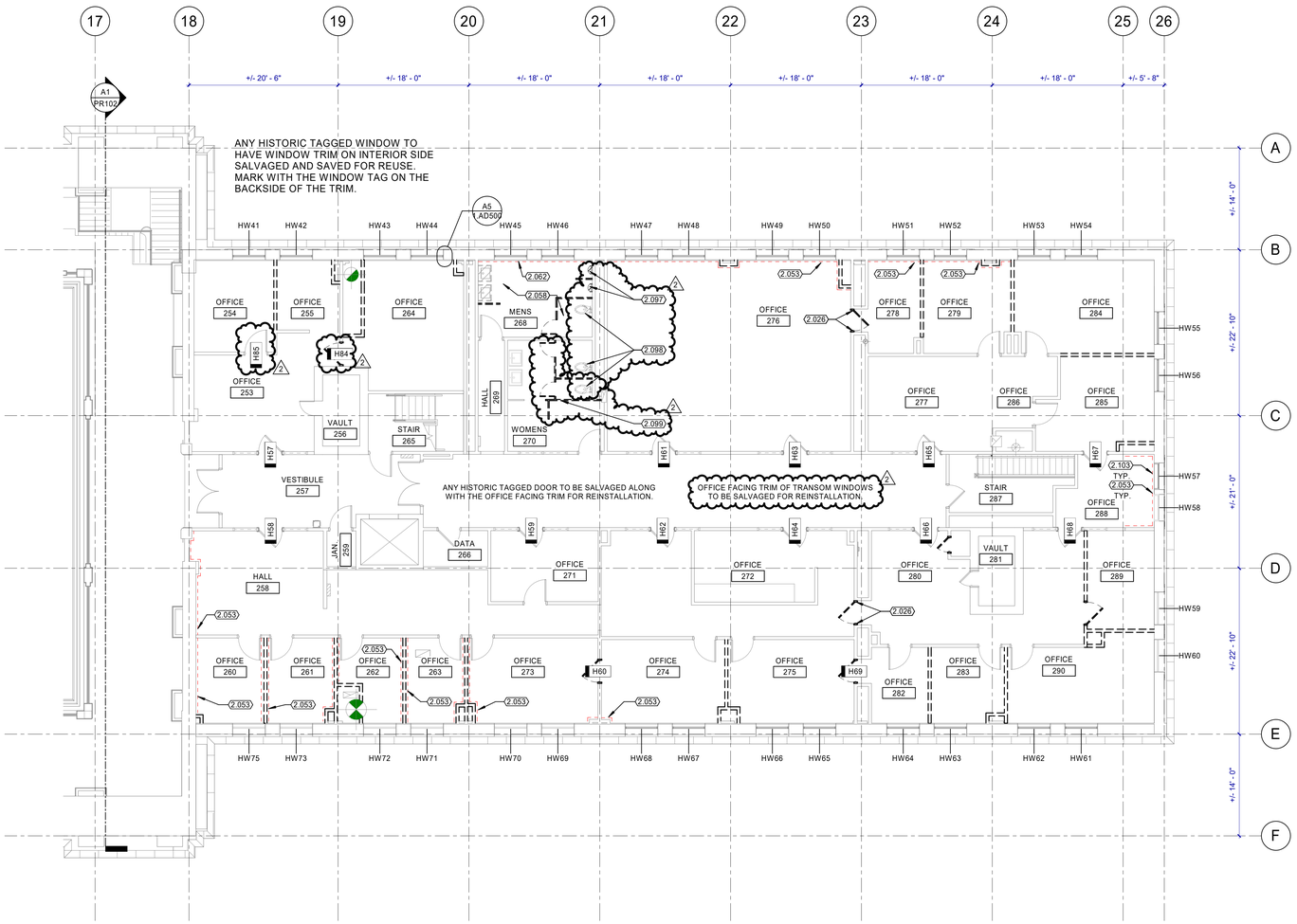

PHASE 1 UPPER LEVEL DEMOLITION FLOOR PLAN AREA C

N A1 AD102C 1/8" = 1'-0"

0' 2' 4' 8' 16' 32'

GENERAL NOTES

A. CONTRACTOR SHALL NOTIFY ARCHITECT IN WRITING OF DISCREPANCIES BETWEEN EXISTING CONDITIONS AND DRAWINGS BEFORE PROCEEDING WITH SELECTIVE DEMOLITION.

B. CONTRACTOR TO PROVIDE ANY TEMPORARY SHORING OF CEILING, FLOOR, ROOF, FOUNDATION, AND/OR WALL STRUCTURES UNTIL PERMANENT SUPPORT IS INSTALLED.

C. DEMOLITION WORK OF THIS CONTRACT INCLUDES ALL INCIDENTAL REMOVAL AND/OR MODIFICATION OF MINOR FEATURES NOT SPECIFICALLY INDICATED IN THE DRAWINGS BUT REQUIRED IN ORDER TO EXECUTE THE WORK.

D. HAZARDOUS MATERIAL ABATEMENT IS TO BE COMPLETED BY OWNER. HAZARDOUS MATERIAL INVENTORY REPORT IS AVAILABLE FOR REFERENCE FROM THE OWNER. CONTRACTOR SHALL NOTIFY THE OWNER IMMEDIATELY IF SUSPECTED HAZARDOUS MATERIALS ARE ENCOUNTERED AND HAZARDOUS MATERIALS SHALL BE ABATED BY OTHERS BEFORE PROCEEDING WITH SELECTIVE DEMOLITION.

E. CONTRACTOR TO PATCH ANY HOLES RESULTING FROM DEMOLITION WORK AND PATCH TO MATCH SURROUNDING FINISH MATERIAL.

F. CONTRACTOR TO NOTIFY THE ARCHITECT OF ANY HISTORICALLY SIGNIFICANT FEATURES UNCOVERED BEFORE DEMOLISHING THEM.

G. ALL HISTORIC ITEMS CALLED OUT TO BE SALVAGED NEED TO BE REMOVED CAREFULLY AND STORED FOR REINSTALLATION.

H. FIRE EXTINGUISHERS ON WALL TO BE REMOVED ARE TO BE RETURNED TO OWNER, DISPOSE CABINETS.

KEYNOTES

2.026	DISMANTLE HISTORIC INTERIOR DOOR TRIM AND SALVAGE FOR REINSTALLATION.
2.053	DASHED LINE REPRESENTS PAINTED BASEBOARD TO BE REMOVED. DISMANTLE TO NEAREST SEAM. SALVAGE FOR REINSTALLATION.
2.058	DISMANTLE MARBLE PARTITIONS, DOORS, SINKS, AND TOILETS AND SALVAGE FOR REINSTALLATION.
2.062	DASHED LINE REPRESENTS MARBLE WAINSCOT TO BE DISMANTLED AND SALVAGED FOR REINSTALLATION.
2.097	REMOVE URINAL. SALVAGE FOR REINSTALLATION.
2.098	REMOVE TOILET. SALVAGE FOR REINSTALLATION.
2.099	REMOVE PARTITIONS. SALVAGE FOR REINSTALLATION.
2.103	DASHED LINE REPRESENTS STONE BASEBOARD TO BE REMOVED. DISMANTLE TO NEAREST SEAM. SALVAGE FOR REINSTALLATION.

DEMOLITION LEGEND

BUILDING ELEMENT REMOVE. DISPOSE UNLESS NOTED OTHERWISE FOR SALVAGE.

EXISTING TO REMAIN.

KEY MAP



CRSA
ARCHITECTURE · PLANNING · INTERIORS
175 S MAIN STREET, STE 300 · SLC, UTAH 84111
801-355-5915 www.crsa-us.com

ARCHITECT
CRSA
175 S. MAIN ST., STE. 300
SALT LAKE CITY, UT 84111
C/O ZACH HESLOP
zheslop@crsa-us.com
(801)746-4974

STRUCTURAL ENGINEER
REAVELEY ENGINEERS + ASSOC.
675 EAST 500 SOUTH, SUITE 400
SALT LAKE CITY, UT 84102
C/O JEROD JOHNSON
jjohnson@reaveley.com
(801) 486-3883

MECHANICAL ENGINEER
COLVIN ENGINEERING ASSOC.
505 E. SOUTH TEMPLE
SALT LAKE CITY, UT 84102
C/O ALLEN EVANS
aevans@cea-ut.com
(801) 322-2400

ELECTRICAL ENGINEER
SPECTRUM ENGINEERING
324 STATE ST. STE. 400
SALT LAKE CITY, UT 84102
C/O MICHAEL FACKRELL
michael.fackrell@speceng.com
(801) 328-5151

CM/GC
GRAMOLL CONSTRUCTION
155 S 750 W
NORTH SALT LAKE, UT 84054
C/O JIM GRAMOLL
jim.gramoll@gramoll.com
(801) 295-2341

RIO GRANDE DEPOT SEISMIC UPGRADE

300 SOUTH RIO GRANDE STREET
SALT LAKE CITY, UT 84101

DFCM PROJECT #20229080

STAMP

STATE OF UTAH
ZACHARY M. HESLOP
11965299-0301
LICENSED ARCHITECT

10/17/2022

ISSUE TYPE:	DATE:
BP-01 DD	OCTOBER 3, 2022
1 ADD 01	October 19, 2022
2 ADD 02	October 27, 2022

PROJECT NUMBER:	21-031
DRAWN BY:	Author
CHECKED BY:	Checker

PHASE 1 UPPER LEVEL DEMOLITION FLOOR PLAN AREA C

1.AD102C

C:\Users\Author\Documents\project\21-031-file-share-heslop_zsgvnm_scratch.rvt
10/25/2022 2:02:39 PM

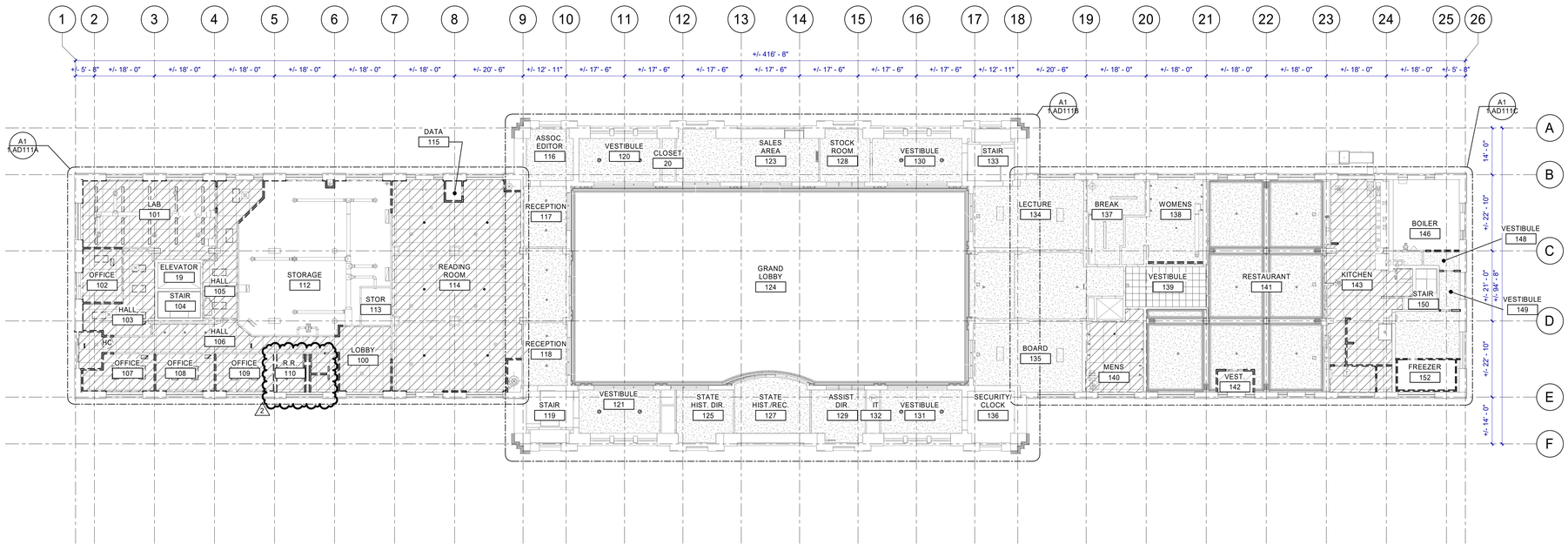

N A1 1.AD111 PHASE 1 MAIN FLOOR DEMO RCP

1/16" = 1'-0"

GENERAL NOTES

A. CONTRACTOR SHALL NOTIFY ARCHITECT IN WRITING OF DISCREPANCIES BETWEEN EXISTING CONDITIONS AND DRAWINGS BEFORE PROCEEDING WITH SELECTIVE DEMOLITION.

B. CONTRACTOR TO PROVIDE ANY TEMPORARY SHORING OF CEILING, FLOOR, ROOF, FOUNDATION, AND/OR WALL STRUCTURES UNTIL PERMANENT SUPPORT IS INSTALLED.

C. DEMOLITION WORK OF THIS CONTRACT INCLUDES ALL INCIDENTAL REMOVAL AND/OR MODIFICATION OF MINOR FEATURES NOT SPECIFICALLY INDICATED IN THE DRAWINGS BUT REQUIRED IN ORDER TO EXECUTE THE WORK.

D. HAZARDOUS MATERIAL ABATEMENT IS TO BE COMPLETED BY OWNER. HAZARDOUS MATERIAL INVENTORY REPORT IS AVAILABLE FOR REFERENCE FROM THE OWNER. CONTRACTOR SHALL NOTIFY THE OWNER IMMEDIATELY IF SUSPECTED HAZARDOUS MATERIALS ARE ENCOUNTERED AND HAZARDOUS MATERIALS SHALL BE ABATED BY OTHERS BEFORE PROCEEDING WITH SELECTIVE DEMOLITION.

E. CONTRACTOR TO PATCH ANY HOLES RESULTING FROM DEMOLITION WORK AND PATCH TO MATCH SURROUNDING FINISH MATERIAL.

F. CONTRACTOR TO NOTIFY THE ARCHITECT OF ANY HISTORICALLY SIGNIFICANT FEATURES UNCOVERED BEFORE DEMOLISHING THEM.

G. ALL HISTORIC ITEMS CALLED OUT TO BE SALVAGED NEED TO BE REMOVED CAREFULLY AND STORED FOR REINSTALLATION.

H. FIRE EXTINGUISHERS ON WALL TO BE REMOVED ARE TO BE RETURNED TO OWNER, DISPOSE CABINETS.

DEMOLITION LEGEND

DEMOLITION

EXISTING TO REMAIN

REMOVE EXISTING GYPSUM CEILING. DISPOSE. SEE 1.ED101 SHEETS FOR ELECTRICAL EQUIPMENT AND 1.MD100 SHEETS FOR MECHANICAL EQUIPMENT REMOVAL.

REMOVE EXISTING LAY-IN CEILING. DISPOSE. SEE 1.ED110 SHEETS FOR ELECTRICAL EQUIPMENT AND 1.MD100 SHEETS FOR MECHANICAL EQUIPMENT REMOVAL

EXISTING GYPSUM CEILING TO REMAIN

EXISTING ACT CEILING TO REMAIN

KEY MAP

A | B | C

CRSA

ARCHITECTURE · PLANNING · INTERIORS

175 S MAIN STREET, STE 300 · SLC, UTAH 84111

801-355-5915 www.crsa-us.com

ARCHITECT
CRSA
175 S. MAIN ST., STE. 300
SALT LAKE CITY, UT 84111
C/O ZACH HESLOP
zheslop@crsa-us.com
(801)746-4974

STRUCTURAL ENGINEER
REAVELEY ENGINEERS + ASSOC.
675 EAST 500 SOUTH, SUITE 400
SALT LAKE CITY, UT 84102
C/O JEROD JOHNSON
jjohnson@reaveley.com
(801) 486-3883

MECHANICAL ENGINEER
COLVIN ENGINEERING ASSOC.
505 E. SOUTH TEMPLE
SALT LAKE CITY, UT 84102
C/O ALLEN EVANS
aevans@cea-ut.com
(801) 322-2400

ELECTRICAL ENGINEER
SPECTRUM ENGINEERING
324 STATE ST. STE. 400
SALT LAKE CITY, UT 84102
C/O MICHAEL FACKRELL
michael.fackrell@speceng.com
(801) 328-5151

CM/GC
GRAMOLL CONSTRUCTION
155 S 750 W
NORTH SALT LAKE, UT 84054
C/O JIM GRAMOLL
jim.gramoll@gramoll.com
(801) 295-2341

RIO GRANDE DEPOT SEISMIC UPGRADE

300 SOUTH RIO GRANDE STREET
SALT LAKE CITY, UT 84101

DFCM PROJECT #20229080

STAMP

STATE OF UTAH · ZACHARY M. HESLOP · 11965299-0301 · LICENSED ARCHITECT

10/17/2022

ISSUE TYPE:		DATE:
BP-01 DD		OCTOBER 3, 2022
1	ADD 01	October 19, 2022
2	ADD 02	October 27, 2022

PROJECT NUMBER:	21-031
DRAWN BY:	Author
CHECKED BY:	Checker

PHASE 1 MAIN LEVEL DEMOLITION RCP

1.AD111

2022.07.21 Rio Grande Depot Seismic Upgrade(21-031 Rio Grande Depot Seismic Upgrade_Architecture.rvt

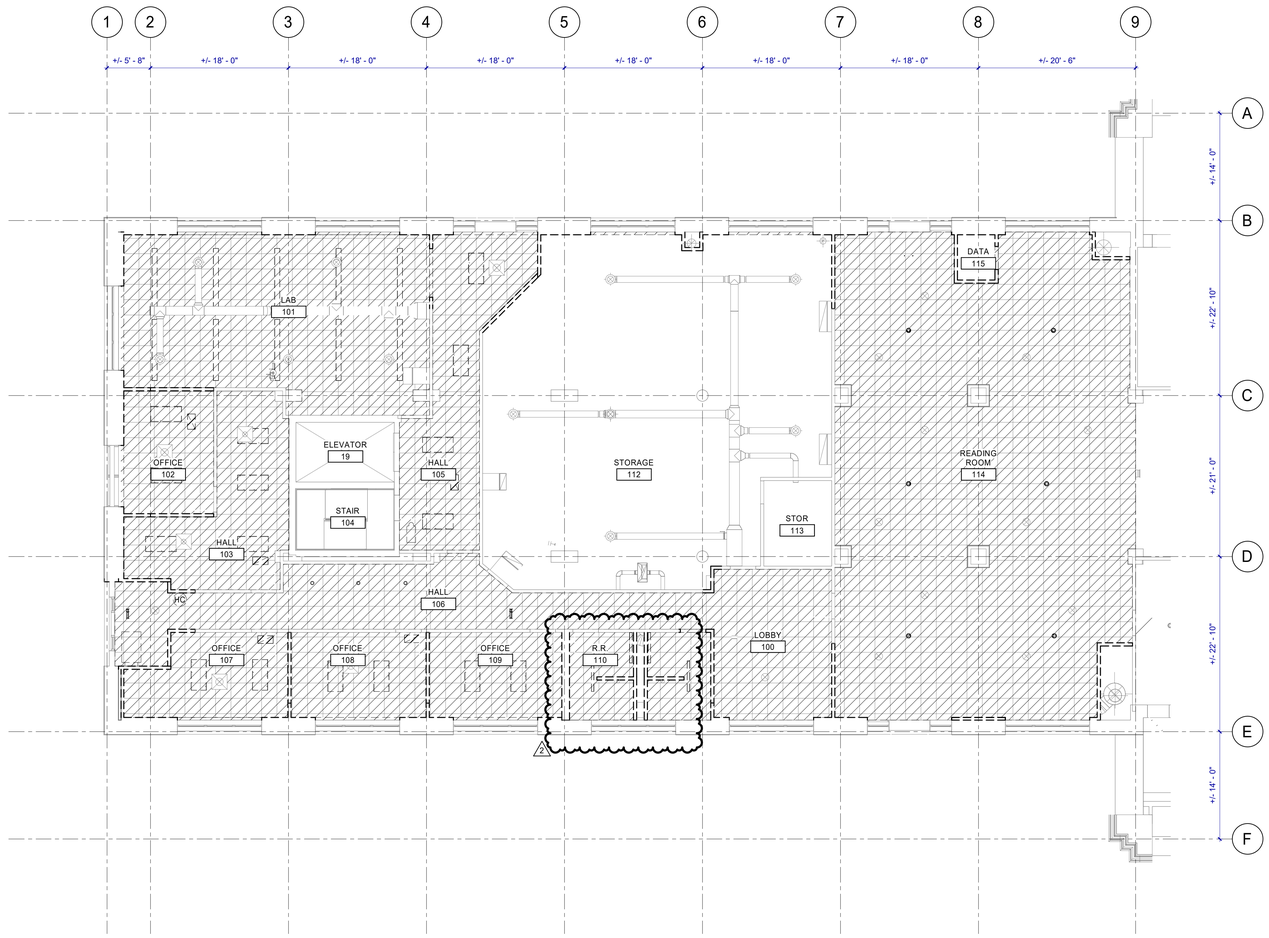

PHASE 1 MAIN LEVEL DEMOLITION RCP AREA A

N A1 1.AD111A

1/8" = 1'-0"

0' 2' 4' 8' 16' 32'

GENERAL NOTES

A. CONTRACTOR SHALL NOTIFY ARCHITECT IN WRITING OF DISCREPANCIES BETWEEN EXISTING CONDITIONS AND DRAWINGS BEFORE PROCEEDING WITH SELECTIVE DEMOLITION.

B. CONTRACTOR TO PROVIDE ANY TEMPORARY SHORING OF CEILING, FLOOR, ROOF, FOUNDATION, AND/OR WALL STRUCTURES UNTIL PERMANENT SUPPORT IS INSTALLED.

C. DEMOLITION WORK OF THIS CONTRACT INCLUDES ALL INCIDENTAL REMOVAL AND/OR MODIFICATION OF MINOR FEATURES NOT SPECIFICALLY INDICATED IN THE DRAWINGS BUT REQUIRED IN ORDER TO EXECUTE THE WORK.

D. HAZARDOUS MATERIAL ABATEMENT IS TO BE COMPLETED BY OWNER. HAZARDOUS MATERIAL INVENTORY REPORT IS AVAILABLE FOR REFERENCE FROM THE OWNER. CONTRACTOR SHALL NOTIFY THE OWNER IMMEDIATELY IF SUSPECTED HAZARDOUS MATERIALS ARE ENCOUNTERED AND HAZARDOUS MATERIALS SHALL BE ABATED BY OTHERS BEFORE PROCEEDING WITH SELECTIVE DEMOLITION.

E. CONTRACTOR TO PATCH ANY HOLES RESULTING FROM DEMOLITION WORK AND PATCH TO MATCH SURROUNDING FINISH MATERIAL.

F. CONTRACTOR TO NOTIFY THE ARCHITECT OF ANY HISTORICALLY SIGNIFICANT FEATURES UNCOVERED BEFORE DEMOLISHING THEM.

G. ALL HISTORIC ITEMS CALLED OUT TO BE SALVAGED NEED TO BE REMOVED CAREFULLY AND STORED FOR REINSTALLATION.

H. FIRE EXTINGUISHERS ON WALL TO BE REMOVED ARE TO BE RETURNED TO OWNER, DISPOSE CABINETS.

KEYNOTES

DEMOLITION LEGEND

DEMOLITION

EXISTING TO REMAIN

REMOVE EXISTING GYPSUM CEILING. DISPOSE. SEE 1.ED101 SHEETS FOR ELECTRICAL EQUIPMENT AND 1.MD100 SHEETS FOR MECHANICAL EQUIPMENT REMOVAL.

REMOVE EXISTING LAY-IN CEILING. DISPOSE. SEE 1.ED110 SHEETS FOR ELECTRICAL EQUIPMENT AND 1.MD100 SHEETS FOR MECHANICAL EQUIPMENT REMOVAL

EXISTING GYPSUM CEILING TO REMAIN

EXISTING ACT CEILING TO REMAIN

KEY MAP

A B C

CRSA

ARCHITECTURE · PLANNING · INTERIORS

175 S MAIN STREET, STE 300 · SLC, UTAH 84111

801-355-5915 www.crsa-us.com

ARCHITECT
CRSA
175 S. MAIN ST., STE. 300
SALT LAKE CITY, UT 84111
C/O ZACH HESLOP
zheslop@crsa-us.com
(801)746-4974

STRUCTURAL ENGINEER
REAVELEY ENGINEERS + ASSOC.
675 EAST 500 SOUTH, SUITE 400
SALT LAKE CITY, UT 84102
C/O JEROD JOHNSON
jjohnson@reaveley.com
(801) 486-3883

MECHANICAL ENGINEER
COLVIN ENGINEERING ASSOC.
505 E. SOUTH TEMPLE
SALT LAKE CITY, UT 84102
C/O ALLEN EVANS
aevans@cea-ut.com
(801) 322-2400

ELECTRICAL ENGINEER
SPECTRUM ENGINEERING
324 STATE ST. STE. 400
SALT LAKE CITY, UT 84102
C/O MICHAEL FACKRELL
michael.fackrell@speceng.com
(801) 328-5151

CM/GC
GRAMOLL CONSTRUCTION
155 S 750 W
NORTH SALT LAKE, UT 84054
C/O JIM GRAMOLL
jim.gramoll@gramoll.com
(801) 295-2341

RIO GRANDE DEPOT SEISMIC UPGRADE

300 SOUTH RIO GRANDE STREET
SALT LAKE CITY, UT 84101

DFCM PROJECT #20229080

STAMP

STATE OF UTAH
ZACHARY M. HESLOP
11965299-0301
LICENSED ARCHITECT

10/17/2022

ISSUE TYPE:		DATE:
BP-01 DD		OCTOBER 3, 2022
2	ADD 02	October 27, 2022

PROJECT NUMBER:	21-031
DRAWN BY:	Author
CHECKED BY:	Checker

PHASE 1 MAIN LEVEL DEMOLITION RCP AREA A

1.AD111A

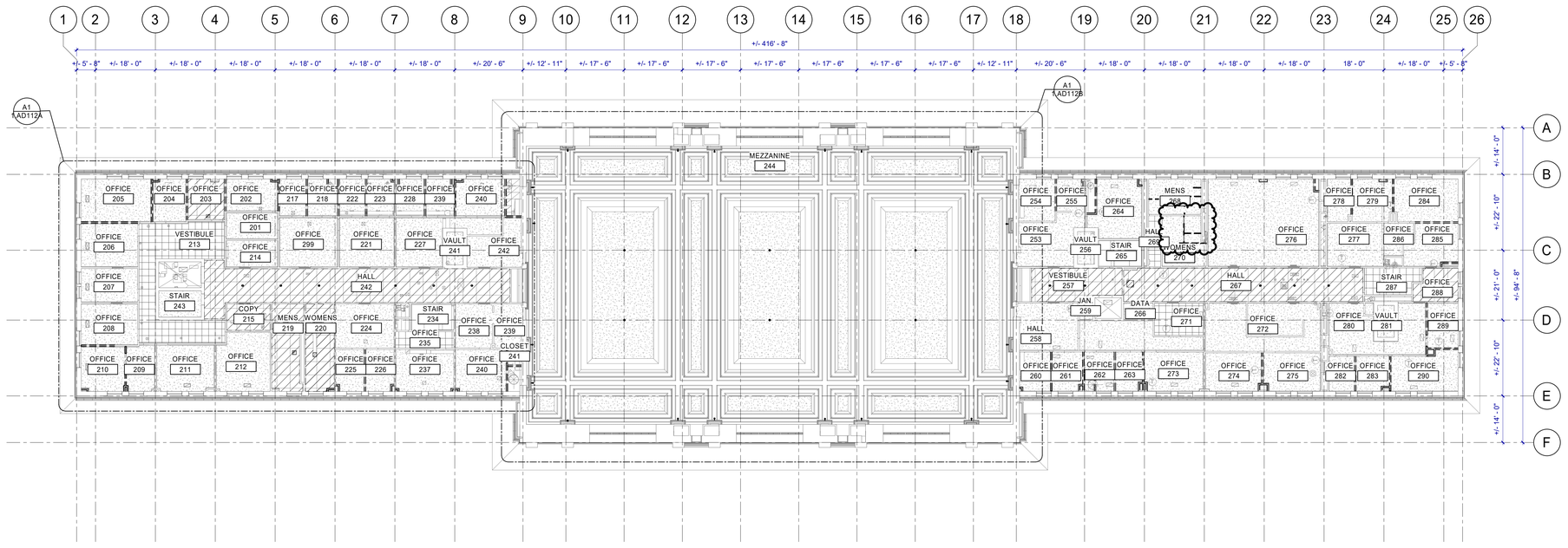

N A1 1.AD112 PHASE 1 UPPER LEVEL DEMOLITION RCP
1/16" = 1'-0"

GENERAL NOTES

A. CONTRACTOR SHALL NOTIFY ARCHITECT IN WRITING OF DISCREPANCIES BETWEEN EXISTING CONDITIONS AND DRAWINGS BEFORE PROCEEDING WITH SELECTIVE DEMOLITION.

B. CONTRACTOR TO PROVIDE ANY TEMPORARY SHORING OF CEILING, FLOOR, ROOF, FOUNDATION, AND/OR WALL STRUCTURES UNTIL PERMANENT SUPPORT IS INSTALLED.

C. DEMOLITION WORK OF THIS CONTRACT INCLUDES ALL INCIDENTAL REMOVAL AND/OR MODIFICATION OF MINOR FEATURES NOT SPECIFICALLY INDICATED IN THE DRAWINGS BUT REQUIRED IN ORDER TO EXECUTE THE WORK.

D. HAZARDOUS MATERIAL ABATEMENT IS TO BE COMPLETED BY OWNER. HAZARDOUS MATERIAL INVENTORY REPORT IS AVAILABLE FOR REFERENCE FROM THE OWNER. CONTRACTOR SHALL NOTIFY THE OWNER IMMEDIATELY IF SUSPECTED HAZARDOUS MATERIALS ARE ENCOUNTERED AND HAZARDOUS MATERIALS SHALL BE ABATED BY OTHERS BEFORE PROCEEDING WITH SELECTIVE DEMOLITION.

E. CONTRACTOR TO PATCH ANY HOLES RESULTING FROM DEMOLITION WORK AND PATCH TO MATCH SURROUNDING FINISH MATERIAL.

F. CONTRACTOR TO NOTIFY THE ARCHITECT OF ANY HISTORICALLY SIGNIFICANT FEATURES UNCOVERED BEFORE DEMOLISHING THEM.

G. ALL HISTORIC ITEMS CALLED OUT TO BE SALVAGED NEED TO BE REMOVED CAREFULLY AND STORED FOR REINSTALLATION.

H. FIRE EXTINGUISHERS ON WALL TO BE REMOVED ARE TO BE RETURNED TO OWNER, DISPOSE CABINETS.

DEMOLITION LEGEND

DEMOLITION

EXISTING TO REMAIN

REMOVE EXISTING GYPSUM CEILING. DISPOSE. SEE 1.ED101 SHEETS FOR ELECTRICAL EQUIPMENT AND 1.MD100 SHEETS FOR MECHANICAL EQUIPMENT REMOVAL.

REMOVE EXISTING LAY-IN CEILING. DISPOSE. SEE 1.ED110 SHEETS FOR ELECTRICAL EQUIPMENT AND 1.MD100 SHEETS FOR MECHANICAL EQUIPMENT REMOVAL

EXISTING GYPSUM CEILING TO REMAIN

EXISTING ACT CEILING TO REMAIN

KEY MAP

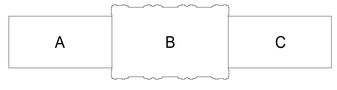

CRSA
ARCHITECTURE · PLANNING · INTERIORS
175 S MAIN STREET, STE 300 · SLC, UTAH 84111
801-355-5915 www.crsa-us.com

ARCHITECT
CRSA
175 S. MAIN ST., STE. 300
SALT LAKE CITY, UT 84111
C/O ZACH HESLOP
zheslop@crsa-us.com
(801)746-4974

STRUCTURAL ENGINEER
REAVELEY ENGINEERS + ASSOC.
675 EAST 500 SOUTH, SUITE 400
SALT LAKE CITY, UT 84102
C/O JEROD JOHNSON
jjohnson@reaveley.com
(801) 486-3883

MECHANICAL ENGINEER
COLVIN ENGINEERING ASSOC.
505 E. SOUTH TEMPLE
SALT LAKE CITY, UT 84102
C/O ALLEN EVANS
aevans@cea-ut.com
(801) 322-2400

ELECTRICAL ENGINEER
SPECTRUM ENGINEERING
324 STATE ST. STE. 400
SALT LAKE CITY, UT 84102
C/O MICHAEL FACKRELL
michael.fackrell@speceng.com
(801) 328-5151

CM/GC
GRAMOLL CONSTRUCTION
155 S 750 W
NORTH SALT LAKE, UT 84054
C/O JIM GRAMOLL
jim.gramoll@gramoll.com
(801) 295-2341

RIO GRANDE DEPOT SEISMIC UPGRADE

300 SOUTH RIO GRANDE STREET
SALT LAKE CITY, UT 84101

DFCM PROJECT #20229080

STAMP

STATE OF UTAH
ZACHARY M. HESLOP
11965299-0301
LICENSED ARCHITECT

10/17/2022

ISSUE TYPE:		DATE:
BP-01 DD		OCTOBER 3, 2022
1	ADD 01	October 19, 2022
2	ADD 02	October 27, 2022

PROJECT NUMBER:	21-031
DRAWN BY:	Author
CHECKED BY:	Checker

PHASE 1 UPPER LEVEL DEMOLITION RCP

1.AD112

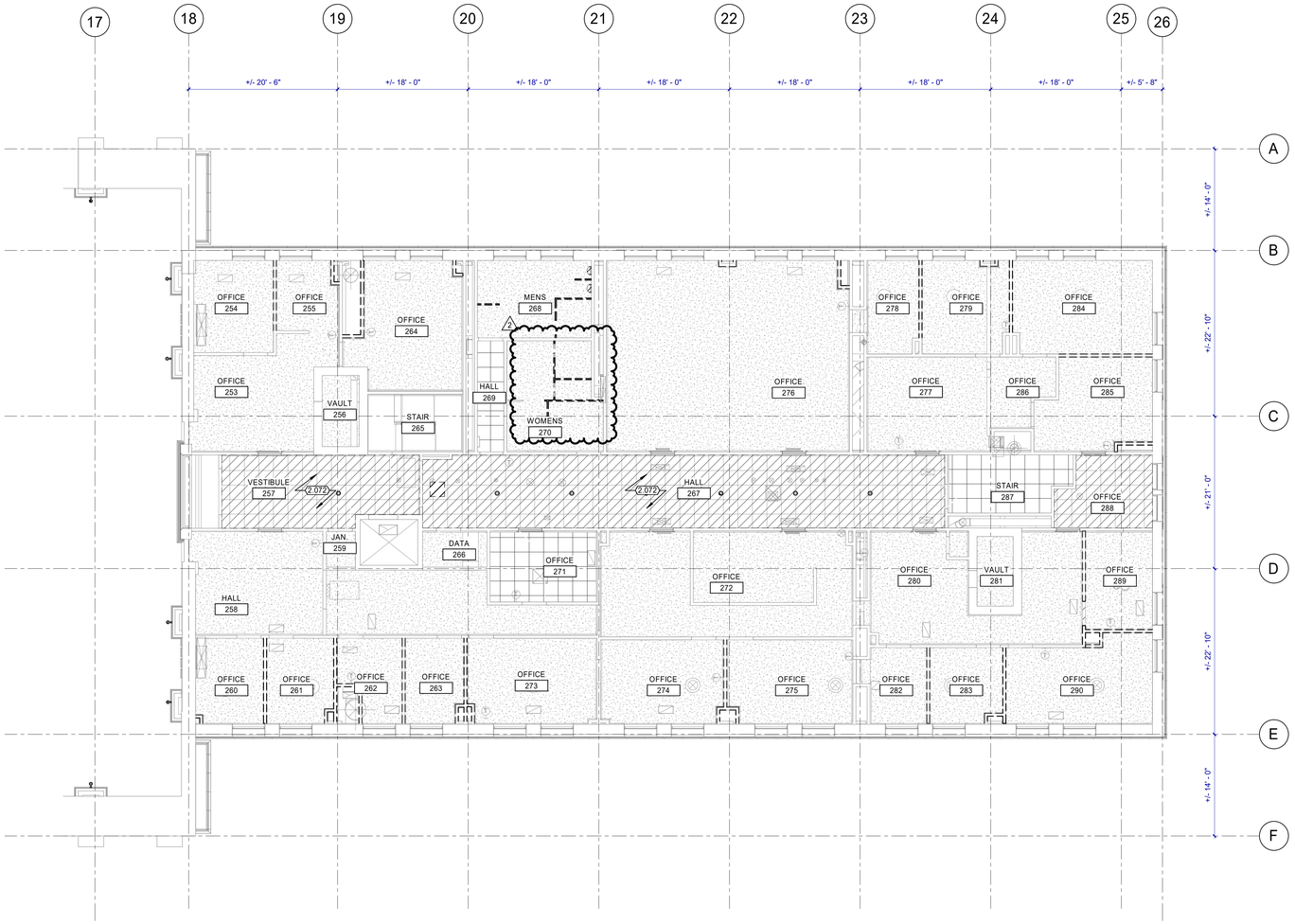

PHASE 1 UPPER LEVEL DEMOLITION RCP AREA C

N A1 1.AD112C 1/8" = 1'-0"

GENERAL NOTES

A. CONTRACTOR SHALL NOTIFY ARCHITECT IN WRITING OF DISCREPANCIES BETWEEN EXISTING CONDITIONS AND DRAWINGS BEFORE PROCEEDING WITH SELECTIVE DEMOLITION.

B. CONTRACTOR TO PROVIDE ANY TEMPORARY SHORING OF CEILING, FLOOR, ROOF, FOUNDATION, AND/OR WALL STRUCTURES UNTIL PERMANENT SUPPORT IS INSTALLED.

C. DEMOLITION WORK OF THIS CONTRACT INCLUDES ALL INCIDENTAL REMOVAL AND/OR MODIFICATION OF MINOR FEATURES NOT SPECIFICALLY INDICATED IN THE DRAWINGS BUT REQUIRED IN ORDER TO EXECUTE THE WORK.

D. HAZARDOUS MATERIAL ABATEMENT IS TO BE COMPLETED BY OWNER. HAZARDOUS MATERIAL INVENTORY REPORT IS AVAILABLE FOR REFERENCE FROM THE OWNER. CONTRACTOR SHALL NOTIFY THE OWNER IMMEDIATELY IF SUSPECTED HAZARDOUS MATERIALS ARE ENCOUNTERED AND HAZARDOUS MATERIALS SHALL BE ABATED BY OTHERS BEFORE PROCEEDING WITH SELECTIVE DEMOLITION.

E. CONTRACTOR TO PATCH ANY HOLES RESULTING FROM DEMOLITION WORK AND PATCH TO MATCH SURROUNDING FINISH MATERIAL.

F. CONTRACTOR TO NOTIFY THE ARCHITECT OF ANY HISTORICALLY SIGNIFICANT FEATURES UNCOVERED BEFORE DEMOLISHING THEM.

G. ALL HISTORIC ITEMS CALLED OUT TO BE SALVAGED NEED TO BE REMOVED CAREFULLY AND STORED FOR REINSTALLATION.

H. FIRE EXTINGUISHERS ON WALL TO BE REMOVED ARE TO BE RETURNED TO OWNER, DISPOSE CABINETS.

KEYNOTES

2.072	DISMANTLE AND SALVAGE LIGHT FIXTURES IN CORRIDOR.

DEMOLITION LEGEND

DEMOLITION

EXISTING TO REMAIN

REMOVE EXISTING GYPSUM CEILING. DISPOSE. SEE 1.ED101 SHEETS FOR ELECTRICAL EQUIPMENT AND 1.MD100 SHEETS FOR MECHANICAL EQUIPMENT REMOVAL.

REMOVE EXISTING LAY-IN CEILING. DISPOSE. SEE 1.ED110 SHEETS FOR ELECTRICAL EQUIPMENT AND 1.MD100 SHEETS FOR MECHANICAL EQUIPMENT REMOVAL

EXISTING GYPSUM CEILING TO REMAIN

EXISTING ACT CEILING TO REMAIN

KEY MAP



CRSA
ARCHITECTURE · PLANNING · INTERIORS
175 S MAIN STREET, STE 300 · SLC, UTAH 84111
801-355-5915 www.crsa-us.com

ARCHITECT
CRSA — C/O ZACH HESLOP
175 S. MAIN ST., STE. 300 — zheslop@crsa-us.com
SALT LAKE CITY, UT 84111 — (801)746-4974

STRUCTURAL ENGINEER
REAVELEY ENGINEERS + ASSOC. — C/O JEROD JOHNSON
675 EAST 500 SOUTH, SUITE 400 — jjohnson@reaveley.com
SALT LAKE CITY, UT 84102 — (801) 486-3883

MECHANICAL ENGINEER
COLVIN ENGINEERING ASSOC. — C/O ALLEN EVANS
505 E. SOUTH TEMPLE — aevans@cea-ut.com
SALT LAKE CITY, UT 84102 — (801) 322-2400

ELECTRICAL ENGINEER
SPECTRUM ENGINEERING — C/O MICHAEL FACKRELL
324 STATE ST. STE. 400 — michael.fackrell@speceng.com
SALT LAKE CITY, UT 84102 — (801) 328-5151

CM/GC
GRAMOLL CONSTRUCTION — C/O JIM GRAMOLL
155 S 750 W — jim.gramoll@gramoll.com
NORTH SALT LAKE, UT 84054 — (801) 295-2341

RIO GRANDE DEPOT SEISMIC UPGRADE

300 SOUTH RIO GRANDE STREET
SALT LAKE CITY, UT 84101

DFCM PROJECT #20229080

STAMP

STATE OF UTAH — ZACHARY M. HESLOP — 11965299-0301 — LICENSED ARCHITECT

10/17/2022

ISSUE TYPE:		DATE:
BP-01 DD		OCTOBER 3, 2022
1	ADD 01	October 19, 2022
2	ADD 02	October 27, 2022

PROJECT NUMBER:	21-031
DRAWN BY:	Author
CHECKED BY:	Checker

PHASE 1 UPPER LEVEL DEMOLITION RCP AREA C

1.AD112C

Z:\21-031 Rio Grande Depot Seismic Upgrade\21-031 Rio Grande Depot Seismic Upgrade_Architecture.rvt
10/17/2022 2:51:13 PM

HISTORIC SALVAGE DOOR SCHEDULE

Mark	Comments
H1	DISMANTLE HISTORIC INTERIOR DOOR TRIM FOR REINSTALLATION. PROTECT EXISTING DOOR.
H2	PROTECT EXISTING DOOR.
H3	PROTECT EXISTING DOOR.
H4	PROTECT EXISTING DOOR.
H5	PROTECT EXISTING DOOR.
H6	PROTECT EXISTING DOOR.
H7	PROTECT EXISTING DOOR.
H8	DISMANTLE HISTORIC DOOR AND TRIM. SALVAGE FOR REINSTALLATION.
H9	DISMANTLE HISTORIC DOOR AND TRIM. SALVAGE FOR REINSTALLATION.
H10	PROTECT EXISTING DOOR.
H11	PROTECT EXISTING DOOR.
H12	PROTECT EXISTING DOOR.
H13	PROTECT EXISTING DOOR.
H14	PROTECT EXISTING DOOR.
H15	PROTECT EXISTING DOOR.
H16	DISMANTLE HISTORIC INTERIOR DOOR TRIM FOR REINSTALLATION. PROTECT EXISTING DOOR.
H17	DISMANTLE HISTORIC DOOR AND TRIM. SALVAGE FOR REINSTALLATION.
H18	DISMANTLE HISTORIC DOOR AND TRIM. SALVAGE FOR REINSTALLATION.
H19	DISMANTLE HISTORIC DOOR AND TRIM. SALVAGE FOR REINSTALLATION.
H21	DISMANTLE HISTORIC INTERIOR DOOR TRIM FOR REINSTALLATION. PROTECT EXISTING DOOR.
H22	PROTECT EXISTING DOOR.
H23	PROTECT EXISTING DOOR.
H24	PROTECT EXISTING DOOR.
H25	PROTECT EXISTING DOOR.
H26	PROTECT EXISTING DOOR.
H27	PROTECT EXISTING DOOR.
H28	DISMANTLE HISTORIC DOOR AND TRIM. SALVAGE FOR REINSTALLATION.
H29	DISMANTLE HISTORIC DOOR AND TRIM. SALVAGE FOR REINSTALLATION.
H30	DISMANTLE HISTORIC DOOR AND TRIM. SALVAGE FOR REINSTALLATION.
H31	PROTECT EXISTING DOOR.
H32	PROTECT EXISTING DOOR.
H33	PROTECT EXISTING DOOR.
H34	PROTECT EXISTING DOOR.
H35	PROTECT EXISTING DOOR.
H36	PROTECT EXISTING DOOR.
H37	DISMANTLE HISTORIC DOOR AND TRIM. SALVAGE FOR REINSTALLATION.
H38	DISMANTLE HISTORIC INTERIOR DOOR TRIM FOR REINSTALLATION. PROTECT EXISTING DOOR.
H41	DISMANTLE HISTORIC DOOR AND TRIM. SALVAGE FOR REINSTALLATION.
H43	DISMANTLE HISTORIC DOOR AND KITCHEN SIDE TRIM FOR REINSTALLATION.
H44	DISMANTLE HISTORIC DOOR AND KITCHEN SIDE TRIM FOR REINSTALLATION.
H46	DISMANTLE HISTORIC DOOR AND TRIM. SALVAGE FOR REINSTALLATION.
H47	DISMANTLE HISTORIC DOOR AND TRIM. SALVAGE FOR REINSTALLATION.
H48	DISMANTLE HISTORIC INTERIOR DOOR TRIM FOR REINSTALLATION. PROTECT EXISTING DOOR.
H49	PROTECT EXISTING DOOR.
H50	PROTECT EXISTING DOOR.
H51	PROTECT EXISTING DOOR.
H52	PROTECT EXISTING DOOR.
H53	PROTECT EXISTING DOOR.
H54	PROTECT EXISTING DOOR.
H55	PROTECT EXISTING DOOR.
H56	PROTECT EXISTING DOOR.
H57	DISMANTLE HISTORIC DOOR AND OFFICE SIDE TRIM FOR REINSTALLATION.
H58	DISMANTLE HISTORIC DOOR AND OFFICE SIDE TRIM FOR REINSTALLATION.
H59	DISMANTLE HISTORIC DOOR AND OFFICE SIDE TRIM FOR REINSTALLATION.
H60	DISMANTLE HISTORIC DOOR AND TRIM. SALVAGE FOR REINSTALLATION.
H61	DISMANTLE HISTORIC DOOR AND OFFICE SIDE TRIM FOR REINSTALLATION.
H62	DISMANTLE HISTORIC DOOR AND OFFICE SIDE TRIM FOR REINSTALLATION.
H63	DISMANTLE HISTORIC DOOR AND OFFICE SIDE TRIM FOR REINSTALLATION.
H64	DISMANTLE HISTORIC DOOR AND OFFICE SIDE TRIM FOR REINSTALLATION.
H65	DISMANTLE HISTORIC DOOR AND OFFICE SIDE TRIM FOR REINSTALLATION.
H66	DISMANTLE HISTORIC DOOR AND OFFICE SIDE TRIM FOR REINSTALLATION.
H67	DISMANTLE HISTORIC DOOR AND OFFICE SIDE TRIM FOR REINSTALLATION.
H68	DISMANTLE HISTORIC DOOR AND OFFICE SIDE TRIM FOR REINSTALLATION.
H69	DISMANTLE HISTORIC DOOR AND TRIM. SALVAGE FOR REINSTALLATION.
H70	DISMANTLE HISTORIC DOOR AND OFFICE SIDE TRIM FOR REINSTALLATION.
H71	DISMANTLE HISTORIC DOOR AND OFFICE SIDE TRIM FOR REINSTALLATION.
H72	DISMANTLE HISTORIC DOOR AND OFFICE SIDE TRIM FOR REINSTALLATION.
H73	DISMANTLE HISTORIC DOOR AND OFFICE SIDE TRIM FOR REINSTALLATION.
H74	DISMANTLE HISTORIC DOOR AND OFFICE SIDE TRIM FOR REINSTALLATION.
H75	DISMANTLE HISTORIC DOOR AND OFFICE SIDE TRIM FOR REINSTALLATION.
H76	DISMANTLE HISTORIC DOOR AND OFFICE SIDE TRIM FOR REINSTALLATION.
H78	DISMANTLE HISTORIC DOOR AND OFFICE SIDE TRIM FOR REINSTALLATION.
H79	DISMANTLE HISTORIC DOOR AND OFFICE SIDE TRIM FOR REINSTALLATION.
H80	DISMANTLE HISTORIC DOOR AND TRIM. SALVAGE FOR REINSTALLATION.
H81	DISMANTLE HISTORIC DOOR AND TRIM. SALVAGE FOR REINSTALLATION.
H82	DISMANTLE HISTORIC DOOR AND OFFICE SIDE TRIM FOR REINSTALLATION.
H83	DISMANTLE HISTORIC DOOR AND OFFICE SIDE TRIM FOR REINSTALLATION.
H84	DISMANTLE HISTORIC DOOR AND TRIM ON NORTH SIDE. SALVAGE FOR REINSTALLATION. SOUTH SIDE TRIM MAY BE DISPOSED.
H85	DISMANTLE HISTORIC DOOR. SALVAGE FOR REINSTALLATION.

2

NOTE: DEMOLISHED DOORS WITHOUT DOOR TAGS ARE TO BE REMOVED AND DISPOSED BY CONTRACTOR.

CRSA

ARCHITECTURE · PLANNING · INTERIORS

175 S MAIN STREET, STE 300 · SLC, UTAH 84111
801-355-5915 www.crsa-us.com

ARCHITECT
CRSA
175 S. MAIN ST., STE. 300
SALT LAKE CITY, UT 84111
C/O ZACH HESLOP
zheslop@crsa-us.com
(801)746-4974

STRUCTURAL ENGINEER
REAVELEY ENGINEERS + ASSOC.
675 EAST 500 SOUTH, SUITE 400
SALT LAKE CITY, UT 84102
C/O JEROD JOHNSON
jjohnson@reaveley.com
(801) 486-3883

MECHANICAL ENGINEER
COLVIN ENGINEERING ASSOC.
505 E. SOUTH TEMPLE
SALT LAKE CITY, UT 84102
C/O ALLEN EVANS
aevans@cea-ut.com
(801) 322-2400

ELECTRICAL ENGINEER
SPECTRUM ENGINEERING
324 STATE ST. STE. 400
SALT LAKE CITY, UT 84102
C/O MICHAEL FACKRELL
michael.fackrell@speceng.com
(801) 328-5151

CM/GC
GRAMOLL CONSTRUCTION
155 S 750 W
NORTH SALT LAKE, UT 84054
C/O JIM GRAMOLL
jim.gramoll@gramoll.com
(801) 295-2341

RIO GRANDE DEPOT SEISMIC UPGRADE

300 SOUTH RIO GRANDE STREET
SALT LAKE CITY, UT 84101

DFCM PROJECT #20229080

STAMP

STATE OF UTAH
ZACHARY M. HESLOP
11965299-0301
LICENSED ARCHITECT

10/17/2022

ISSUE TYPE:		DATE:
BP-01 DD		OCTOBER 3, 2022
1	ADD 01	October 19, 2022
2	ADD 02	October 27, 2022

PROJECT NUMBER:	21-031
DRAWN BY:	Author
CHECKED BY:	Checker

HISTORIC SALVAGE DOOR SCHEDULE

1.AD600

10/17/2022 2:52:29 PM C:\Users\zheslop\Desktop\Projects\21-031 Rio Grande Depot\Drawings\Arch\21-031_Architecture.rvt

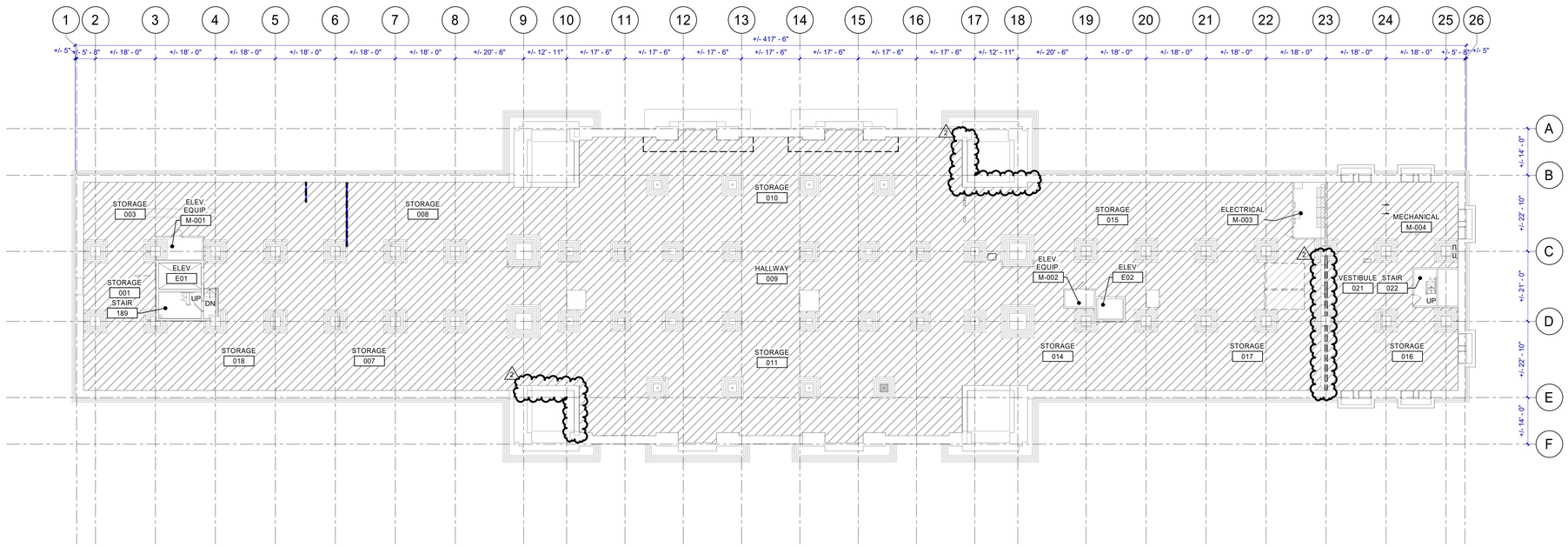

PHASE 2 BASEMENT DEMOLITION FLOOR PLAN

N A1 / 2.AD100

1/16" = 1'-0"

GENERAL NOTES

A. CONTRACTOR SHALL NOTIFY ARCHITECT IN WRITING OF DISCREPANCIES BETWEEN EXISTING CONDITIONS AND DRAWINGS BEFORE PROCEEDING WITH SELECTIVE DEMOLITION.

B. CONTRACTOR TO PROVIDE ANY TEMPORARY SHORING OF CEILING, FLOOR, ROOF, FOUNDATION, AND/OR WALL STRUCTURES UNTIL PERMANENT SUPPORT IS INSTALLED.

C. DEMOLITION WORK OF THIS CONTRACT INCLUDES ALL INCIDENTAL REMOVAL AND/OR MODIFICATION OF MINOR FEATURES NOT SPECIFICALLY INDICATED IN THE DRAWINGS BUT REQUIRED IN ORDER TO EXECUTE THE WORK.

D. HAZARDOUS MATERIAL ABATEMENT IS TO BE COMPLETED BY OWNER. HAZARDOUS MATERIAL INVENTORY REPORT IS AVAILABLE FOR REFERENCE FROM THE OWNER. CONTRACTOR SHALL NOTIFY THE OWNER IMMEDIATELY IF SUSPECTED HAZARDOUS MATERIALS ARE ENCOUNTERED AND HAZARDOUS MATERIALS SHALL BE ABATED BY OTHERS BEFORE PROCEEDING WITH SELECTIVE DEMOLITION.

E. CONTRACTOR TO PATCH ANY HOLES RESULTING FROM DEMOLITION WORK AND PATCH TO MATCH SURROUNDING FINISH MATERIAL.

F. CONTRACTOR TO NOTIFY THE ARCHITECT OF ANY HISTORICALLY SIGNIFICANT FEATURES UNCOVERED BEFORE DEMOLISHING THEM.

G. ALL HISTORIC ITEMS CALLED OUT TO BE SALVAGED NEED TO BE REMOVED CAREFULLY AND STORED FOR REINSTALLATION.

H. FIRE EXTINGUISHERS ON WALL TO BE REMOVED ARE TO BE RETURNED TO OWNER, DISPOSE CABINETS.

DEMOLITION LEGEND

- BUILDING ELEMENT REMOVE AND DISPOSE.
- EXISTING TO REMAIN.
- FLOOR SLAB REMOVE. DISPOSE.
- WALL/ FINISHES REMOVE BY OWNER.
- PLASTER WALLS ONLY REMOVE BY OWNER.
- REMOVE EXISTING CARPET U.N.O. DISPOSE. SEE STRUCTURAL SD SHEETS FOR EXTENT OF FLOOR SLAB REMOVAL BELOW EXISTING FINISHES AND SHORING REQUIREMENTS.

KEY MAP

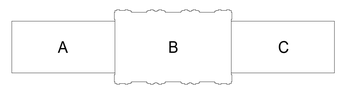

CRSA
ARCHITECTURE · PLANNING · INTERIORS
175 S MAIN STREET, STE 300 · SLC, UTAH 84111
801-355-5915 www.crsa-us.com

ARCHITECT
CRSA
175 S. MAIN ST., STE. 300
SALT LAKE CITY, UT 84111
C/O ZACH HESLOP
zheslop@crsa-us.com
(801)746-4974

STRUCTURAL ENGINEER
REAVELEY ENGINEERS + ASSOC.
675 EAST 500 SOUTH, SUITE 400
SALT LAKE CITY, UT 84102
C/O JEROD JOHNSON
jjohnson@reaveley.com
(801) 486-3883

MECHANICAL ENGINEER
COLVIN ENGINEERING ASSOC.
505 E. SOUTH TEMPLE
SALT LAKE CITY, UT 84102
C/O ALLEN EVANS
aevans@cea-ut.com
(801) 322-2400

ELECTRICAL ENGINEER
SPECTRUM ENGINEERING
324 STATE ST. STE. 400
SALT LAKE CITY, UT 84102
C/O MICHAEL FACKRELL
michael.fackrell@speceng.com
(801) 328-5151

CM/GC
GRAMOLL CONSTRUCTION
155 S 750 W
NORTH SALT LAKE, UT 84054
C/O JIM GRAMOLL
jim.gramoll@gramoll.com
(801) 295-2341

RIO GRANDE DEPOT SEISMIC UPGRADE

300 SOUTH RIO GRANDE STREET
SALT LAKE CITY, UT 84101

DFCM PROJECT #20229080

STAMP

STATE OF UTAH — ZACHARY M. HESLOP — 11965299-0301 — LICENSED ARCHITECT

10/17/2022

ISSUE TYPE:		DATE:
BP-02 DD		OCTOBER 3, 2022
1	ADD 01	October 19, 2022
2	ADD 02	October 27, 2022

PROJECT NUMBER:	21-031
DRAWN BY:	Author
CHECKED BY:	Checker

PHASE 2 BASEMENT DEMOLITION FLOOR PLAN

2.AD100

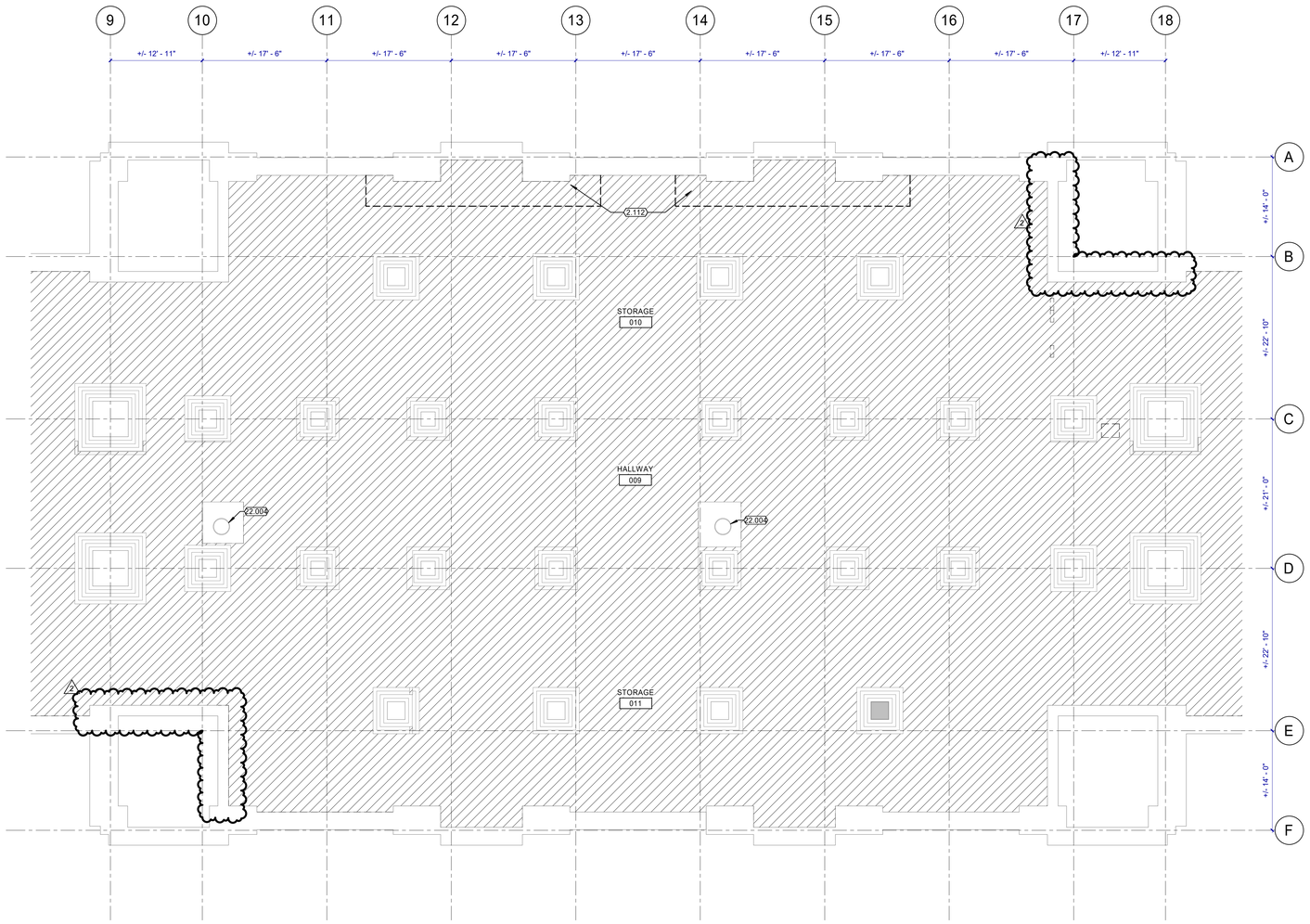

PHASE 2 BASEMENT DEMOLITION FLOOR PLAN AREA B

N A1 2.AD100B 1/8" = 1'-0"

GENERAL NOTES

A. CONTRACTOR SHALL NOTIFY ARCHITECT IN WRITING OF DISCREPANCIES BETWEEN EXISTING CONDITIONS AND DRAWINGS BEFORE PROCEEDING WITH SELECTIVE DEMOLITION.

B. CONTRACTOR TO PROVIDE ANY TEMPORARY SHORING OF CEILING, FLOOR, ROOF, FOUNDATION, AND/OR WALL STRUCTURES UNTIL PERMANENT SUPPORT IS INSTALLED.

C. DEMOLITION WORK OF THIS CONTRACT INCLUDES ALL INCIDENTAL REMOVAL AND/OR MODIFICATION OF MINOR FEATURES NOT SPECIFICALLY INDICATED IN THE DRAWINGS BUT REQUIRED IN ORDER TO EXECUTE THE WORK.

D. HAZARDOUS MATERIAL ABATEMENT IS TO BE COMPLETED BY OWNER. HAZARDOUS MATERIAL INVENTORY REPORT IS AVAILABLE FOR REFERENCE FROM THE OWNER. CONTRACTOR SHALL NOTIFY THE OWNER IMMEDIATELY IF SUSPECTED HAZARDOUS MATERIALS ARE ENCOUNTERED AND HAZARDOUS MATERIALS SHALL BE ABATED BY OTHERS BEFORE PROCEEDING WITH SELECTIVE DEMOLITION.

E. CONTRACTOR TO PATCH ANY HOLES RESULTING FROM DEMOLITION WORK AND PATCH TO MATCH SURROUNDING FINISH MATERIAL.

F. CONTRACTOR TO NOTIFY THE ARCHITECT OF ANY HISTORICALLY SIGNIFICANT FEATURES UNCOVERED BEFORE DEMOLISHING THEM.

G. ALL HISTORIC ITEMS CALLED OUT TO BE SALVAGED NEED TO BE REMOVED CAREFULLY AND STORED FOR REINSTALLATION.

H. FIRE EXTINGUISHERS ON WALL TO BE REMOVED ARE TO BE RETURNED TO OWNER, DISPOSE CABINETS.

KEYNOTES

2.112	REMOVE EXISTING CONCRETE SHELF. DISPOSE.
22.004	SUMP PUMP TO REMAIN, SEE PLUMBING ...

DEMOLITION LEGEND

- BUILDING ELEMENT REMOVE AND DISPOSE.
- EXISTING TO REMAIN.
- FLOOR SLAB REMOVE. DISPOSE.
- WALL/ FINISHES REMOVE BY OWNER.
- PLASTER WALLS ONLY REMOVE BY OWNER.
- REMOVE EXISTING CARPET U.N.O. DISPOSE. SEE STRUCTURAL SD SHEETS FOR EXTENT OF FLOOR SLAB REMOVAL BELOW EXISTING FINISHES AND SHORING REQUIREMENTS.

KEY MAP

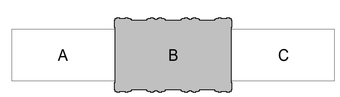

CRSA
ARCHITECTURE · PLANNING · INTERIORS
175 S MAIN STREET, STE 300 · SLC, UTAH 84111
801-355-5915 www.crsa-us.com

ARCHITECT
CRSA
175 S. MAIN ST., STE. 300
SALT LAKE CITY, UT 84111
C/O ZACH HESLOP
zheslop@crsa-us.com
(801)746-4974

STRUCTURAL ENGINEER
REAVELEY ENGINEERS + ASSOC.
675 EAST 500 SOUTH, SUITE 400
SALT LAKE CITY, UT 84102
C/O JEROD JOHNSON
jjohnson@reaveley.com
(801) 486-3883

MECHANICAL ENGINEER
COLVIN ENGINEERING ASSOC.
505 E. SOUTH TEMPLE
SALT LAKE CITY, UT 84102
C/O ALLEN EVANS
aevans@cea-ut.com
(801) 322-2400

ELECTRICAL ENGINEER
SPECTRUM ENGINEERING
324 STATE ST. STE. 400
SALT LAKE CITY, UT 84102
C/O MICHAEL FACKRELL
michael.fackrell@speceng.com
(801) 328-5151

CM/GC
GRAMOLL CONSTRUCTION
155 S 750 W
NORTH SALT LAKE, UT 84054
C/O JIM GRAMOLL
jim.gramoll@gramoll.com
(801) 295-2341

RIO GRANDE DEPOT SEISMIC UPGRADE

300 SOUTH RIO GRANDE STREET
SALT LAKE CITY, UT 84101

DFCM PROJECT #20229080

STAMP

STATE OF UTAH — ZACHARY M. HESLOP — 11965299-0301 — LICENSED ARCHITECT

10/17/2022

ISSUE TYPE:		DATE:
BP-02 DD		OCTOBER 3, 2022
1	ADD 01	October 19, 2022
2	ADD 02	October 27, 2022

PROJECT NUMBER:	21-031
DRAWN BY:	Author
CHECKED BY:	Checker

PHASE 2 BASEMENT DEMOLITION FLOOR PLAN AREA B

2.AD100B

Z:\2021\21-031 Rio Grande Depot Seismic Upgrade\21-031 Rio Grande Depot Seismic Upgrade_Architecture.rvt
10/17/2022 2:51:13 PM

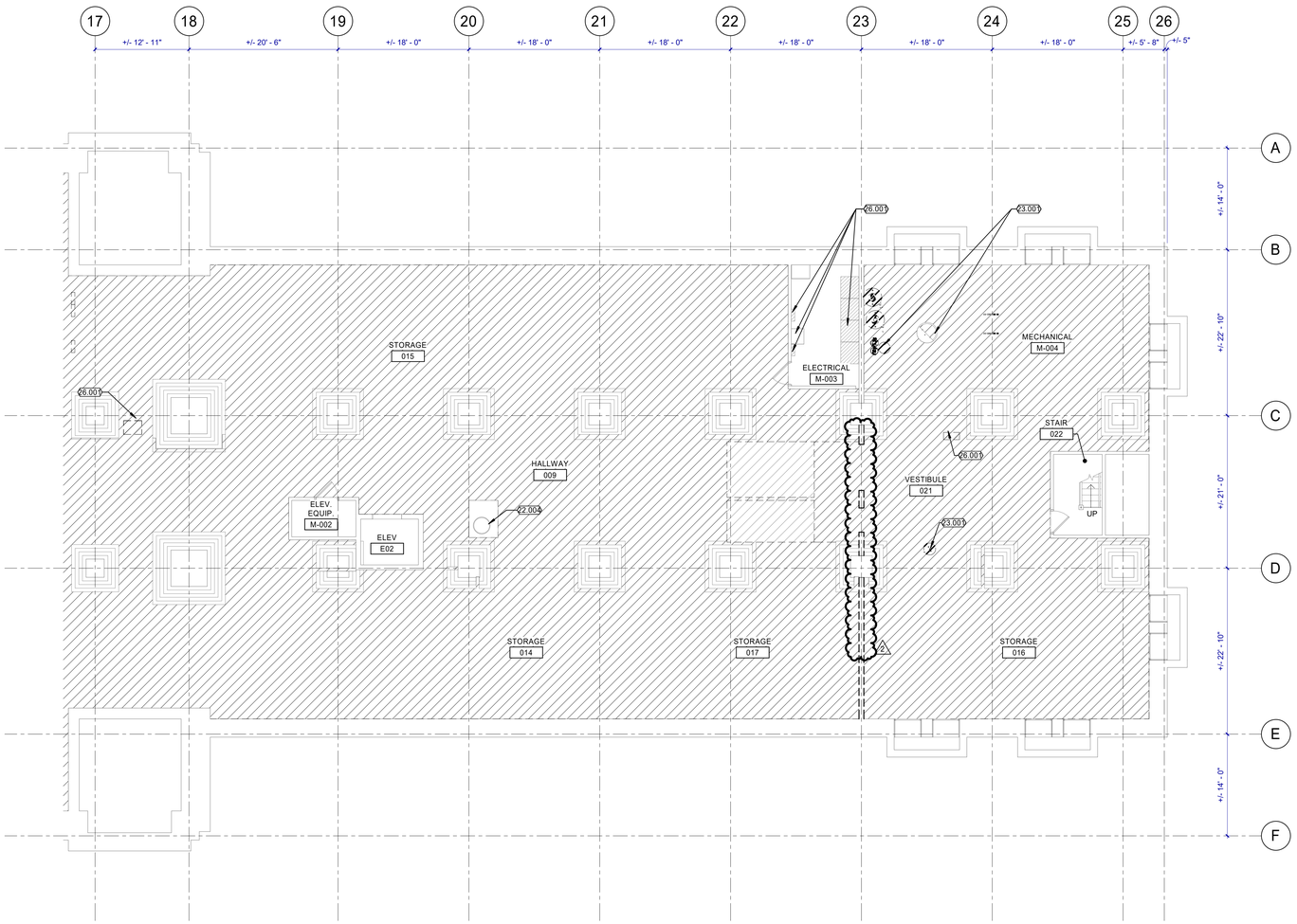

N A1 2.AD1002 ENLARGED BASEMENT DEMO PLAN C
1/8" = 1'-0"

GENERAL NOTES

A. CONTRACTOR SHALL NOTIFY ARCHITECT IN WRITING OF DISCREPANCIES BETWEEN EXISTING CONDITIONS AND DRAWINGS BEFORE PROCEEDING WITH SELECTIVE DEMOLITION.

B. CONTRACTOR TO PROVIDE ANY TEMPORARY SHORING OF CEILING, FLOOR, ROOF, FOUNDATION, AND/OR WALL STRUCTURES UNTIL PERMANENT SUPPORT IS INSTALLED.

C. DEMOLITION WORK OF THIS CONTRACT INCLUDES ALL INCIDENTAL REMOVAL AND/OR MODIFICATION OF MINOR FEATURES NOT SPECIFICALLY INDICATED IN THE DRAWINGS BUT REQUIRED IN ORDER TO EXECUTE THE WORK.

D. HAZARDOUS MATERIAL ABATEMENT IS TO BE COMPLETED BY OWNER. HAZARDOUS MATERIAL INVENTORY REPORT IS AVAILABLE FOR REFERENCE FROM THE OWNER. CONTRACTOR SHALL NOTIFY THE OWNER IMMEDIATELY IF SUSPECTED HAZARDOUS MATERIALS ARE ENCOUNTERED AND HAZARDOUS MATERIALS SHALL BE ABATED BY OTHERS BEFORE PROCEEDING WITH SELECTIVE DEMOLITION.

E. CONTRACTOR TO PATCH ANY HOLES RESULTING FROM DEMOLITION WORK AND PATCH TO MATCH SURROUNDING FINISH MATERIAL.

F. CONTRACTOR TO NOTIFY THE ARCHITECT OF ANY HISTORICALLY SIGNIFICANT FEATURES UNCOVERED BEFORE DEMOLISHING THEM.

G. ALL HISTORIC ITEMS CALLED OUT TO BE SALVAGED NEED TO BE REMOVED CAREFULLY AND STORED FOR REINSTALLATION.

H. FIRE EXTINGUISHERS ON WALL TO BE REMOVED ARE TO BE RETURNED TO OWNER, DISPOSE CABINETS.

KEYNOTES

22.004	SUMP PUMP TO REMAIN, SEE PLUMBING
23.001	MECHANICAL EQUIPMENT, SEE 2.PD100 SHEETS
26.001	ELECTRICAL EQUIPMENT, SEE SHEET 2.ED100

DEMOLITION LEGEND

- BUILDING ELEMENT REMOVE AND DISPOSE.
- EXISTING TO REMAIN.
- FLOOR SLAB REMOVE. DISPOSE.
- WALL/ FINISHES REMOVE BY OWNER.
- PLASTER WALLS ONLY REMOVE BY OWNER.
- REMOVE EXISTING CARPET U.N.O. DISPOSE. SEE STRUCTURAL SD SHEETS FOR EXTENT OF FLOOR SLAB REMOVAL BELOW EXISTING FINISHES AND SHORING REQUIREMENTS.

KEY MAP



CRSA
ARCHITECTURE · PLANNING · INTERIORS
175 S MAIN STREET, STE 300 · SLC, UTAH 84111
801-355-5915 www.crsa-us.com

ARCHITECT
CRSA
175 S. MAIN ST., STE. 300
SALT LAKE CITY, UT 84111
C/O ZACH HESLOP
zheslop@crsa-us.com
(801)746-4974

STRUCTURAL ENGINEER
REAVELEY ENGINEERS + ASSOC.
675 EAST 500 SOUTH, SUITE 400
SALT LAKE CITY, UT 84102
C/O JEROD JOHNSON
jjohnson@reaveley.com
(801) 486-3883

MECHANICAL ENGINEER
COLVIN ENGINEERING ASSOC.
505 E. SOUTH TEMPLE
SALT LAKE CITY, UT 84102
C/O ALLEN EVANS
aevans@cea-ut.com
(801) 322-2400

ELECTRICAL ENGINEER
SPECTRUM ENGINEERING
324 STATE ST. STE. 400
SALT LAKE CITY, UT 84102
C/O MICHAEL FACKRELL
michael.fackrell@speceng.com
(801) 328-5151

CM/GC
GRAMOLL CONSTRUCTION
155 S 750 W
NORTH SALT LAKE, UT 84054
C/O JIM GRAMOLL
jim.gramoll@gramoll.com
(801) 295-2341

RIO GRANDE DEPOT SEISMIC UPGRADE

300 SOUTH RIO GRANDE STREET
SALT LAKE CITY, UT 84101

DFCM PROJECT #20229080

STAMP

STATE OF UTAH — ZACHARY M. HESLOP — 11965299-0301 — LICENSED ARCHITECT

10/17/2022

ISSUE TYPE:		DATE:
BP-02 DD		OCTOBER 3, 2022
2	ADD 02	October 27, 2022

PROJECT NUMBER:	21-031
DRAWN BY:	Author
CHECKED BY:	Checker

PHASE 2 BASEMENT DEMOLITION FLOOR PLAN AREA C

2.AD100C

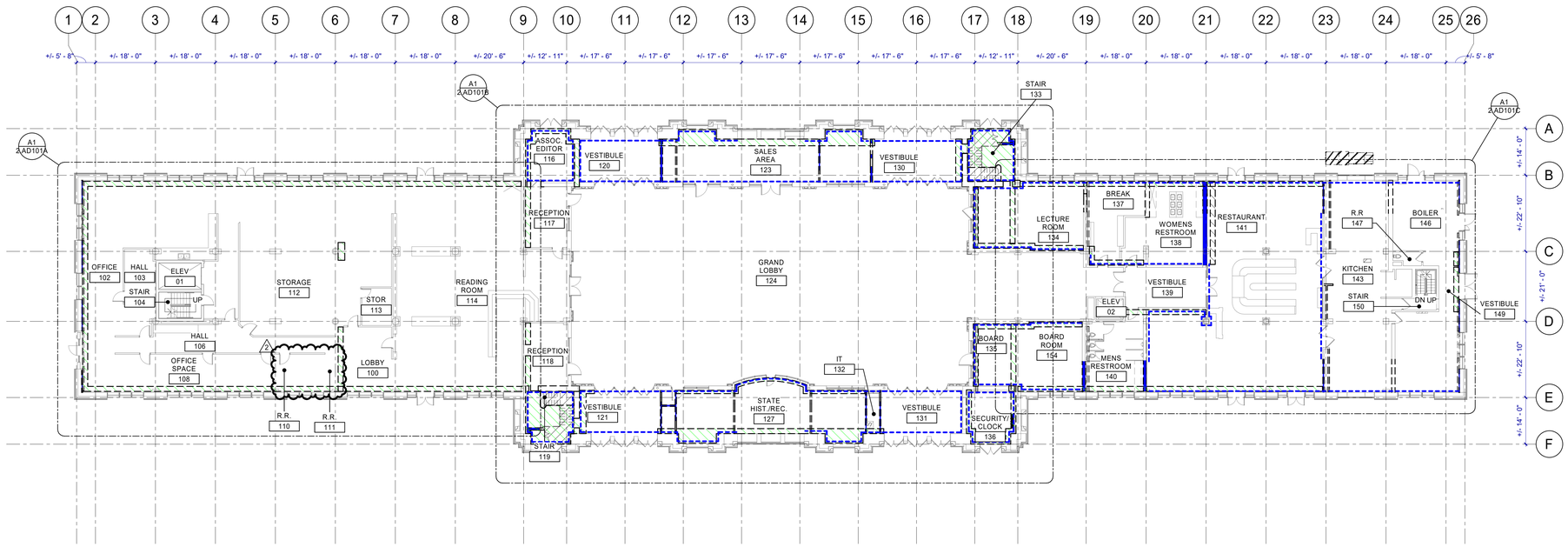

PHASE 2 MAIN LEVEL DEMOLITION FLOOR PLAN

N A1 2.AD101 1/16" = 1'-0"

GENERAL NOTES

A. CONTRACTOR SHALL NOTIFY ARCHITECT IN WRITING OF DISCREPANCIES BETWEEN EXISTING CONDITIONS AND DRAWINGS BEFORE PROCEEDING WITH SELECTIVE DEMOLITION.

B. CONTRACTOR TO PROVIDE ANY TEMPORARY SHORING OF CEILING, FLOOR, ROOF, FOUNDATION, AND/OR WALL STRUCTURES UNTIL PERMANENT SUPPORT IS INSTALLED.

C. DEMOLITION WORK OF THIS CONTRACT INCLUDES ALL INCIDENTAL REMOVAL AND/OR MODIFICATION OF MINOR FEATURES NOT SPECIFICALLY INDICATED IN THE DRAWINGS BUT REQUIRED IN ORDER TO EXECUTE THE WORK.

D. HAZARDOUS MATERIAL ABATEMENT IS TO BE COMPLETED BY OWNER. HAZARDOUS MATERIAL INVENTORY REPORT IS AVAILABLE FOR REFERENCE FROM THE OWNER. CONTRACTOR SHALL NOTIFY THE OWNER IMMEDIATELY IF SUSPECTED HAZARDOUS MATERIALS ARE ENCOUNTERED AND HAZARDOUS MATERIALS SHALL BE ABATED BY OTHERS BEFORE PROCEEDING WITH SELECTIVE DEMOLITION.

E. CONTRACTOR TO PATCH ANY HOLES RESULTING FROM DEMOLITION WORK AND PATCH TO MATCH SURROUNDING FINISH MATERIAL.

F. CONTRACTOR TO NOTIFY THE ARCHITECT OF ANY HISTORICALLY SIGNIFICANT FEATURES UNCOVERED BEFORE DEMOLISHING THEM.

G. ALL HISTORIC ITEMS CALLED OUT TO BE SALVAGED NEED TO BE REMOVED CAREFULLY AND STORED FOR REINSTALLATION.

H. FIRE EXTINGUISHERS ON WALL TO BE REMOVED ARE TO BE RETURNED TO OWNER, DISPOSE CABINETS.

KEYNOTES

DEMOLITION LEGEND

- BUILDING ELEMENT REMOVE AND DISPOSE.
- EXISTING TO REMAIN.
- WALL/ FINISHES REMOVE BY OWNER.
- PLASTER WALLS REMOVE BY OWNER.
- REMOVE EXISTING CARPET U.N.O. DISPOSE. SEE STRUCTURAL SD SHEETS FOR EXTENT OF FLOOR SLAB REMOVAL BELOW EXISTING FINISHES AND SHORING REQUIREMENTS.

KEY MAP



CRSA
ARCHITECTURE · PLANNING · INTERIORS
175 S MAIN STREET, STE 300 · SLC, UTAH 84111
801-355-5915 www.crsa-us.com

ARCHITECT
CRSA
175 S. MAIN ST., STE. 300
SALT LAKE CITY, UT 84111
C/O ZACH HESLOP
zheslop@crsa-ut.com
(801)746-4974

STRUCTURAL ENGINEER
REAVELEY ENGINEERS + ASSOC.
615 EAST 500 SOUTH, SUITE 400
SALT LAKE CITY, UT 84102
C/O JEROD JOHNSON
jjohnson@reaveley.com
(801) 486-3883

MECHANICAL ENGINEER
COLVIN ENGINEERING ASSOC.
505 E. SOUTH TEMPLE
SALT LAKE CITY, UT 84102
C/O ALLEN EVANS
aevans@cea-ut.com
(801) 322-2400

ELECTRICAL ENGINEER
SPECTRUM ENGINEERING
324 STATE ST. STE. 400
SALT LAKE CITY, UT 84102
C/O MICHAEL FACKRELL
michael.fackrell@speceng.com
(801) 328-5151

CM/GC
GRAMOLL CONSTRUCTION
155 S 750 W
NORTH SALT LAKE, UT 84054
C/O JIM GRAMOLL
jim.gramoll@gramoll.com
(801) 295-2341

RIO GRANDE DEPOT SEISMIC UPGRADE

300 SOUTH RIO GRANDE STREET
SALT LAKE CITY, UT 84101

DFCM PROJECT #20229080

STAMP

STATE OF UTAH
ZACHARY M. HESLOP
11965299-0301
LICENSED ARCHITECT

10/17/2022

ISSUE TYPE:		DATE:
BP-02 DD		OCTOBER 3, 2022
1	ADD 01	October 19, 2022
2	ADD 02	October 27, 2022

PROJECT NUMBER:	21-031
DRAWN BY:	Author
CHECKED BY:	Checker

PHASE 2 MAIN LEVEL DEMOLITION FLOOR PLAN

2.AD101

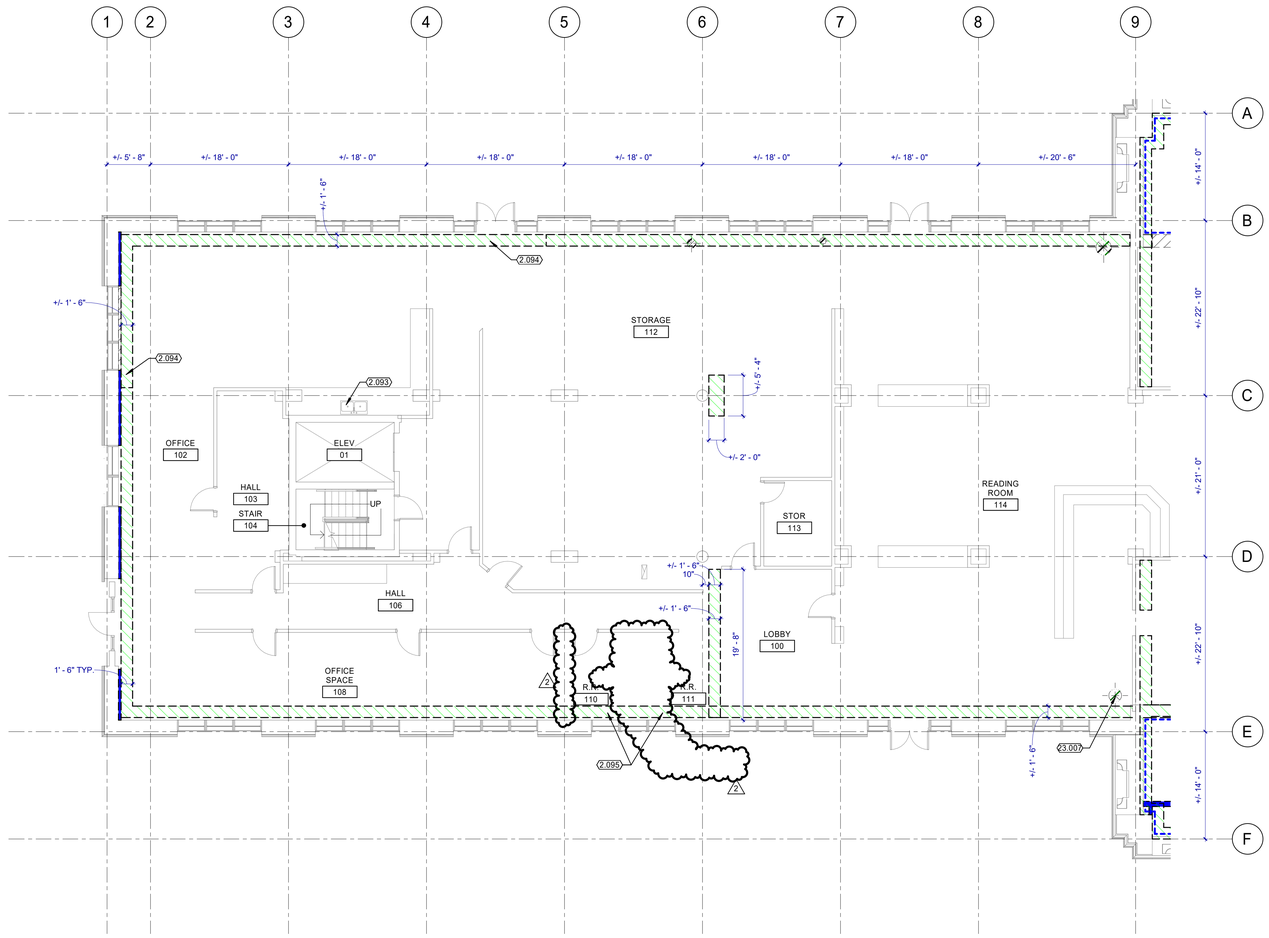

N A1 2.AD101A MAIN FLOOR ENLARGED DEMO PLAN A

1/8" = 1'-0"

GENERAL NOTES

A. CONTRACTOR SHALL NOTIFY ARCHITECT IN WRITING OF DISCREPANCIES BETWEEN EXISTING CONDITIONS AND DRAWINGS BEFORE PROCEEDING WITH SELECTIVE DEMOLITION.

B. CONTRACTOR TO PROVIDE ANY TEMPORARY SHORING OF CEILING, FLOOR, ROOF, FOUNDATION, AND/OR WALL STRUCTURES UNTIL PERMANENT SUPPORT IS INSTALLED.

C. DEMOLITION WORK OF THIS CONTRACT INCLUDES ALL INCIDENTAL REMOVAL AND/OR MODIFICATION OF MINOR FEATURES NOT SPECIFICALLY INDICATED IN THE DRAWINGS BUT REQUIRED IN ORDER TO EXECUTE THE WORK.

D. HAZARDOUS MATERIAL ABATEMENT IS TO BE COMPLETED BY OWNER. HAZARDOUS MATERIAL INVENTORY REPORT IS AVAILABLE FOR REFERENCE FROM THE OWNER. CONTRACTOR SHALL NOTIFY THE OWNER IMMEDIATELY IF SUSPECTED HAZARDOUS MATERIALS ARE ENCOUNTERED AND HAZARDOUS MATERIALS SHALL BE ABATED BY OTHERS BEFORE PROCEEDING WITH SELECTIVE DEMOLITION.

E. CONTRACTOR TO PATCH ANY HOLES RESULTING FROM DEMOLITION WORK AND PATCH TO MATCH SURROUNDING FINISH MATERIAL.

F. CONTRACTOR TO NOTIFY THE ARCHITECT OF ANY HISTORICALLY SIGNIFICANT FEATURES UNCOVERED BEFORE DEMOLISHING THEM.

G. ALL HISTORIC ITEMS CALLED OUT TO BE SALVAGED NEED TO BE REMOVED CAREFULLY AND STORED FOR REINSTALLATION.

H. FIRE EXTINGUISHERS ON WALL TO BE REMOVED ARE TO BE RETURNED TO OWNER, DISPOSE CABINETS.

KEYNOTES

2.093	SINK TO REMAIN. PROTECT IN PLACE.
2.094	REMOVE VINYL COMPOSITE TILE. DISPOSE.
2.095	REMOVE FLOOR TILE. DISPOSE.
23.007	MECHANICAL EQUIPMENT. SEE 2.MD101 SHEETS

DEMOLITION LEGEND

- BUILDING ELEMENT REMOVE AND DISPOSE.
- EXISTING TO REMAIN.
- WALL/ FINISHES REMOVE BY OWNER.
- PLASTER WALLS REMOVE BY OWNER.
- REMOVE EXISTING CARPET U.N.O. DISPOSE. SEE STRUCTURAL SD SHEETS FOR EXTENT OF FLOOR SLAB REMOVAL BELOW EXISTING FINISHES AND SHORING REQUIREMENTS.

KEY MAP



CRSA

ARCHITECTURE · PLANNING · INTERIORS

175 S MAIN STREET, STE 300 · SLC, UTAH 84111
801-355-5915 www.crsa-us.com

ARCHITECT
CRSA
175 S. MAIN ST., STE. 300
SALT LAKE CITY, UT 84111
C/O ZACH HESLOP
zheslop@crsa-us.com
(801)746-4974

STRUCTURAL ENGINEER
REAVELEY ENGINEERS + ASSOC.
675 EAST 500 SOUTH, SUITE 400
SALT LAKE CITY, UT 84102
C/O JEROD JOHNSON
jjohnson@reaveley.com
(801) 486-3883

MECHANICAL ENGINEER
COLVIN ENGINEERING ASSOC.
505 E. SOUTH TEMPLE
SALT LAKE CITY, UT 84102
C/O ALLEN EVANS
aevans@cea-ut.com
(801) 322-2400

ELECTRICAL ENGINEER
SPECTRUM ENGINEERING
324 STATE ST. STE. 400
SALT LAKE CITY, UT 84102
C/O MICHAEL FACKRELL
michael.fackrell@speceng.com
(801) 328-5151

CM/GC
GRAMOLL CONSTRUCTION
155 S 750 W
NORTH SALT LAKE, UT 84054
C/O JIM GRAMOLL
jim.gramoll@gramoll.com
(801) 295-2341

RIO GRANDE DEPOT SEISMIC UPGRADE

300 SOUTH RIO GRANDE STREET
SALT LAKE CITY, UT 84101

DFCM PROJECT #20229080

STAMP



10/17/2022

ISSUE TYPE:	DATE:
BP-02 DD	OCTOBER 3, 2022
2 ADD 02	October 27, 2022

PROJECT NUMBER:	21-031
DRAWN BY:	Author
CHECKED BY:	Checker

PHASE 2 MAIN LEVEL DEMOLITION FLOOR PLAN AREA A

2.AD101A

2.AD101A Rio Grande Depot Seismic Upgrade.rvt 2:07 PM Autodesk Docs://Seismic Upgrade_Architecture Project
10/27/2022 2:11 PM

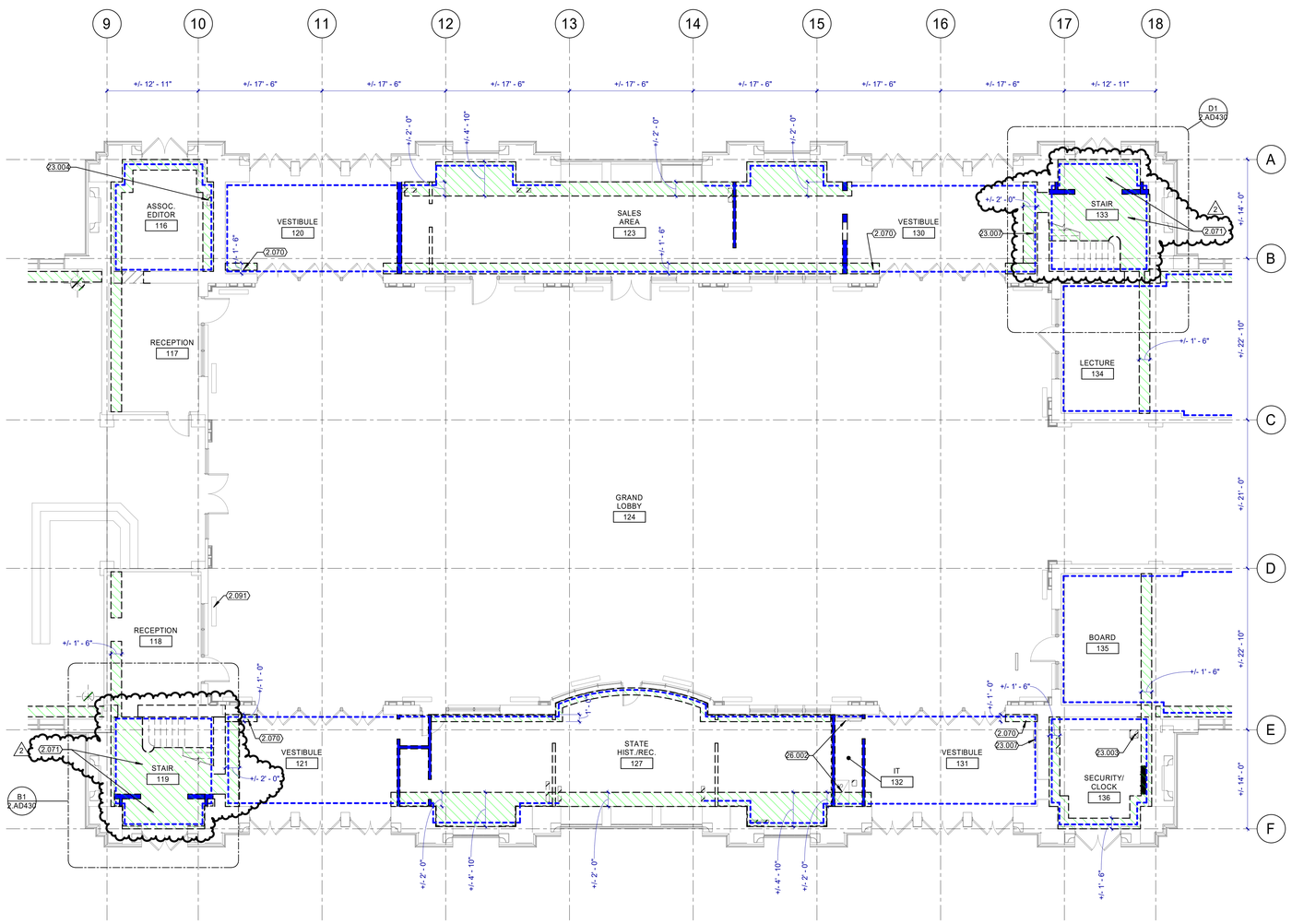

N A1 / 2.AD101B — MAIN FLOOR ENLARGED DEMO PLAN B

1/8" = 1'-0"

GENERAL NOTES

A. CONTRACTOR SHALL NOTIFY ARCHITECT IN WRITING OF DISCREPANCIES BETWEEN EXISTING CONDITIONS AND DRAWINGS BEFORE PROCEEDING WITH SELECTIVE DEMOLITION.

B. CONTRACTOR TO PROVIDE ANY TEMPORARY SHORING OF CEILING, FLOOR, ROOF, FOUNDATION, AND/OR WALL STRUCTURES UNTIL PERMANENT SUPPORT IS INSTALLED.

C. DEMOLITION WORK OF THIS CONTRACT INCLUDES ALL INCIDENTAL REMOVAL AND/OR MODIFICATION OF MINOR FEATURES NOT SPECIFICALLY INDICATED IN THE DRAWINGS BUT REQUIRED IN ORDER TO EXECUTE THE WORK.

D. HAZARDOUS MATERIAL ABATEMENT IS TO BE COMPLETED BY OWNER. HAZARDOUS MATERIAL INVENTORY REPORT IS AVAILABLE FOR REFERENCE FROM THE OWNER. CONTRACTOR SHALL NOTIFY THE OWNER IMMEDIATELY IF SUSPECTED HAZARDOUS MATERIALS ARE ENCOUNTERED AND HAZARDOUS MATERIALS SHALL BE ABATED BY OTHERS BEFORE PROCEEDING WITH SELECTIVE DEMOLITION.

E. CONTRACTOR TO PATCH ANY HOLES RESULTING FROM DEMOLITION WORK AND PATCH TO MATCH SURROUNDING FINISH MATERIAL.

F. CONTRACTOR TO NOTIFY THE ARCHITECT OF ANY HISTORICALLY SIGNIFICANT FEATURES UNCOVERED BEFORE DEMOLISHING THEM.

G. ALL HISTORIC ITEMS CALLED OUT TO BE SALVAGED NEED TO BE REMOVED CAREFULLY AND STORED FOR REINSTALLATION.

H. FIRE EXTINGUISHERS ON WALL TO BE REMOVED ARE TO BE RETURNED TO OWNER, DISPOSE CABINETS.

KEYNOTES

2.070	DISMANTLE TERRAZZO TILE TO NEAREST SEAM, DISPOSE
2.071	DISMANTLE TERRAZZO TILE IN STAIR AND STAIR VESTIBULE, DISPOSE
2.091	FLOOR GRILLE TO REMAIN
23.003	MECHANICAL EQUIPMENT. SEE 1.MD100C
23.004	MECHANICAL EQUIPMENT. SEE 2.MD102 SHEETS
23.007	MECHANICAL EQUIPMENT. SEE 2.MD101 SHEETS
26.002	ELECTRICAL EQUIPMENT. SEE SHEET 1.ED101 SHEETS

DEMOLITION LEGEND

- BUILDING ELEMENT REMOVE AND DISPOSE.
- EXISTING TO REMAIN.
- WALL/ FINISHES REMOVE BY OWNER.
- PLASTER WALLS REMOVE BY OWNER.
- REMOVE EXISTING CARPET U.N.O. DISPOSE. SEE STRUCTURAL SD SHEETS FOR EXTENT OF FLOOR SLAB REMOVAL BELOW EXISTING FINISHES AND SHORING REQUIREMENTS.

KEY MAP

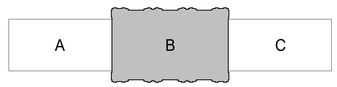

CRSA
ARCHITECTURE · PLANNING · INTERIORS
175 S MAIN STREET, STE 300 · SLC, UTAH 84111
801-355-5915 www.crsa-us.com

ARCHITECT
CRSA — C/O ZACH HESLOP
175 S. MAIN ST., STE. 300 — zheslop@crsa-us.com
SALT LAKE CITY, UT 84111 — (801)746-4974

STRUCTURAL ENGINEER
REAVELEY ENGINEERS + ASSOC. — C/O JEROD JOHNSON
675 EAST 500 SOUTH, SUITE 400 — jjohnson@reaveley.com
SALT LAKE CITY, UT 84102 — (801) 486-3883

MECHANICAL ENGINEER
COLVIN ENGINEERING ASSOC. — C/O ALLEN EVANS
505 E. SOUTH TEMPLE — aevans@cea-ut.com
SALT LAKE CITY, UT 84102 — (801) 322-2400

ELECTRICAL ENGINEER
SPECTRUM ENGINEERING — C/O MICHAEL FACKRELL
324 STATE ST. STE. 400 — michael.fackrell@speceng.com
SALT LAKE CITY, UT 84102 — (801) 328-5151

CM/GC
GRAMOLL CONSTRUCTION — C/O JIM GRAMOLL
155 S 750 W — jim.gramoll@gramoll.com
NORTH SALT LAKE, UT 84054 — (801) 295-2341

RIO GRANDE DEPOT SEISMIC UPGRADE

300 SOUTH RIO GRANDE STREET
SALT LAKE CITY, UT 84101

DFCM PROJECT #20229080

STAMP

STATE OF UTAH — ZACHARY M. HESLOP — 11965299-0301 — LICENSED ARCHITECT

10/17/2022

ISSUE TYPE:		DATE:
BP-02 DD		OCTOBER 3, 2022
1	ADD 01	October 19, 2022
2	ADD 02	October 27, 2022

PROJECT NUMBER:	21-031
DRAWN BY:	Author
CHECKED BY:	Checker

PHASE 2 MAIN LEVEL DEMOLITION FLOOR PLAN AREA B

2.AD101B

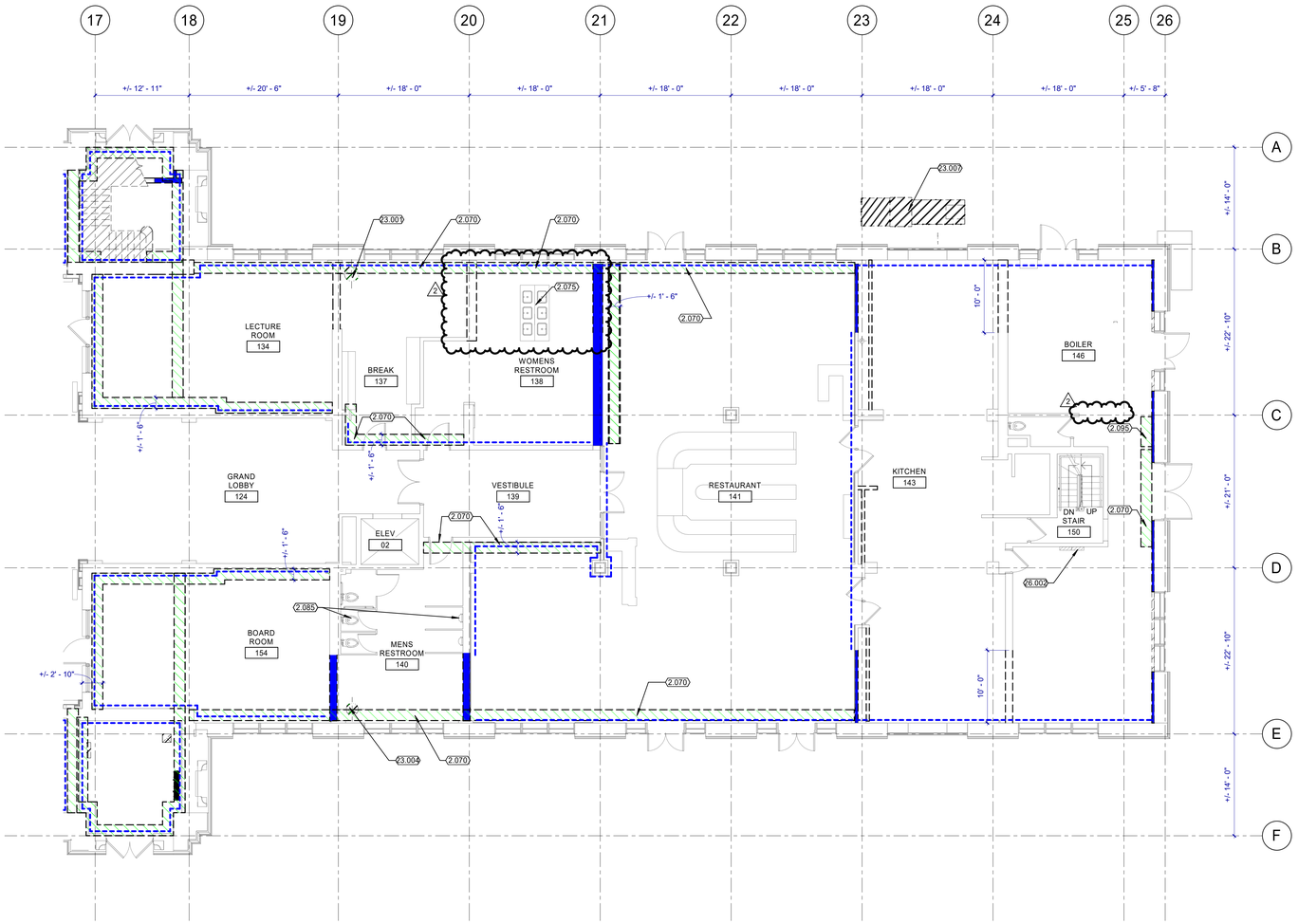

PHASE 2 MAIN LEVEL DEMOLITION FLOOR PLAN AREA C

N A1 2.AD1012 1/8" = 1'-0"

NOTATION OF PLASTER WALLS REMOVED BY OWNER ADDED TO PLAN AREA C

GENERAL NOTES

A. CONTRACTOR SHALL NOTIFY ARCHITECT IN WRITING OF DISCREPANCIES BETWEEN EXISTING CONDITIONS AND DRAWINGS BEFORE PROCEEDING WITH SELECTIVE DEMOLITION.

B. CONTRACTOR TO PROVIDE ANY TEMPORARY SHORING OF CEILING, FLOOR, ROOF, FOUNDATION, AND/OR WALL STRUCTURES UNTIL PERMANENT SUPPORT IS INSTALLED.

C. DEMOLITION WORK OF THIS CONTRACT INCLUDES ALL INCIDENTAL REMOVAL AND/OR MODIFICATION OF MINOR FEATURES NOT SPECIFICALLY INDICATED IN THE DRAWINGS BUT REQUIRED IN ORDER TO EXECUTE THE WORK.

D. HAZARDOUS MATERIAL ABATEMENT IS TO BE COMPLETED BY OWNER. HAZARDOUS MATERIAL INVENTORY REPORT IS AVAILABLE FOR REFERENCE FROM THE OWNER. CONTRACTOR SHALL NOTIFY THE OWNER IMMEDIATELY IF SUSPECTED HAZARDOUS MATERIALS ARE ENCOUNTERED AND HAZARDOUS MATERIALS SHALL BE ABATED BY OTHERS BEFORE PROCEEDING WITH SELECTIVE DEMOLITION.

E. CONTRACTOR TO PATCH ANY HOLES RESULTING FROM DEMOLITION WORK AND PATCH TO MATCH SURROUNDING FINISH MATERIAL.

F. CONTRACTOR TO NOTIFY THE ARCHITECT OF ANY HISTORICALLY SIGNIFICANT FEATURES UNCOVERED BEFORE DEMOLISHING THEM.

G. ALL HISTORIC ITEMS CALLED OUT TO BE SALVAGED NEED TO BE REMOVED CAREFULLY AND STORED FOR REINSTALLATION.

H. FIRE EXTINGUISHERS ON WALL TO BE REMOVED ARE TO BE RETURNED TO OWNER, DISPOSE CABINETS.

KEYNOTES

2.070	DISMANTLE TERRAZZO TILE TO NEAREST SEAM. DISPOSE.
2.075	EXISTING SINKS AND COUNTERTOPS. PROTECT IN PLACE.
2.085	TOILET, FLOOR MOUNTED URINALS AND PARTITIONS TO REMAIN. PROTECT IN PLACE.
2.095	REMOVE FLOOR TILE. DISPOSE.
23.001	MECHANICAL EQUIPMENT. SEE 2.PD100 SHEETS
23.004	MECHANICAL EQUIPMENT. SEE 2.MD102 SHEETS
23.007	MECHANICAL EQUIPMENT. SEE 2.MD101 SHEETS
26.002	ELECTRICAL EQUIPMENT. SEE SHEET 1.ED101 SHEETS

DEMOLITION LEGEND

- BUILDING ELEMENT REMOVE AND DISPOSE.
- EXISTING TO REMAIN.
- WALL/ FINISHES REMOVE BY OWNER.
- PLASTER WALLS REMOVE BY OWNER.
- REMOVE EXISTING CARPET U.N.O. DISPOSE. SEE STRUCTURAL SD SHEETS FOR EXTENT OF FLOOR SLAB REMOVAL BELOW EXISTING FINISHES AND SHORING REQUIREMENTS.

KEY MAP

A | B | C

CRSA

ARCHITECTURE · PLANNING · INTERIORS

175 S MAIN STREET, STE 300 · SLC, UTAH 84111
801-355-5915 www.crsa-us.com

ARCHITECT
CRSA
175 S. MAIN ST., STE. 300
SALT LAKE CITY, UT 84111
C/O ZACH HESLOP
zheslop@crsa-us.com
(801)746-4974

STRUCTURAL ENGINEER
REAVELEY ENGINEERS + ASSOC.
675 EAST 500 SOUTH, SUITE 400
SALT LAKE CITY, UT 84102
C/O JEROD JOHNSON
jjohnson@reaveley.com
(801) 486-3883

MECHANICAL ENGINEER
COLVIN ENGINEERING ASSOC.
505 E. SOUTH TEMPLE
SALT LAKE CITY, UT 84102
C/O ALLEN EVANS
aevans@cea-ut.com
(801) 322-2400

ELECTRICAL ENGINEER
SPECTRUM ENGINEERING
324 STATE ST. STE. 400
SALT LAKE CITY, UT 84102
C/O MICHAEL FACKRELL
michael.fackrell@speceng.com
(801) 328-5151

CM/GC
GRAMOLL CONSTRUCTION
155 S 750 W
NORTH SALT LAKE, UT 84054
C/O JIM GRAMOLL
jim.gramoll@gramoll.com
(801) 295-2341

RIO GRANDE DEPOT SEISMIC UPGRADE

300 SOUTH RIO GRANDE STREET
SALT LAKE CITY, UT 84101

DFCM PROJECT #20229080

STAMP

STATE OF UTAH — ZACHARY M. HESLOP — 11965299-0301 — LICENSED ARCHITECT

10/17/2022

ISSUE TYPE:		DATE:
BP-02 DD		OCTOBER 3, 2022
1	ADD 01	October 19, 2022
2	ADD 02	October 27, 2022

PROJECT NUMBER:	21-031
DRAWN BY:	Author
CHECKED BY:	Checker

PHASE 2 MAIN LEVEL DEMOLITION FLOOR PLAN AREA C

2.AD101C

Plotted: 10/17/2022 3:24:39 PM By: Author
Filename: C:\Users\Author\Desktop\Work\21-031 Rio Grande Depot Seismic Upgrade_Architecture_Author.rvt

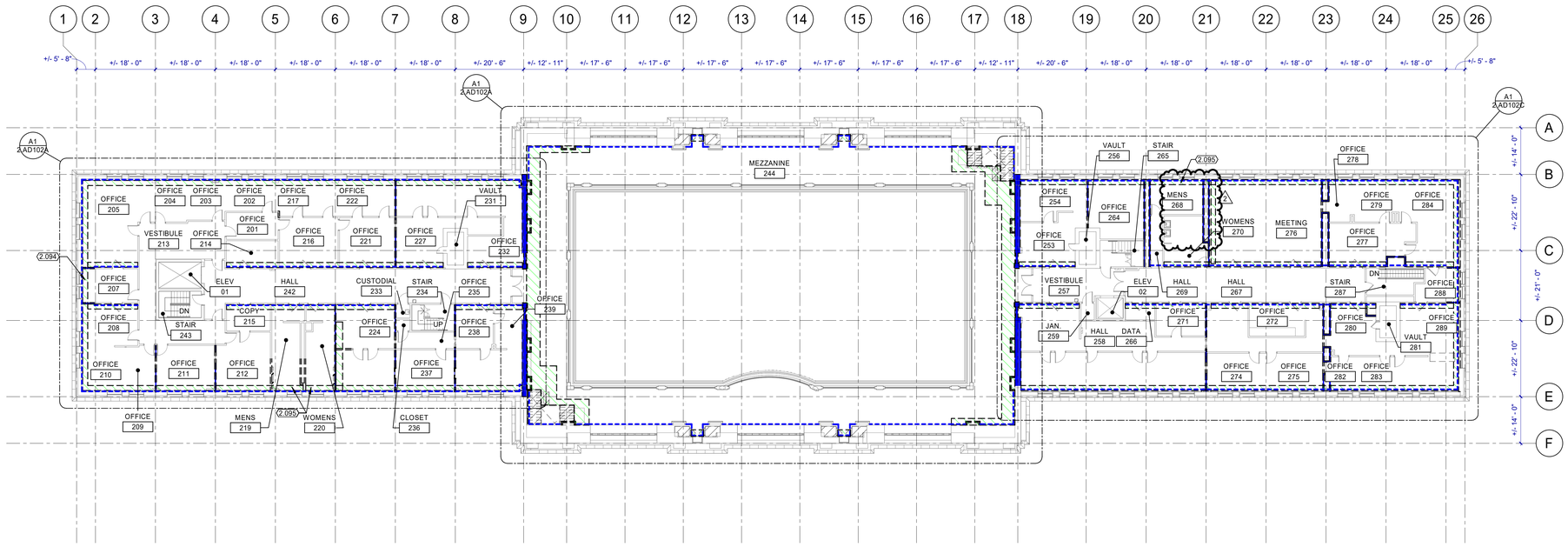

PHASE 2 UPPER LEVEL DEMOLITION FLOOR PLAN

N A1 2.AD102 1/16" = 1'-0"

ADDED AREAS OF FLOOR FINISH REMOVAL, SEE AREA PLANS

ADDITIONAL NOTATION OF PLASTER REMOVED BY OWNER, SEE AREA PLANS

GENERAL NOTES

A. CONTRACTOR SHALL NOTIFY ARCHITECT IN WRITING OF DISCREPANCIES BETWEEN EXISTING CONDITIONS AND DRAWINGS BEFORE PROCEEDING WITH SELECTIVE DEMOLITION.

B. CONTRACTOR TO PROVIDE ANY TEMPORARY SHORING OF CEILING, FLOOR, ROOF, FOUNDATION, AND/OR WALL STRUCTURES UNTIL PERMANENT SUPPORT IS INSTALLED.

C. DEMOLITION WORK OF THIS CONTRACT INCLUDES ALL INCIDENTAL REMOVAL AND/OR MODIFICATION OF MINOR FEATURES NOT SPECIFICALLY INDICATED IN THE DRAWINGS BUT REQUIRED IN ORDER TO EXECUTE THE WORK.

D. HAZARDOUS MATERIAL ABATEMENT IS TO BE COMPLETED BY OWNER. HAZARDOUS MATERIAL INVENTORY REPORT IS AVAILABLE FOR REFERENCE FROM THE OWNER. CONTRACTOR SHALL NOTIFY THE OWNER IMMEDIATELY IF SUSPECTED HAZARDOUS MATERIALS ARE ENCOUNTERED AND HAZARDOUS MATERIALS SHALL BE ABATED BY OTHERS BEFORE PROCEEDING WITH SELECTIVE DEMOLITION.

E. CONTRACTOR TO PATCH ANY HOLES RESULTING FROM DEMOLITION WORK AND PATCH TO MATCH SURROUNDING FINISH MATERIAL.

F. CONTRACTOR TO NOTIFY THE ARCHITECT OF ANY HISTORICALLY SIGNIFICANT FEATURES UNCOVERED BEFORE DEMOLISHING THEM.

G. ALL HISTORIC ITEMS CALLED OUT TO BE SALVAGED NEED TO BE REMOVED CAREFULLY AND STORED FOR REINSTALLATION.

H. FIRE EXTINGUISHERS ON WALL TO BE REMOVED ARE TO BE RETURNED TO OWNER, DISPOSE CABINETS.

DEMOLITION LEGEND

- BUILDING ELEMENT REMOVE AND DISPOSE.
- EXISTING TO REMAIN.
- WALL/ FINISHES REMOVE BY OWNER.
- PLASTER WALLS REMOVE BY OWNER.
- REMOVE EXISTING CARPET U.N.O. DISPOSE. SEE STRUCTURAL SD SHEETS FOR EXTENT OF FLOOR SLAB REMOVAL BELOW EXISTING FINISHES AND SHORING REQUIREMENTS.

KEY MAP



CRSA

ARCHITECTURE · PLANNING · INTERIORS

175 S MAIN STREET, STE 300 · SLC, UTAH 84111
801-355-5915 www.crsa-us.com

ARCHITECT
CRSA
175 S. MAIN ST., STE. 300
SALT LAKE CITY, UT 84111
C/O ZACH HESLOP
zheslop@crsa-us.com
(801)746-4974

STRUCTURAL ENGINEER
REAVELEY ENGINEERS + ASSOC.
675 EAST 500 SOUTH, SUITE 400
SALT LAKE CITY, UT 84102
C/O JEROD JOHNSON
jjohnson@reaveley.com
(801) 486-3883

MECHANICAL ENGINEER
COLVIN ENGINEERING ASSOC.
505 E. SOUTH TEMPLE
SALT LAKE CITY, UT 84102
C/O ALLEN EVANS
aevans@cea-ut.com
(801) 322-2400

ELECTRICAL ENGINEER
SPECTRUM ENGINEERING
324 STATE ST. STE. 400
SALT LAKE CITY, UT 84102
C/O MICHAEL FACKRELL
michael.fackrell@speceng.com
(801) 328-5151

CM/GC
GRAMOLL CONSTRUCTION
155 S 750 W
NORTH SALT LAKE, UT 84054
C/O JIM GRAMOLL
jim.gramoll@gramoll.com
(801) 295-2341

RIO GRANDE DEPOT SEISMIC UPGRADE

300 SOUTH RIO GRANDE STREET
SALT LAKE CITY, UT 84101

DFCM PROJECT #20229080

STAMP

STATE OF UTAH
ZACHARY M. HESLOP
11965299-0301
LICENSED ARCHITECT

10/17/2022

ISSUE TYPE:		DATE:
BP-02 DD		OCTOBER 3, 2022
1	ADD 01	October 19, 2022
2	ADD 02	October 27, 2022

PROJECT NUMBER:	21-031
DRAWN BY:	Author
CHECKED BY:	Checker

PHASE 2 UPPER LEVEL DEMOLITION FLOOR PLAN

2.AD102

All ideas, designs, arrangements and plans indicated or represented by this drawing are owned by and the property of CRSA Architecture, Planning + Interiors and were created and developed for use on the project noted herein. None of such ideas, designs, arrangements or plans shall be used by or disclosed to any person, firm or corporation for any purpose whatsoever without the written permission of CRSA Architecture, Planning + Interiors.

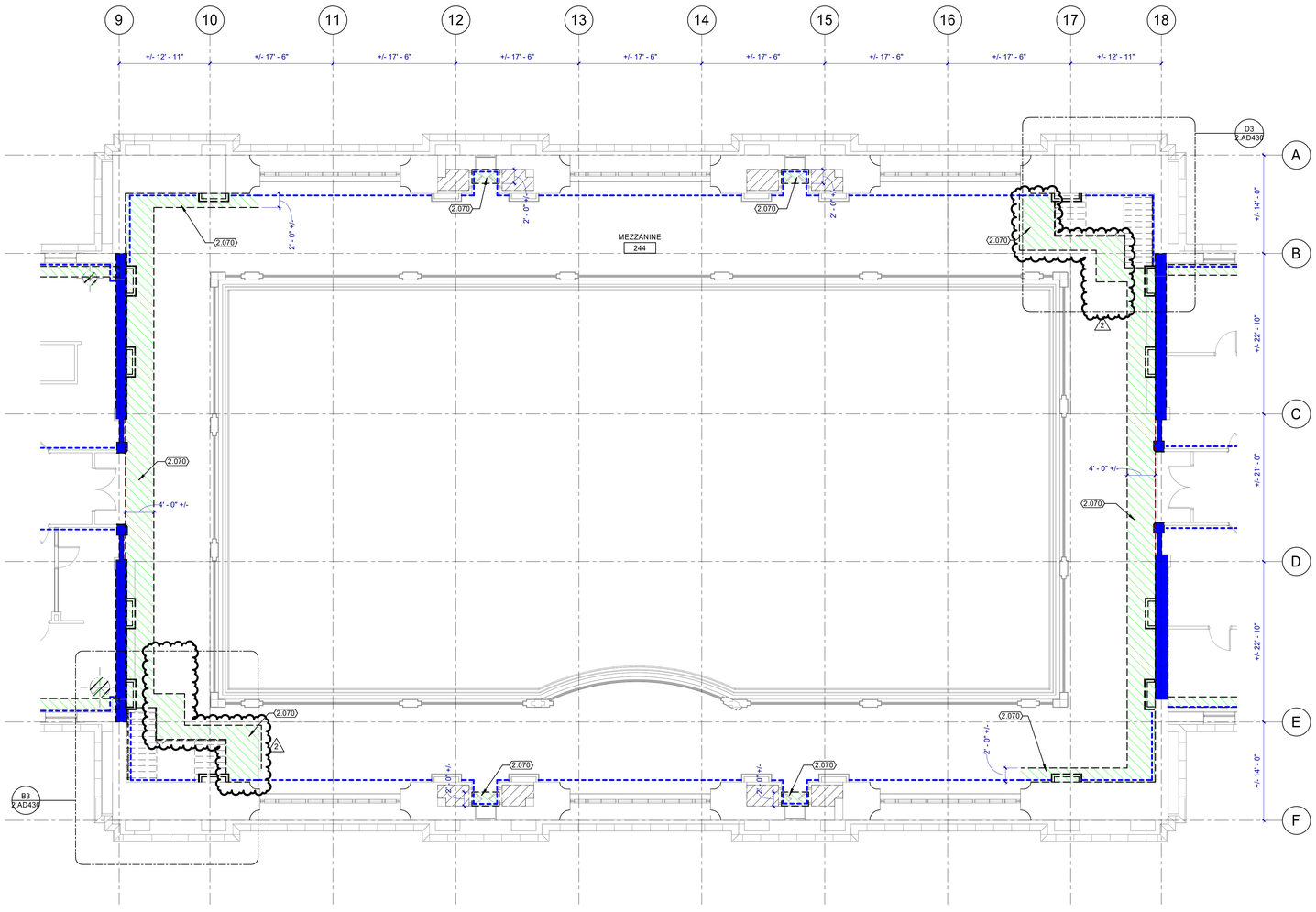

PHASE 2 UPPER LEVEL DEMOLITION FLOOR PLAN AREA B

N A1 2.AD102B 1/8" = 1'-0"

GENERAL NOTES

A. CONTRACTOR SHALL NOTIFY ARCHITECT IN WRITING OF DISCREPANCIES BETWEEN EXISTING CONDITIONS AND DRAWINGS BEFORE PROCEEDING WITH SELECTIVE DEMOLITION.

B. CONTRACTOR TO PROVIDE ANY TEMPORARY SHORING OF CEILING, FLOOR, ROOF, FOUNDATION, AND/OR WALL STRUCTURES UNTIL PERMANENT SUPPORT IS INSTALLED.

C. DEMOLITION WORK OF THIS CONTRACT INCLUDES ALL INCIDENTAL REMOVAL AND/OR MODIFICATION OF MINOR FEATURES NOT SPECIFICALLY INDICATED IN THE DRAWINGS BUT REQUIRED IN ORDER TO EXECUTE THE WORK.

D. HAZARDOUS MATERIAL ABATEMENT IS TO BE COMPLETED BY OWNER. HAZARDOUS MATERIAL INVENTORY REPORT IS AVAILABLE FOR REFERENCE FROM THE OWNER. CONTRACTOR SHALL NOTIFY THE OWNER IMMEDIATELY IF SUSPECTED HAZARDOUS MATERIALS ARE ENCOUNTERED AND HAZARDOUS MATERIALS SHALL BE ABATED BY OTHERS BEFORE PROCEEDING WITH SELECTIVE DEMOLITION.

E. CONTRACTOR TO PATCH ANY HOLES RESULTING FROM DEMOLITION WORK AND PATCH TO MATCH SURROUNDING FINISH MATERIAL.

F. CONTRACTOR TO NOTIFY THE ARCHITECT OF ANY HISTORICALLY SIGNIFICANT FEATURES UNCOVERED BEFORE DEMOLISHING THEM.

G. ALL HISTORIC ITEMS CALLED OUT TO BE SALVAGED NEED TO BE REMOVED CAREFULLY AND STORED FOR REINSTALLATION.

H. FIRE EXTINGUISHERS ON WALL TO BE REMOVED ARE TO BE RETURNED TO OWNER, DISPOSE CABINETS.

KEYNOTES

2.070	DISMANTLE TERRAZZO TILE TO NEAREST SEAM. DISPOSE.

DEMOLITION LEGEND

- BUILDING ELEMENT REMOVE AND DISPOSE.
- EXISTING TO REMAIN.
- WALL/ FINISHES REMOVE BY OWNER.
- PLASTER WALLS REMOVE BY OWNER.
- REMOVE EXISTING CARPET U.N.O. DISPOSE. SEE STRUCTURAL SD SHEETS FOR EXTENT OF FLOOR SLAB REMOVAL BELOW EXISTING FINISHES AND SHORING REQUIREMENTS.

KEY MAP

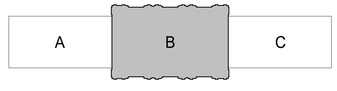

CRSA
ARCHITECTURE · PLANNING · INTERIORS
175 S MAIN STREET, STE 300 · SLC, UTAH 84111
801-355-5915 www.crsa-us.com

ARCHITECT
CRSA — C/O ZACH HESLOP
175 S. MAIN ST., STE. 300 — zheslop@crsa-us.com
SALT LAKE CITY, UT 84111 — (801)746-4974

STRUCTURAL ENGINEER
REAVELEY ENGINEERS + ASSOC. — C/O JEROD JOHNSON
675 EAST 500 SOUTH, SUITE 400 — jjohnson@reaveley.com
SALT LAKE CITY, UT 84102 — (801) 486-3883

MECHANICAL ENGINEER
COLVIN ENGINEERING ASSOC. — C/O ALLEN EVANS
505 E. SOUTH TEMPLE — aevans@cea-ut.com
SALT LAKE CITY, UT 84102 — (801) 322-2400

ELECTRICAL ENGINEER
SPECTRUM ENGINEERING — C/O MICHAEL FACKRELL
324 STATE ST. STE. 400 — michael.fackrell@speceng.com
SALT LAKE CITY, UT 84102 — (801) 328-5151

CM/GC
GRAMOLL CONSTRUCTION — C/O JIM GRAMOLL
155 S 750 W — jim.gramoll@gramoll.com
NORTH SALT LAKE, UT 84054 — (801) 295-2341

RIO GRANDE DEPOT SEISMIC UPGRADE

300 SOUTH RIO GRANDE STREET
SALT LAKE CITY, UT 84101

DFCM PROJECT #20229080

STAMP

STATE OF UTAH — ZACHARY M. HESLOP — 11965299-0301 — LICENSED ARCHITECT

10/17/2022

ISSUE TYPE:		DATE:
BP-02 DD		OCTOBER 3, 2022
1	ADD 01	October 19, 2022
2	ADD 02	October 27, 2022

PROJECT NUMBER:	21-031
DRAWN BY:	Author
CHECKED BY:	Checker

PHASE 2 UPPER LEVEL DEMOLITION FLOOR PLAN AREA B

2.AD102B

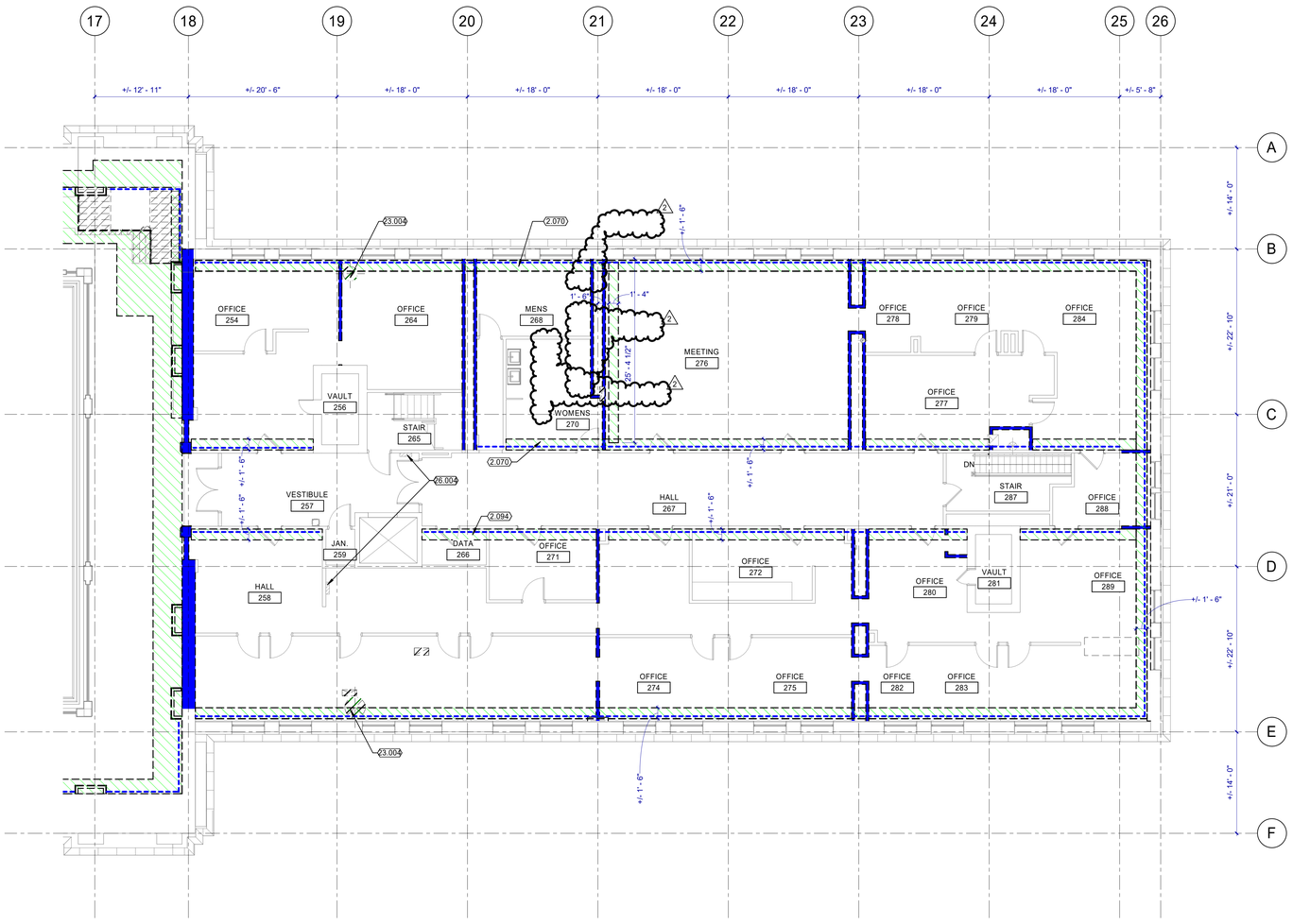

N A1 2.AD102

PHASE 2 UPPER LEVEL DEMOLITION FLOOR PLAN AREA C

1/8" = 1'-0"

GENERAL NOTES

A. CONTRACTOR SHALL NOTIFY ARCHITECT IN WRITING OF DISCREPANCIES BETWEEN EXISTING CONDITIONS AND DRAWINGS BEFORE PROCEEDING WITH SELECTIVE DEMOLITION.

B. CONTRACTOR TO PROVIDE ANY TEMPORARY SHORING OF CEILING, FLOOR, ROOF, FOUNDATION, AND/OR WALL STRUCTURES UNTIL PERMANENT SUPPORT IS INSTALLED.

C. DEMOLITION WORK OF THIS CONTRACT INCLUDES ALL INCIDENTAL REMOVAL AND/OR MODIFICATION OF MINOR FEATURES NOT SPECIFICALLY INDICATED IN THE DRAWINGS BUT REQUIRED IN ORDER TO EXECUTE THE WORK.

D. HAZARDOUS MATERIAL ABATEMENT IS TO BE COMPLETED BY OWNER. HAZARDOUS MATERIAL INVENTORY REPORT IS AVAILABLE FOR REFERENCE FROM THE OWNER. CONTRACTOR SHALL NOTIFY THE OWNER IMMEDIATELY IF SUSPECTED HAZARDOUS MATERIALS ARE ENCOUNTERED AND HAZARDOUS MATERIALS SHALL BE ABATED BY OTHERS BEFORE PROCEEDING WITH SELECTIVE DEMOLITION.

E. CONTRACTOR TO PATCH ANY HOLES RESULTING FROM DEMOLITION WORK AND PATCH TO MATCH SURROUNDING FINISH MATERIAL.

F. CONTRACTOR TO NOTIFY THE ARCHITECT OF ANY HISTORICALLY SIGNIFICANT FEATURES UNCOVERED BEFORE DEMOLISHING THEM.

G. ALL HISTORIC ITEMS CALLED OUT TO BE SALVAGED NEED TO BE REMOVED CAREFULLY AND STORED FOR REINSTALLATION.

H. FIRE EXTINGUISHERS ON WALL TO BE REMOVED ARE TO BE RETURNED TO OWNER, DISPOSE CABINETS.

KEYNOTES

2.070	DISMANTLE TERRAZZO TILE TO NEAREST SEAM. DISPOSE.
2.094	REMOVE VINYL COMPOSITE TILE. DISPOSE.
23.004	MECHANICAL EQUIPMENT. SEE 2.MD102 SHEETS
26.004	ELECTRICAL EQUIPMENT. SEE 2.ED102

DEMOLITION LEGEND

- BUILDING ELEMENT REMOVE AND DISPOSE.
- EXISTING TO REMAIN.
- WALL/ FINISHES REMOVE BY OWNER.
- PLASTER WALLS REMOVE BY OWNER.
- REMOVE EXISTING CARPET U.N.O. DISPOSE. SEE STRUCTURAL SD SHEETS FOR EXTENT OF FLOOR SLAB REMOVAL BELOW EXISTING FINISHES AND SHORING REQUIREMENTS.

KEY MAP

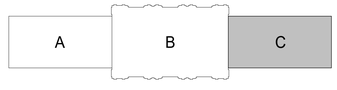

CRSA
ARCHITECTURE · PLANNING · INTERIORS
175 S MAIN STREET, STE 300 · SLC, UTAH 84111
801-355-5915 www.crsa-us.com

ARCHITECT
CRSA
175 S. MAIN ST., STE. 300
SALT LAKE CITY, UT 84111
C/O ZACH HESLOP
zheslop@crsa-us.com
(801)746-4974

STRUCTURAL ENGINEER
REAVELEY ENGINEERS + ASSOC.
615 EAST 500 SOUTH, SUITE 400
SALT LAKE CITY, UT 84102
C/O JEROD JOHNSON
jjohnson@reaveley.com
(801) 486-3883

MECHANICAL ENGINEER
COLVIN ENGINEERING ASSOC.
505 E. SOUTH TEMPLE
SALT LAKE CITY, UT 84102
C/O ALLEN EVANS
aevans@cea-ut.com
(801) 322-2400

ELECTRICAL ENGINEER
SPECTRUM ENGINEERING
324 STATE ST. STE. 400
SALT LAKE CITY, UT 84102
C/O MICHAEL FACKRELL
michael.fackrell@speceng.com
(801) 328-5151

CM/GC
GRAMOLL CONSTRUCTION
155 S 750 W
NORTH SALT LAKE, UT 84054
C/O JIM GRAMOLL
jim.gramoll@gramoll.com
(801) 295-2341

RIO GRANDE DEPOT SEISMIC UPGRADE

300 SOUTH RIO GRANDE STREET
SALT LAKE CITY, UT 84101

DFCM PROJECT #20229080

STAMP

STATE OF UTAH
ZACHARY M. HESLOP
11965299-0301
LICENSED ARCHITECT

10/17/2022

ISSUE TYPE:		DATE:
BP-02 DD		OCTOBER 3, 2022
1	ADD 01	October 19, 2022
2	ADD 02	October 27, 2022

PROJECT NUMBER:	21-031
DRAWN BY:	Author
CHECKED BY:	Checker

PHASE 2 UPPER LEVEL DEMOLITION FLOOR PLAN AREA C

2.AD102C

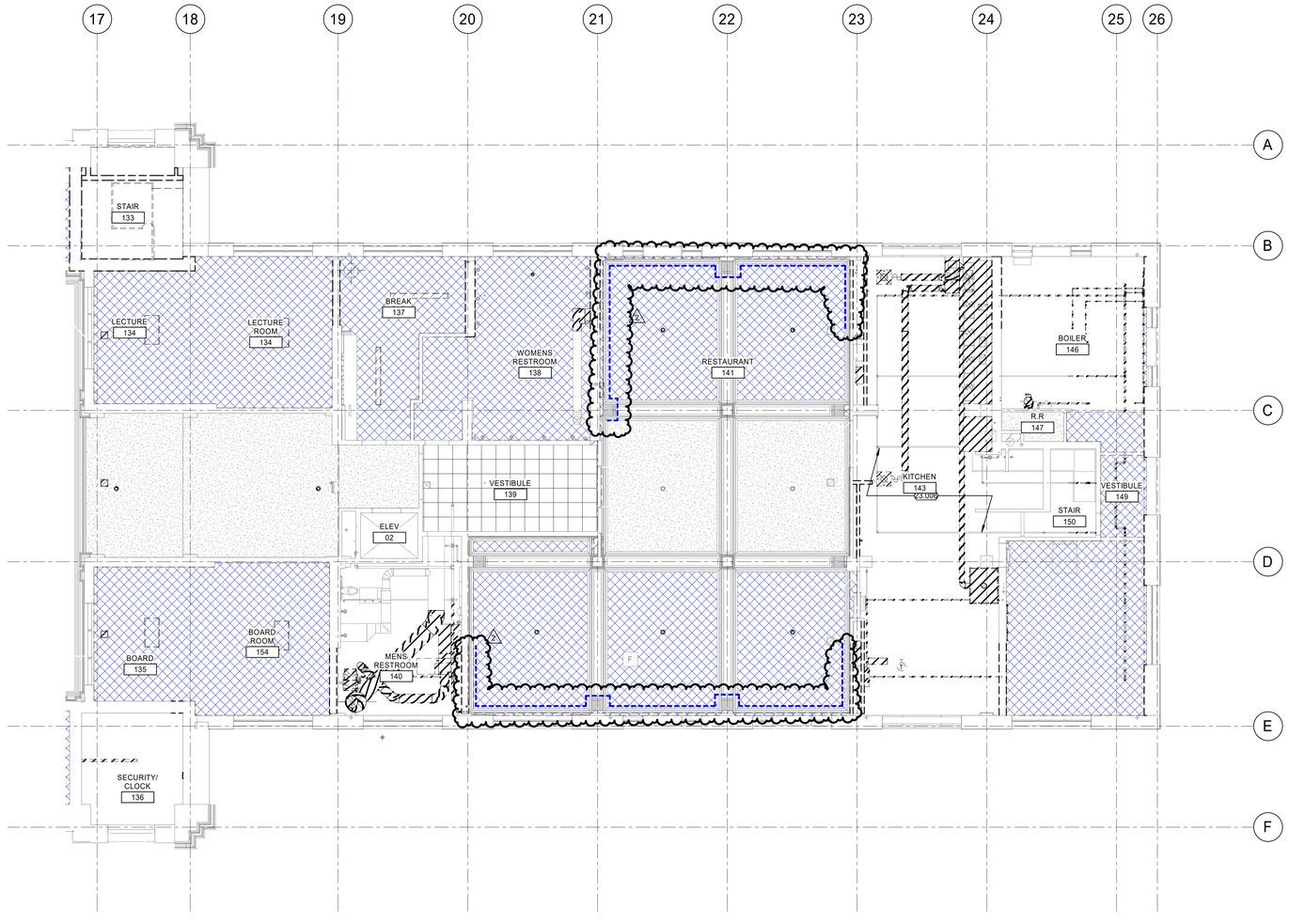

PHASE 2 MAIN LEVEL DEMOLITION RCP AREA C

N A1 2.AD111C 1/8" = 1'-0"

GENERAL NOTES

A. CONTRACTOR SHALL NOTIFY ARCHITECT IN WRITING OF DISCREPANCIES BETWEEN EXISTING CONDITIONS AND DRAWINGS BEFORE PROCEEDING WITH SELECTIVE DEMOLITION.

B. CONTRACTOR TO PROVIDE ANY TEMPORARY SHORING OF CEILING, FLOOR, ROOF, FOUNDATION, AND/OR WALL STRUCTURES UNTIL PERMANENT SUPPORT IS INSTALLED.

C. DEMOLITION WORK OF THIS CONTRACT INCLUDES ALL INCIDENTAL REMOVAL AND/OR MODIFICATION OF MINOR FEATURES NOT SPECIFICALLY INDICATED IN THE DRAWINGS BUT REQUIRED IN ORDER TO EXECUTE THE WORK.

D. HAZARDOUS MATERIAL ABATEMENT IS TO BE COMPLETED BY OWNER. HAZARDOUS MATERIAL INVENTORY REPORT IS AVAILABLE FOR REFERENCE FROM THE OWNER. CONTRACTOR SHALL NOTIFY THE OWNER IMMEDIATELY IF SUSPECTED HAZARDOUS MATERIALS ARE ENCOUNTERED AND HAZARDOUS MATERIALS SHALL BE ABATED BY OTHERS BEFORE PROCEEDING WITH SELECTIVE DEMOLITION.

E. CONTRACTOR TO PATCH ANY HOLES RESULTING FROM DEMOLITION WORK AND PATCH TO MATCH SURROUNDING FINISH MATERIAL.

F. CONTRACTOR TO NOTIFY THE ARCHITECT OF ANY HISTORICALLY SIGNIFICANT FEATURES UNCOVERED BEFORE DEMOLISHING THEM.

G. ALL HISTORIC ITEMS CALLED OUT TO BE SALVAGED NEED TO BE REMOVED CAREFULLY AND STORED FOR REINSTALLATION.

H. FIRE EXTINGUISHERS ON WALL TO BE REMOVED ARE TO BE RETURNED TO OWNER, DISPOSE CABINETS.

KEYNOTES

23.006	SEE 2.FD101,2.MD101 AND 2.ED101 SHEETS

DEMOLITION LEGEND

DEMOLITION

EXISTING TO REMAIN

CEILING DEMOLITION REMOVE BY OWNER

EXISTING GYPSUM CEILING TO REMAIN

EXISTING ACT CEILING TO REMAIN

KEY MAP



CRSA
ARCHITECTURE · PLANNING · INTERIORS
175 S MAIN STREET, STE 300 · SLC, UTAH 84111
801-355-5915 www.crsa-us.com

ARCHITECT		
CRSA		C/O ZACH HESLOP
175 S. MAIN ST., STE. 300		zheslop@crsa-us.com
SALT LAKE CITY, UT 84111		(801)746-4974
STRUCTURAL ENGINEER		
REAVELEY ENGINEERS + ASSOC.		C/O JEROD JOHNSON
675 EAST 500 SOUTH, SUITE 400		jjohnson@reaveley.com
SALT LAKE CITY, UT 84102		(801) 486-3883
MECHANICAL ENGINEER		
COLVIN ENGINEERING ASSOC.		C/O ALLEN EVANS
505 E. SOUTH TEMPLE		aevans@cea-ut.com
SALT LAKE CITY, UT 84102		(801) 322-2400
ELECTRICAL ENGINEER		
SPECTRUM ENGINEERING		C/O MICHAEL FACKRELL
324 STATE ST. STE. 400		michael.fackrell@speceng.com
SALT LAKE CITY, UT 84102		(801) 328-5151
CM/GC		
GRAMOLL CONSTRUCTION		C/O JIM GRAMOLL
155 S 750 W		jim.gramoll@gramoll.com
NORTH SALT LAKE, UT 84054		(801) 295-2341

RIO GRANDE DEPOT SEISMIC UPGRADE

300 SOUTH RIO GRANDE STREET
SALT LAKE CITY, UT 84101

DFCM PROJECT #20229080

STAMP

STATE OF UTAH
ZACHARY M. HESLOP
11965299-0301
LICENSED ARCHITECT

10/17/2022

ISSUE TYPE:		DATE:
BP-02 DD		OCTOBER 3, 2022
2	ADD 02	October 27, 2022
PROJECT NUMBER:		21-031
DRAWN BY:		Author
CHECKED BY:		Checker

PHASE 2 MAIN LEVEL DEMOLITION RCP AREA C

2.AD111C

2.AD111C.rvt 10/27/2022 3:17:17 PM C:\Users\ZachHeslop\Documents\Rio Grande Depot Seismic Upgrade_Architecture_ZHeslop.rvt

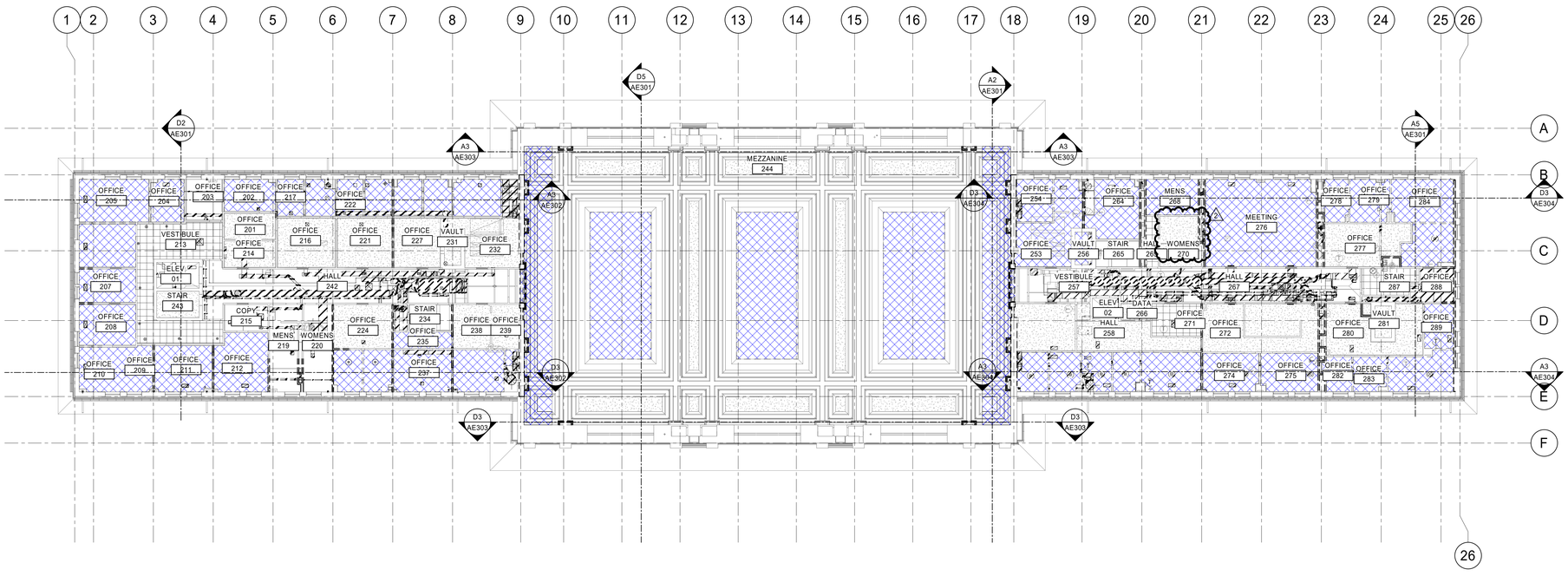

N A1 2.AD112

PHASE 2 UPPER LEVEL DEMOLITION RCP

1/16" = 1'-0"

GENERAL NOTES

A. CONTRACTOR SHALL NOTIFY ARCHITECT IN WRITING OF DISCREPANCIES BETWEEN EXISTING CONDITIONS AND DRAWINGS BEFORE PROCEEDING WITH SELECTIVE DEMOLITION.

B. CONTRACTOR TO PROVIDE ANY TEMPORARY SHORING OF CEILING, FLOOR, ROOF, FOUNDATION, AND/OR WALL STRUCTURES UNTIL PERMANENT SUPPORT IS INSTALLED.

C. DEMOLITION WORK OF THIS CONTRACT INCLUDES ALL INCIDENTAL REMOVAL AND/OR MODIFICATION OF MINOR FEATURES NOT SPECIFICALLY INDICATED IN THE DRAWINGS BUT REQUIRED IN ORDER TO EXECUTE THE WORK.

D. HAZARDOUS MATERIAL ABATEMENT IS TO BE COMPLETED BY OWNER. HAZARDOUS MATERIAL INVENTORY REPORT IS AVAILABLE FOR REFERENCE FROM THE OWNER. CONTRACTOR SHALL NOTIFY THE OWNER IMMEDIATELY IF SUSPECTED HAZARDOUS MATERIALS ARE ENCOUNTERED AND HAZARDOUS MATERIALS SHALL BE ABATED BY OTHERS BEFORE PROCEEDING WITH SELECTIVE DEMOLITION.

E. CONTRACTOR TO PATCH ANY HOLES RESULTING FROM DEMOLITION WORK AND PATCH TO MATCH SURROUNDING FINISH MATERIAL.

F. CONTRACTOR TO NOTIFY THE ARCHITECT OF ANY HISTORICALLY SIGNIFICANT FEATURES UNCOVERED BEFORE DEMOLISHING THEM.

G. ALL HISTORIC ITEMS CALLED OUT TO BE SALVAGED NEED TO BE REMOVED CAREFULLY AND STORED FOR REINSTALLATION.

H. FIRE EXTINGUISHERS ON WALL TO BE REMOVED ARE TO BE RETURNED TO OWNER, DISPOSE CABINETS.

DEMOLITION LEGEND

DEMOLITION

EXISTING TO REMAIN

CEILING DEMOLITION REMOVE BY OWNER

EXISTING GYPSUM CEILING TO REMAIN

EXISTING ACT CEILING TO REMAIN

REMOVE EXISTING ACT CEILING. DISPOSE.

KEY MAP

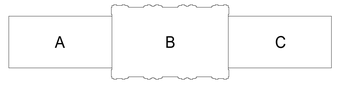

CRSA

ARCHITECTURE · PLANNING · INTERIORS

175 S MAIN STREET, STE 300 · SLC, UTAH 84111

801-355-5915 www.crsa-us.com

ARCHITECT
CRSA
175 S. MAIN ST., STE. 300
SALT LAKE CITY, UT 84111
C/O ZACH HESLOP
zheslop@crsa-ut.com
(801)746-4974

STRUCTURAL ENGINEER
REAVELEY ENGINEERS + ASSOC.
675 EAST 500 SOUTH, SUITE 400
SALT LAKE CITY, UT 84102
C/O JEROD JOHNSON
jjohnson@reaveley.com
(801) 486-3883

MECHANICAL ENGINEER
COLVIN ENGINEERING ASSOC.
505 E. SOUTH TEMPLE
SALT LAKE CITY, UT 84102
C/O ALLEN EVANS
aevans@cea-ut.com
(801) 322-2400

ELECTRICAL ENGINEER
SPECTRUM ENGINEERING
324 STATE ST. STE. 400
SALT LAKE CITY, UT 84102
C/O MICHAEL FACKRELL
michael.fackrell@speceng.com
(801) 328-5151

CM/GC
GRAMOLL CONSTRUCTION
155 S 750 W
NORTH SALT LAKE, UT 84054
C/O JIM GRAMOLL
jim.gramoll@gramoll.com
(801) 295-2341

RIO GRANDE DEPOT SEISMIC UPGRADE

300 SOUTH RIO GRANDE STREET
SALT LAKE CITY, UT 84101

DFCM PROJECT #20229080

STAMP

STATE OF UTAH — ZACHARY M. HESLOP — 11965299-0301 — LICENSED ARCHITECT

10/17/2022

ISSUE TYPE:		DATE:
BP-02 DD		OCTOBER 3, 2022
2	ADD 02	October 27, 2022
PROJECT NUMBER:		21-031
DRAWN BY:		Author
CHECKED BY:		Checker

PHASE 2 UPPER LEVEL DEMOLITION RCP

2.AD112

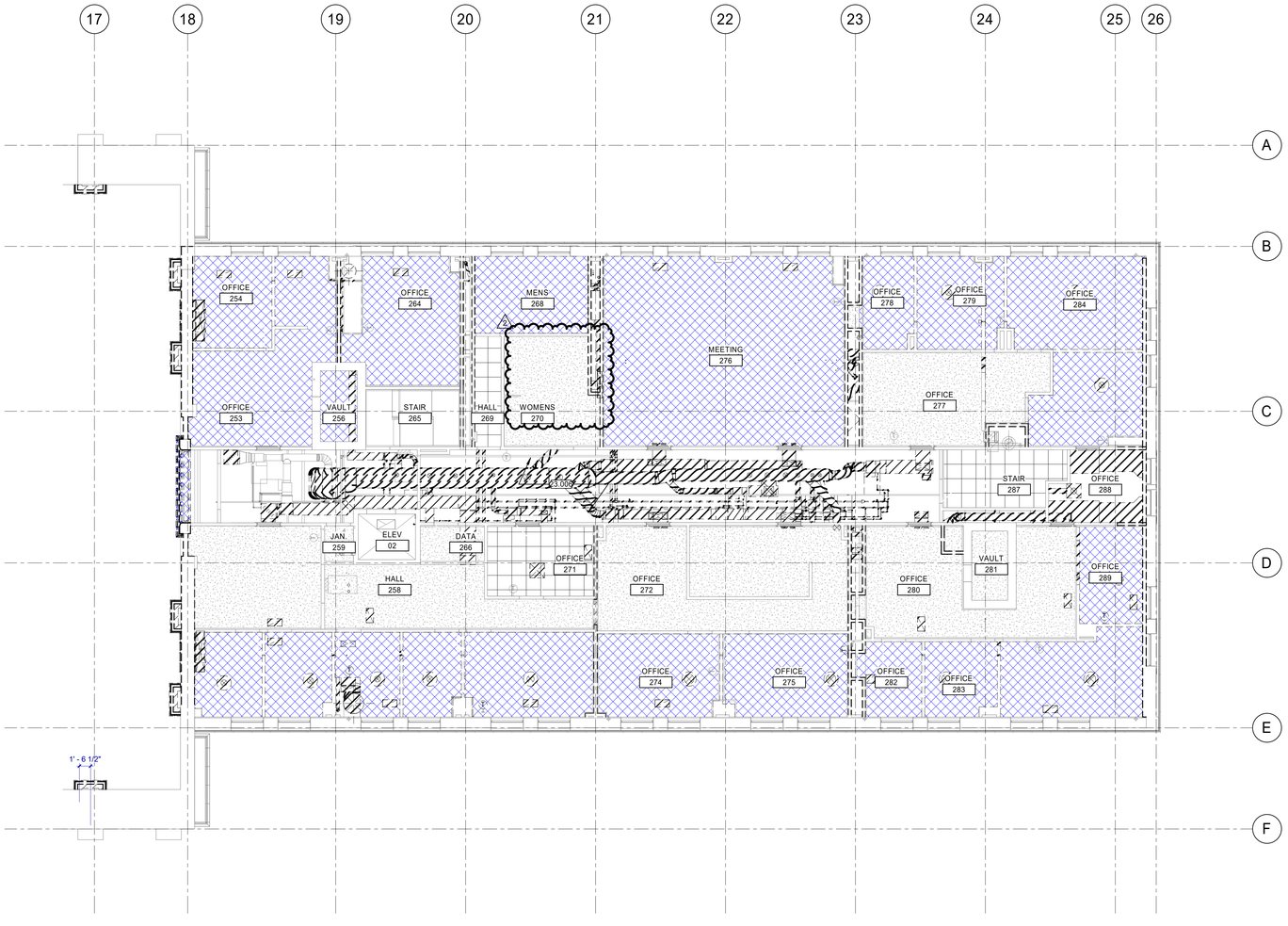

PHASE 2 UPPER LEVEL DEMOLITION RCP
AREA C

N A1 2.AD112C 1/8" = 1'-0"

GENERAL NOTES

A. CONTRACTOR SHALL NOTIFY ARCHITECT IN WRITING OF DISCREPANCIES BETWEEN EXISTING CONDITIONS AND DRAWINGS BEFORE PROCEEDING WITH SELECTIVE DEMOLITION.

B. CONTRACTOR TO PROVIDE ANY TEMPORARY SHORING OF CEILING, FLOOR, ROOF, FOUNDATION, AND/OR WALL STRUCTURES UNTIL PERMANENT SUPPORT IS INSTALLED.

C. DEMOLITION WORK OF THIS CONTRACT INCLUDES ALL INCIDENTAL REMOVAL AND/OR MODIFICATION OF MINOR FEATURES NOT SPECIFICALLY INDICATED IN THE DRAWINGS BUT REQUIRED IN ORDER TO EXECUTE THE WORK.

D. HAZARDOUS MATERIAL ABATEMENT IS TO BE COMPLETED BY OWNER. HAZARDOUS MATERIAL INVENTORY REPORT IS AVAILABLE FOR REFERENCE FROM THE OWNER. CONTRACTOR SHALL NOTIFY THE OWNER IMMEDIATELY IF SUSPECTED HAZARDOUS MATERIALS ARE ENCOUNTERED AND HAZARDOUS MATERIALS SHALL BE ABATED BY OTHERS BEFORE PROCEEDING WITH SELECTIVE DEMOLITION.

E. CONTRACTOR TO PATCH ANY HOLES RESULTING FROM DEMOLITION WORK AND PATCH TO MATCH SURROUNDING FINISH MATERIAL.

F. CONTRACTOR TO NOTIFY THE ARCHITECT OF ANY HISTORICALLY SIGNIFICANT FEATURES UNCOVERED BEFORE DEMOLISHING THEM.

G. ALL HISTORIC ITEMS CALLED OUT TO BE SALVAGED NEED TO BE REMOVED CAREFULLY AND STORED FOR REINSTALLATION.

H. FIRE EXTINGUISHERS ON WALL TO BE REMOVED ARE TO BE RETURNED TO OWNER, DISPOSE CABINETS.

KEYNOTES

23.006	SEE 2.FD101,2.MD101 AND 2.ED101 SHEETS

DEMOLITION LEGEND

DEMOLITION

EXISTING TO REMAIN

CEILING DEMOLITION REMOVE BY OWNER

EXISTING GYPSUM CEILING TO REMAIN

EXISTING ACT CEILING TO REMAIN

REMOVE EXISTING ACT CEILING. DISPOSE.

KEY MAP



CRSA

ARCHITECTURE · PLANNING · INTERIORS

175 S MAIN STREET, STE 300 · SLC, UTAH 84111
801-355-5915 www.crsa-us.com

ARCHITECT
CRSA
175 S. MAIN ST., STE. 300
SALT LAKE CITY, UT 84111
C/O ZACH HESLOP
zheslop@crsa-us.com
(801)746-4974

STRUCTURAL ENGINEER
REAVELEY ENGINEERS + ASSOC.
675 EAST 500 SOUTH, SUITE 400
SALT LAKE CITY, UT 84102
C/O JEROD JOHNSON
jjohnson@reaveley.com
(801) 486-3883

MECHANICAL ENGINEER
COLVIN ENGINEERING ASSOC.
505 E. SOUTH TEMPLE
SALT LAKE CITY, UT 84102
C/O ALLEN EVANS
aevans@cea-ut.com
(801) 322-2400

ELECTRICAL ENGINEER
SPECTRUM ENGINEERING
324 STATE ST. STE. 400
SALT LAKE CITY, UT 84102
C/O MICHAEL FACKRELL
michael.fackrell@speceng.com
(801) 328-5151

CM/GC
GRAMOLL CONSTRUCTION
155 S 750 W
NORTH SALT LAKE, UT 84054
C/O JIM GRAMOLL
jim.gramoll@gramoll.com
(801) 295-2341

RIO GRANDE DEPOT SEISMIC UPGRADE

300 SOUTH RIO GRANDE STREET
SALT LAKE CITY, UT 84101

DFCM PROJECT #20229080

STAMP

STATE OF UTAH
ZACHARY M. HESLOP
11965299-0301
LICENSED ARCHITECT

10/17/2022

ISSUE TYPE:		DATE:
BP-02 DD		OCTOBER 3, 2022
1	ADD 01	October 19, 2022
2	ADD 02	October 27, 2022

PROJECT NUMBER:	21-031
DRAWN BY:	Author
CHECKED BY:	Checker

PHASE 2 UPPER LEVEL DEMOLITION RCP AREA C

2.AD112C

2.AD112C.rvt Z:\Projects\Rio Grande Depot Seismic Upgrade\21-031 RG Grande Depot Seismic Upgrade_Architecture.rvt
10/6/2022 4:01:13 PM

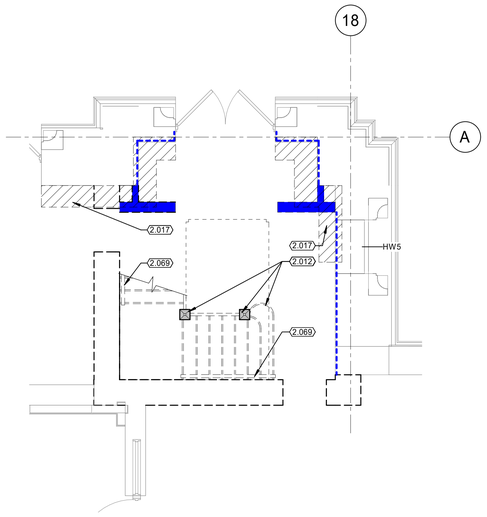

D1 2.AD430 MAIN FLOOR ENLARGED DEMO PLAN - NW STAIR
1/4" = 1'-0"

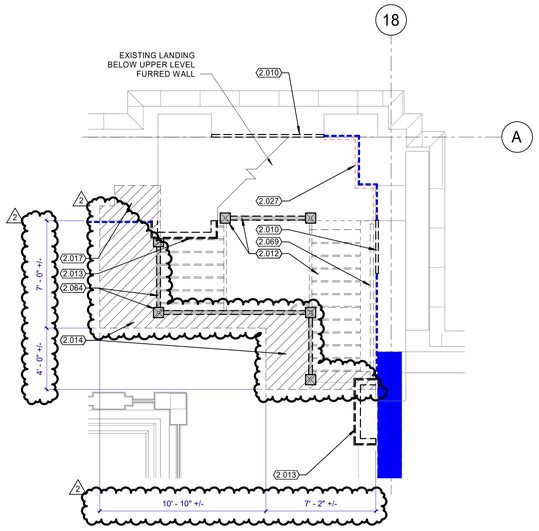

D3 2.AD430 UPPER LEVEL ENLARGED DEMO PLAN - NW STAIR
1/4" = 1'-0"

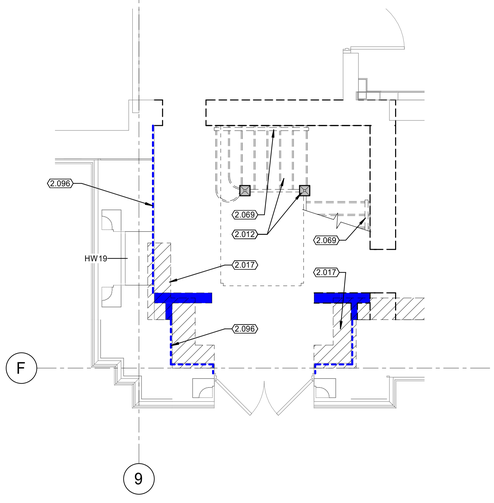

B1 2.AD430 MAIN FLOOR ENLARGED DEMO PLAN - SE STAIR
1/4" = 1'-0"

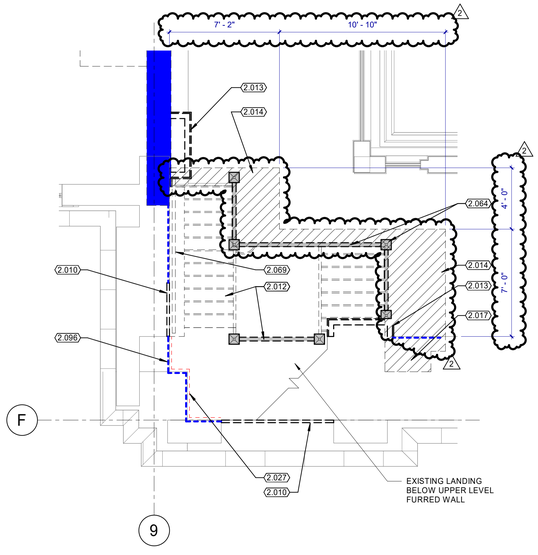

B3 2.AD430 UPPER LEVEL ENLARGED DEMO PLAN - SE STAIR
1/4" = 1'-0"

GENERAL NOTES

A. CONTRACTOR SHALL NOTIFY ARCHITECT IN WRITING OF DISCREPANCIES BETWEEN EXISTING CONDITIONS AND DRAWINGS BEFORE PROCEEDING WITH SELECTIVE DEMOLITION.

B. CONTRACTOR TO PROVIDE ANY TEMPORARY SHORING OF CEILING, FLOOR, ROOF, FOUNDATION, AND/OR WALL STRUCTURES UNTIL PERMANENT SUPPORT IS INSTALLED.

C. DEMOLITION WORK OF THIS CONTRACT INCLUDES ALL INCIDENTAL REMOVAL AND/OR MODIFICATION OF MINOR FEATURES NOT SPECIFICALLY INDICATED IN THE DRAWINGS BUT REQUIRED IN ORDER TO EXECUTE THE WORK.

D. HAZARDOUS MATERIAL ABATEMENT IS TO BE COMPLETED BY OWNER. HAZARDOUS MATERIAL INVENTORY REPORT IS AVAILABLE FOR REFERENCE FROM THE OWNER. CONTRACTOR SHALL NOTIFY THE OWNER IMMEDIATELY IF SUSPECTED HAZARDOUS MATERIALS ARE ENCOUNTERED AND HAZARDOUS MATERIALS SHALL BE ABATED BY OTHERS BEFORE PROCEEDING WITH SELECTIVE DEMOLITION.

E. CONTRACTOR TO PATCH ANY HOLES RESULTING FROM DEMOLITION WORK AND PATCH TO MATCH SURROUNDING FINISH MATERIAL.

F. CONTRACTOR TO NOTIFY THE ARCHITECT OF ANY HISTORICALLY SIGNIFICANT FEATURES UNCOVERED BEFORE DEMOLISHING THEM.

G. ALL HISTORIC ITEMS CALLED OUT TO BE SALVAGED NEED TO BE REMOVED CAREFULLY AND STORED FOR REINSTALLATION.

H. FIRE EXTINGUISHERS ON WALL TO BE REMOVED ARE TO BE RETURNED TO OWNER, DISPOSE CABINETS.

KEYNOTES

2.010	REMOVE WOOD GUARDS AT WINDOW OPENING. DISPOSE.
2.012	DISMANTLE STAIRCASE. SALVAGE CAST IRON NEWEL POSTS AND HORIZONTAL SECTIONS OF CAST IRON GUARDRAILS. SALVAGE STONE LANDINGS AND RISERS.
2.013	REMOVE PILASTER AFTER RELATED PROFILE MOLDS HAVE BEEN TAKEN AND APPROVED.
2.014	REMOVE FLOOR SLAB AT NEW STAIR LOCATION. APPROXIMATE EXTENT SHOWN. COORDINATE WITH CONSTRUCTION DOCUMENTS FOR ACTUAL SIZE OF FLOOR OPENING.
2.017	AREA OF FLOOR SLAB REMOVAL. SEE STRUCTURAL SHEETS SD101B AND SD102B.
2.027	REMOVE STONE BASE AND PLINTHS. SALVAGE FOR REUSE.
2.064	DISMANTLE GUARDRAILS. SALVAGE ALL ELEMENTS INCLUDING CAST IRON SKIRT FOR REINSTALLATION.
2.069	SALVAGE ALL WOOD HANDRAILS AND TOP RAILS. SALVAGE METAL WALL BRACKETS.
2.096	PLASTER FINISH TO BE REMOVED TO BRICK/BLOCK BY OWNER.

DEMOLITION LEGEND

- BUILDING ELEMENT REMOVE AND DISPOSE.
- EXISTING TO REMAIN.
- FLOOR SLAB REMOVE. DISPOSE.
- WALL/ FINISHES REMOVE BY OWNER.
- PLASTER WALLS ONLY REMOVE BY OWNER.
- REMOVE EXISTING CARPET U.N.O. DISPOSE. SEE STRUCTURAL SD SHEETS FOR EXTENT OF FLOOR SLAB REMOVAL BELOW EXISTING FINISHES AND SHORING REQUIREMENTS.

CRSA
ARCHITECTURE · PLANNING · INTERIORS
175 S MAIN STREET, STE 300 · SLC, UTAH 84111
801-355-5915 www.crsa-us.com

ARCHITECT
CRSA — C/O ZACH HESLOP
175 S. MAIN ST., STE. 300 — zheslop@crsa-us.com
SALT LAKE CITY, UT 84111 — (801)746-4974

STRUCTURAL ENGINEER
REAVELEY ENGINEERS + ASSOC. — C/O JEROD JOHNSON
675 EAST 500 SOUTH, SUITE 400 — jjohnson@reaveley.com
SALT LAKE CITY, UT 84102 — (801) 486-3883

MECHANICAL ENGINEER
COLVIN ENGINEERING ASSOC. — C/O ALLEN EVANS
505 E. SOUTH TEMPLE — aevans@cea-ut.com
SALT LAKE CITY, UT 84102 — (801) 322-2400

ELECTRICAL ENGINEER
SPECTRUM ENGINEERING — C/O MICHAEL FACKRELL
324 STATE ST. STE. 400 — michael.fackrell@speceng.com
SALT LAKE CITY, UT 84102 — (801) 328-5151

CM/GC
GRAMOLL CONSTRUCTION — C/O JIM GRAMOLL
155 S 750 W — jim.gramoll@gramoll.com
NORTH SALT LAKE, UT 84054 — (801) 295-2341

RIO GRANDE DEPOT SEISMIC UPGRADE

300 SOUTH RIO GRANDE STREET
SALT LAKE CITY, UT 84101

DFCM PROJECT #20229080

STAMP

STATE OF UTAH — ZACHARY M. HESLOP — 11965299-0301 — LICENSED ARCHITECT

10/17/2022

ISSUE TYPE:	DATE:
BP-02 DD	OCTOBER 3, 2022
2 ADD 02	October 27, 2022

PROJECT NUMBER:	21-031
DRAWN BY:	Author
CHECKED BY:	Checker

PHASE 2 STAIR DEMOLITION

2.AD430

REAVELEY
Engineers

Rio Grande – Addendum 2 BP-02

Drawing Revisions

October 26, 2022

SD101B

- Revised floor demolition dimensions for newly proposed L shaped stair configuration



A1 / SD101B MAIN FLOOR DEMO PLAN - GRAND LOBBY

SCALE: 1/8" = 1'-0"

EXISTING BUILDING DEMO NOTES

1. THE CONTRACTOR SHALL FIELD VERIFY ALL EXISTING CONDITIONS PRIOR TO DEMOLISHING ANY STRUCTURAL ELEMENT. ALL DISCREPANCIES SHALL BE BROUGHT TO THE ATTENTION OF THE DESIGN TEAM IN A TIMELY MANNER SUCH THAT WORK WILL NOT BE DELAYED.

2. THE CONTRACTOR SHALL PROVIDE ADEQUATE SHORING OF EXISTING STRUCTURE DURING CONSTRUCTION.

FLOOR DEMO NOTES

1. INDICATES EXTENT OF FLOOR DEMO

2. DO NOT DEMO ANY EXISTING CONCRETE BEAM

3. THE CONTRACTOR SHALL PROVIDE ADEQUATE SHORTING OF EXISTING STRUCTURE DURING DEMOLITION. SHORING SHOWN ON DRAWINGS IS FOR REFERENCE ONLY

4. THERE WILL BE ADDITIONAL FLOOR DEMOLITION REQUIREMENTS FOR THE NEW CONCRETE SHEARWALLS AND SEISMIC UPGRADES. WHERE EXISTING CONCRETE BEAMS ARE LOCATED UNDER HIGHLY LOADED CONCRETE WALLS, FUTURE DEMOLITION OF CONCRETE WILL BE REQUIRED AROUND EXISTING CONCRETE BEAM REINFORCING. TEMPORARY SHORING MAY BE REQUIRED FOR STABILITY DURING CONSTRUCTION

5. STRUCTURAL DEMO DRAWINGS HAVE BEEN PREPARED TO ONLY DEPICT EXTENT OF FLOOR DEMOLITION. SEE ARCH FOR REMAINING DEMOLITION REQUIREMENTS

6. DO NOT DEMO ANY EXISTING REINFORCEMENT. CHIP AND EXPOSE AS REQUIRED.

KEY MAP

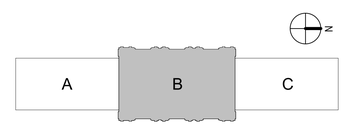

CRSA
ARCHITECTURE · PLANNING · INTERIORS
649 E SOUTH TEMPLE
SALT LAKE CITY, UT 84102
801.355.5915 · www.crsa-us.com

ARCHITECT
CRSA — C/O ZACH HESLOP
175 S. MAIN ST., STE. 300 — zheslop@crsa-us.com
SALT LAKE CITY, UT 84111 — (801)746-4974

STRUCTURAL ENGINEER
REAVELEY ENGINEERS + ASSOC. — C/O JEROD JOHNSON
515 EAST 100 SOUTH, SUITE 1200 — johnson@reaveley.com
SALT LAKE CITY, UT 84102 — (801) 486-3883

MECHANICAL ENGINEER
COLVIN ENGINEERING ASSOC. — C/O ALLEN EVANS
505 E. SOUTH TEMPLE — aevans@cea-ut.com
SALT LAKE CITY, UT 84102 — (801) 322-2400

ELECTRICAL ENGINEER
SPECTRUM ENGINEERING — C/O MICHAEL FACKRELL
324 STATE ST. STE. 400 — michael.fackrell@speceng.com
SALT LAKE CITY, UT 84102 — (801) 328-5151

CM/GC
GRAMOLL CONSTRUCTION — C/O JIM GRAMOLL
155 S 750 W — jim.gramoll@gramoll.com
NORTH SALT LAKE, UT 84054 — (801) 295-2341

RIO GRANDE DEPOT SEISMIC UPGRADE

300 SOUTH RIO GRANDE STREET
SALT LAKE CITY, UT 84101

DFCM PROJECT #20229080

STAMP



10/03/2022

ISSUE TYPE:		DATE:
BP-02		10/03/2022
1	BP-02 ADD-01	10/19/2022
2	BP-02 ADD-02	10/26/2022

PROJECT NUMBER:	21-031
DRAWN BY:	JTA/RE+A
CHECKED BY:	AHG/RE+A

MAIN FLOOR DEMO PLAN - GRAND LOBBY

SD101B

10/3/2022 2:13:34 PM C:\Users\jtaylor\Documents\rgd\20229080-Rio Grande Depot Seismic Rehabilitation-21-031_jtaylor.rvt

COLVIN ENGINEERING ASSOCIATES

Mechanical Addendum 02 – BP-01 & BP-02

Project ..... Rio Grande Depot Seismic Upgrade
CEA Project Number..... 2022-081.00
Date..... 10/27/2022

This Addendum shall be considered part of the Contract Documents and Project Manual for the above-mentioned project as though it had been issued at the same time and shall be incorporated integrally therewith.

Where provisions of the following supplementary data differ from those of the original Contract Documents and Project Manual, the Addendum shall govern and take precedence.

Drawings

Item	Sheet	Description
02.01	1.FD100	Replace existing sheet with revised sheet. Keynotes revised and added for clarification. Borders and Keynote 5 added to indicate desired fire sprinkler system zoning.
02.02	1.FD101	Replace existing sheet with revised sheet. Keynotes revised and added for clarification. Borders and Keynote 6 added to indicate desired fire sprinkler system zoning.
02.03	1.FD102	Replace existing sheet with revised sheet. Borders and Keynotes 4-5 added to indicate desired fire sprinkler system zoning.
02.04	1.FD103	Replace existing sheet with revised sheet. Borders and Keynote 5 added to indicate desired fire sprinkler system zoning.
02.05	1.PD100C	Replace existing sheet with revised sheet. Keynotes revised.
02.06	1.PD101	Replace existing sheet with revised sheet. Added callout view, 1.PD402. Keynotes revised.
02.07	1.PD102	Replace existing sheet with revised sheet. Keynotes revised and added for clarification. Revised piping demolition in walls being removed.
02.08	1.PD103	Replace existing sheet with revised sheet. Keynotes revised and added for clarification. Revised piping demolition in attic for piping in walls below being removed.
02.09	1.PD401	Replace existing sheet with revised sheet. Detail 3.PD401 updated to show water closets in 270 Women's RR being removed and salvaged as part of Phase 01 Demo. Keynotes revised.

Item	Sheet	Description
02.10	1.PD402	Replace existing sheet with revised sheet. Detail 2.PD402 added.
02.11	1.MD100A	Replace existing sheet with revised sheet. Keynotes revised.
02.12	1.MD100B	Replace existing sheet with revised sheet. Keynotes revised.
02.13	1.MD100C	Replace existing sheet with revised sheet. Keynotes revised.
02.14	1.MD101A	Replace existing sheet with revised sheet. Keynotes revised.
02.15	1.MD101B	Replace existing sheet with revised sheet. Keynotes revised.
02.16	1.MD101C	Replace existing sheet with revised sheet. Keynotes revised.
02.17	1.MD102A	Replace existing sheet with revised sheet. Keynotes revised.
02.18	1.MD102B	Replace existing sheet with revised sheet. Keynotes revised.
02.19	1.MD102C	Replace existing sheet with revised sheet. Keynotes revised.
02.20	1.MD103A	Replace existing sheet with revised sheet. Keynotes revised.
02.21	1.MD103C	Replace existing sheet with revised sheet. Keynotes revised.
02.22	1.MD401	Replace existing sheet with revised sheet. Keynotes revised.
02.23	FP002	Replace existing sheet with revised sheet. Demolition legend added.
02.24	2.FD100	Replace existing sheet with revised sheet. Demolition legend added. Keynotes revised.

Item	Sheet	Description
02.25	2.FD101	Replace existing sheet with revised sheet. Demolition legend added. Keynotes revised. Demolition scope for sprinkler piping at new shear wall locations revised. It is understood that existing sprinkler piping can be left in place and sleeved through new sheer walls.
02.26	2.FD102	Replace existing sheet with revised sheet. Demolition legend added. Demolition scope for sprinkler piping at new shear wall locations revised. It is understood that existing sprinkler piping can be left in place and sleeved through new shear walls.
02.27	2.FD103	Replace existing sheet with revised sheet. Demolition legend added. Keynotes revised.
02.28	PL002	Replace existing sheet with revised sheet. Demolition legend added.
02.29	2.PD100	Replace existing sheet with revised sheet. Demolition legend added.
02.30	2.PD100A	Replace existing sheet with revised sheet. Demolition legend added. Keynotes revised and added for clarification. Plumbing demo scope revised to maintain more of the existing piping.
02.31	2.PD100B	Replace existing sheet with revised sheet. Demolition legend added. Keynotes revised and added for clarification.
02.32	2.PD100C	Replace existing sheet with revised sheet. Demolition legend added. Keynotes revised and added for clarification. Plumbing demo scope revised to maintain more of the existing piping.
02.33	2.PD101	Replace existing sheet with revised sheet. Demolition legend added. Keynotes revised and added for clarification.
02.34	2.PD102	Replace existing sheet with revised sheet. Demolition legend added. Keynotes revised and added for clarification. Removal of plumbing fixtures in north wing men’s restroom has been moved to Phase 01 Demo.

Item	Sheet	Description
02.35	2.PD103	Replace existing sheet with revised sheet. Demolition legend added. Keynotes revised and added for clarification.
02.36	2.PD401	Replace existing sheet with revised sheet. Demolition legend added. Keynotes revised and added for clarification.
02.37	VOID	VOID
02.38	M002	Replace existing sheet with revised sheet. Demolition legend added.
02.39	2.MD100	Replace existing sheet with revised sheet. Demolition legend added. General note K added.
02.40	2.MD100A	Replace existing sheet with revised sheet. Demolition legend added. Keynotes revised and added for clarification. General note K added.
02.41	2.MD100B	Replace existing sheet with revised sheet. Demolition legend added. Keynotes revised and added for clarification. General note K added.
02.42	2.MD100C	Replace existing sheet with revised sheet. Demolition legend added. Keynotes revised and added for clarification. General note K added.
02.43	2.MD101	Replace existing sheet with revised sheet. Demolition legend added. General note K added.
02.44	2.MD101A	Replace existing sheet with revised sheet. Demolition legend added. Keynotes revised. General note K added.
02.45	2.MD101B	Replace existing sheet with revised sheet. Demolition legend added. Keynotes revised. General note K added.

Item	Sheet	Description
02.46	2.MD101C	Replace existing sheet with revised sheet. Demolition legend added. Keynotes revised. General note K added.
02.47	2.MD102	Replace existing sheet with revised sheet. Demolition legend added. General note K added.
02.48	2.MD102A	Replace existing sheet with revised sheet. Demolition legend added. Keynotes revised. Additional demolition scope shown for existing ductwork and diffusers. General note K added.
02.49	2.MD102B	Replace existing sheet with revised sheet. Demolition legend added. Keynotes revised. General note K added.
02.50	2.MD102C	Replace existing sheet with revised sheet. Demolition legend added. Keynotes revised. Additional demolition scope shown for existing ductwork and diffusers. General note K added.
02.51	2.MD103	Replace existing sheet with revised sheet. Demolition legend added. General note K added.
02.52	2.MD103A	Replace existing sheet with revised sheet. Demolition legend added. Keynotes revised. General note K added.
02.53	2.MD103B	Replace existing sheet with revised sheet. Demolition legend added. General note K added.
02.54	2.MD103C	Replace existing sheet with revised sheet. Demolition legend added. Keynotes revised and added for clarification. General note K added.

Item	Sheet	Description
02.55	2.MD401	Replace existing sheet with revised sheet. Demolition legend added. Keynotes revised and added for clarification. General note K added.
02.56	2.MD501	Replace existing sheet with revised sheet. Demolition legend added. Keynotes revised and added for clarification. General note K added.

Contractor Comments/Questions

Item	Sheet	Comment/Question	Response
02.01	ALL	Please provide a clear index/legend of what is to be demolished, salvaged or remains. The bold/faint lines are difficult to distinguish on printed copies.	Graphic legend has been added to all floor plan sheets.

End of Mechanical Addendum 02 – BP-01 & BP-02

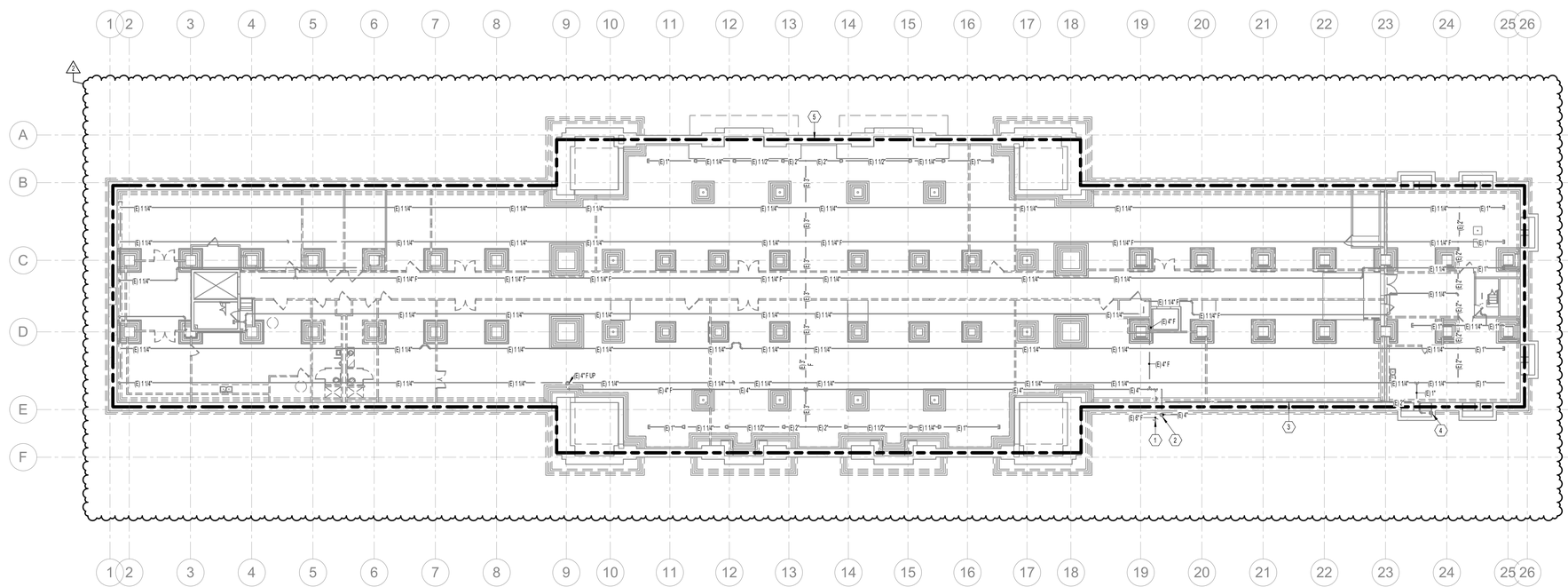

PHASE 1 BASEMENT OVERALL FIRE PROTECTION DEMO PLAN

1 SCALE: 1/16" = 1'-0"

GENERAL NOTES

A. EXISTING DRAWINGS ARE BASED ON CASUAL (NON-INTRUSIVE) FIELD OBSERVATIONS AND PREVIOUS PROJECT RECORD DOCUMENTS. UPON DISCOVERY OF CONDITIONS NOT SHOWN OR IN CONFLICT WITH THESE DRAWINGS THAT AFFECT PROJECT BUDGET AND/OR SCHEDULE, CONTRACTOR SHALL IMMEDIATELY REPORT SUCH CONDITIONS TO THE ARCHITECT/ENGINEER IN WRITING FOR DIRECTION ON HOW TO PROCEED.

B. ITEMS SHOWN DARK AND DASHED SHALL BE DEMOLISHED.

C. THE BUILDING DOES CONTAIN ASBESTOS AND LEAD BASED PAINT IN VARIOUS BUILDING MATERIALS. ITEMS THAT CONTAIN ASBESTOS AND LEAD BASED PAINT ARE NOT TO BE REMOVED OR OTHERWISE DISTURBED. FOR FURTHER INFORMATION PLEASE CONTACT OWNER'S REPRESENTATIVE R & R ENVIRONMENTAL INC. AT 801-352-2380.

D. HAZARDOUS MATERIAL ABATEMENT TO BE COMPLETED BY OWNER. HAZARDOUS MATERIAL INVENTORY REPORT IS AVAILABLE FOR REFERENCE FROM THE OWNER. CONTRACTOR SHALL NOTIFY OWNER IMMEDIATELY IF SUSPECTED HAZARDOUS MATERIALS ARE ENCOUNTERED AND HAZARDOUS MATERIALS SHALL BE ABATED BY OWNER'S REPRESENTATIVE BEFORE PROCEEDING WITH SELECTIVE DEMOLITION.

E. FIRE PROTECTION SPRINKLER SYSTEM IS INTENDED TO REMAIN ACTIVE DURING PHASE 01 DEMOLITION.

F. PROTECT SPRINKLER PIPING AND HEADS IN CLOSE PROXIMITY TO OTHER DEMOLITION WORK.

G. AT THE CONCLUSION OF PHASE 01 DEMOLITION AND PRIOR TO TURNOVER TO ABATEMENT CONTRACTOR, GENERAL CONTRACTOR SHALL SHUT DOWN AND DRAIN SYSTEM.

H. EXISTING SPRINKLER SYSTEM CONTAINS ANTIFREEZE SOLUTION. CONTRACTOR SHALL ARRANGE FOR PROPER DISPOSAL.

I. FIRE WATCH REQUIREMENTS SHALL BE COORDINATED WITH LOCAL AND STATE AHJ'S.

KEYNOTES

1	EXISTING 6" FIRE LINE ENTRY INTO BUILDING TO REMAIN.
2	EXISTING FDC LINE UP TO FREESTANDING FIRE DEPARTMENT CONNECTION TO REMAIN.
3	EXISTING SPRINKLER SYSTEM MAIN DRAIN LINE TO REMAIN.
4	EXISTING SPRINKLER SYSTEM MAIN DRAIN LINE UP TO TERMINATION AT GROUND LEVEL TO REMAIN.
5	INSTALL MANUAL LOCKING BUTTERFLY VALVE IN SPRINKLER PIPING TO ISOLATE SECTIONS EXISTING SPRINKLER SYSTEM. SUGGESTED ZONING INDICATED BY AREAS WITHIN DASHED BORDER. SPRINKLER CONTRACTOR SHALL DETERMINE IS SUGGESTED AREAS ARE APPROPRIATE AND MEET ALL REQUIRED CODES AND STANDARDS. SPRINKLER CONTRACTOR SHALL ADJUST ZONING AREAS IF REQUIRED TO COMPLY WITH CODE.

DEMOLITION LEGEND

- EXISTING PIPING TO REMAIN
- EXISTING PIPING TO BE REMOVED
- EXISTING DUCT/EQUIPMENT/FIXTURE TO REMAIN
- EXISTING DUCT/EQUIPMENT/FIXTURE TO BE REMOVED

NOTES:
1. REMOVE AND SALVAGE ITEMS AS NOTED ON PLANS.
2. ALL DUCTWORK DEMOLOTION TO BE PERFORMED BY OWNER.

KEY MAP

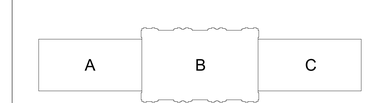

CRSA
ARCHITECTURE · PLANNING · INTERIORS
649 E SOUTH TEMPLE
SALT LAKE CITY, UT 84102
801.355.5915 · www.crsa-us.com

ARCHITECT
CRSA — C/O ZACH HESLOP
175 S. MAIN ST., STE. 300 — zheslop@crsa-us.com
SALT LAKE CITY, UT 84111 — (801)746-4974

STRUCTURAL ENGINEER
REAVELEY ENGINEERS + ASSOC. — C/O JEROD JOHNSON
675 EAST 500 SOUTH, SUITE 400 — jjohnson@reaveley.com
SALT LAKE CITY, UT 84102 — (801) 486-3883

MECHANICAL ENGINEER
COLVIN ENGINEERING ASSOC. — C/O ALLEN EVANS
505 E. SOUTH TEMPLE — aevans@cea-ut.com
SALT LAKE CITY, UT 84102 — (801) 322-2400

ELECTRICAL ENGINEER
SPECTRUM ENGINEERING — C/O MICHAEL FACKRELL
324 STATE ST. STE. 400 — michael.fackrell@speceng.com
SALT LAKE CITY, UT 84102 — (801) 328-5151

CM/GC
GRAMOLL CONSTRUCTION — C/O JIM GRAMOLL
155 S 750 W — jim.gramoll@gramoll.com
NORTH SALT LAKE, UT 84054 — (801) 295-2341

RIO GRANDE DEPOT SEISMIC UPGRADE

300 SOUTH RIO GRANDE STREET
SALT LAKE CITY, UT 84101

DFCM PROJECT #20229080

STAMP

ISSUE TYPE:	DATE:
BP-01	October 3, 2022
1 ADD 01	October 19, 2022
2 ADD 02	October 27, 2022

PROJECT NUMBER:	21-031
DRAWN BY:	EHW
CHECKED BY:	ARE

PHASE 1 BASEMENT OVERALL FIRE PROTECTION DEMO PLAN

1.FD100

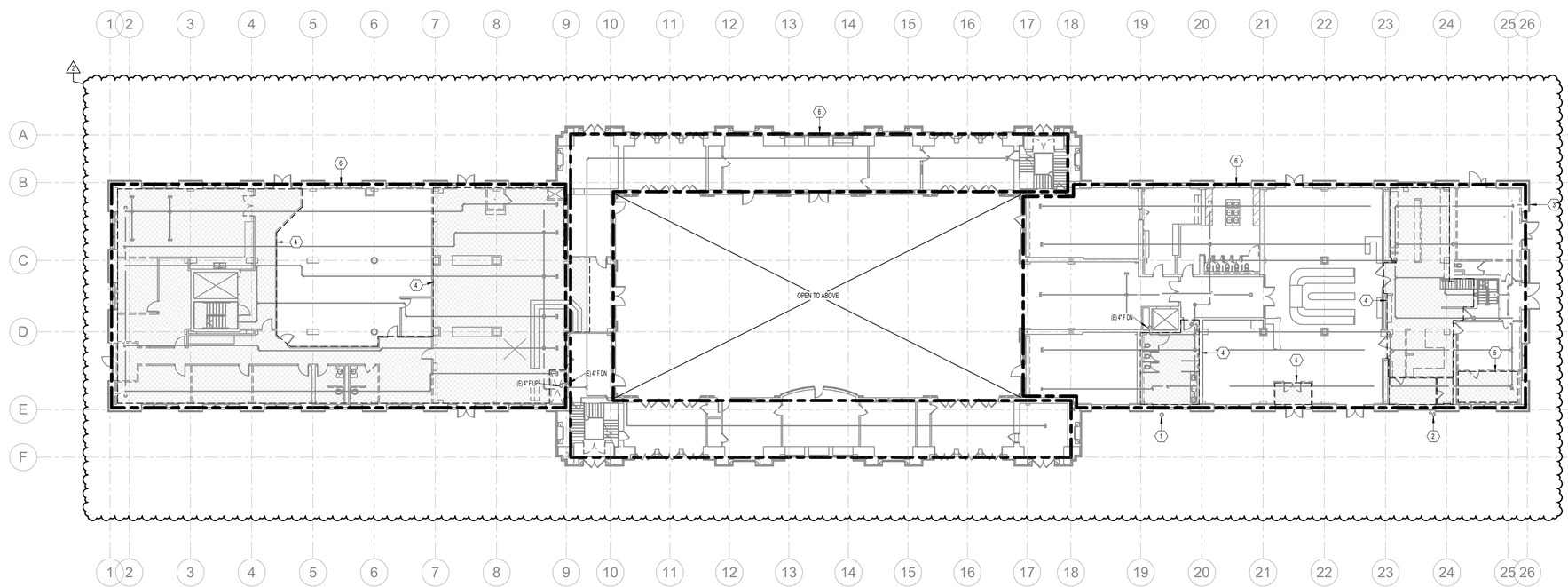

PHASE 1 MAIN LEVEL OVERALL FIRE PROTECTION DEMO PLAN

1 SCALE: 1/16" = 1'-0"

12" 0" 8" 16" 32"

GENERAL NOTES

A. EXISTING DRAWINGS ARE BASED ON CASUAL (NON-INTRUSIVE) FIELD OBSERVATIONS AND PREVIOUS PROJECT RECORD DOCUMENTS. UPON DISCOVERY OF CONDITIONS NOT SHOWN OR IN CONFLICT WITH THESE DRAWINGS THAT AFFECT PROJECT BUDGET AND/OR SCHEDULE, CONTRACTOR SHALL IMMEDIATELY REPORT SUCH CONDITIONS TO THE ARCHITECT/ENGINEER IN WRITING FOR DIRECTION ON HOW TO PROCEED.

B. ITEMS SHOWN DARK AND DASHED SHALL BE DEMOLISHED.

C. THE BUILDING DOES CONTAIN ASBESTOS AND LEAD BASED PAINT IN VARIOUS BUILDING MATERIALS. ITEMS THAT CONTAIN ASBESTOS AND LEAD BASED PAINT ARE NOT TO BE REMOVED OR OTHERWISE DISTURBED. FOR FURTHER INFORMATION PLEASE CONTACT OWNER'S REPRESENTATIVE R & R ENVIRONMENTAL INC. AT 801-352-2380.

D. HAZARDOUS MATERIAL ABATEMENT TO BE COMPLETED BY OWNER. HAZARDOUS MATERIAL INVENTORY REPORT IS AVAILABLE FOR REFERENCE FROM THE OWNER. CONTRACTOR SHALL NOTIFY OWNER IMMEDIATELY IF SUSPECTED HAZARDOUS MATERIALS ARE ENCOUNTERED AND HAZARDOUS MATERIALS SHALL BE ABATED BY OWNER'S REPRESENTATIVE BEFORE PROCEEDING WITH SELECTIVE DEMOLITION.

E. FIRE PROTECTION SPRINKLER SYSTEM IS INTENDED TO REMAIN ACTIVE DURING PHASE 01 DEMOLITION.

F. PROTECT SPRINKLER PIPING AND HEADS IN CLOSE PROXIMITY TO OTHER DEMOLITION WORK.

G. AT THE CONCLUSION OF PHASE 01 DEMOLITION AND PRIOR TO TURNOVER TO ABATEMENT CONTRACTOR, GENERAL CONTRACTOR SHALL SHUT DOWN AND DRAIN SYSTEM.

H. EXISTING SPRINKLER SYSTEM CONTAINS ANTIFREEZE SOLUTION. CONTRACTOR SHALL ARRANGE FOR PROPER DISPOSAL.

I. FIRE WATCH REQUIREMENTS SHALL BE COORDINATED WITH LOCAL AND STATE AHJ'S.

KEYNOTES

1	EXISTING FREESTANDING FIRE DEPARTMENT CONNECTION (FDC) TO REMAIN.
2	EXISTING SPRINKLER SYSTEM MAIN DRAIN LINE TERMINATION TO REMAIN.
3	EXISTING LOW POINT DRAIN TO REMAIN.
4	HATCHED AREA INDICATES CEILINGS IN THIS AREA TO BE REMOVED. SEE 1.AD111 SHEETS. PROTECT EXISTING SPRINKLER HEADS FROM DAMAGE.
5	EXISTING WALK-IN COOLER TO BE REMOVED, SEE 1.AD101 SHEETS. IF PRESENT, DISCONNECT EXISTING SPRINKLER HEADS INSIDE COOLER FROM SPRINKLER SYSTEM.
6	INSTALL MANUAL LOCKING BUTTERFLY VALVE IN SPRINKLER PIPING TO ISOLATE SECTIONS EXISTING SPRINKLER SYSTEM. SUGGESTED ZONING INDICATED BY AREAS WITHIN DASHED BORDER. SPRINKLER CONTRACTOR SHALL DETERMINE IS SUGGESTED AREAS ARE APPROPRIATE AND MEET ALL REQUIRED CODES AND STANDARDS. SPRINKLER CONTRACTOR SHALL ADJUST ZONING AREAS IF REQUIRED TO COMPLY WITH CODE.

DEMOLITION LEGEND

- EXISTING PIPING TO REMAIN
- EXISTING PIPING TO BE REMOVED
- EXISTING DUCT/EQUIPMENT/FIXTURE TO REMAIN
- EXISTING DUCT/EQUIPMENT/FIXTURE TO BE REMOVED

NOTES:
1. REMOVE AND SALVAGE ITEMS AS NOTED ON PLANS.
2. ALL DUCTWORK DEMOLOTION TO BE PERFORMED BY OWNER.

KEY MAP

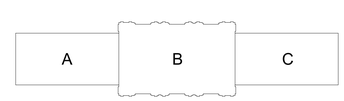

CRSA
ARCHITECTURE · PLANNING · INTERIORS
649 E SOUTH TEMPLE
SALT LAKE CITY, UT 84102
801.355.5915 · www.crsa-us.com

ARCHITECT
CRSA — C/O ZACH HESLOP
175 S. MAIN ST., STE. 300 — zheslop@crsa-us.com
SALT LAKE CITY, UT 84111 — (801)746-4974

STRUCTURAL ENGINEER
REAVELEY ENGINEERS + ASSOC. — C/O JEROD JOHNSON
675 EAST 500 SOUTH, SUITE 400 — jjohnson@reaveley.com
SALT LAKE CITY, UT 84102 — (801) 486-3883

MECHANICAL ENGINEER
COLVIN ENGINEERING ASSOC. — C/O ALLEN EVANS
505 E. SOUTH TEMPLE — aevans@cea-ut.com
SALT LAKE CITY, UT 84102 — (801) 322-2400

ELECTRICAL ENGINEER
SPECTRUM ENGINEERING — C/O MICHAEL FACKRELL
324 STATE ST. STE. 400 — michael.fackrell@speceng.com
SALT LAKE CITY, UT 84102 — (801) 328-5151

CM/GC
GRAMOLL CONSTRUCTION — C/O JIM GRAMOLL
155 S 750 W — jim.gramoll@gramoll.com
NORTH SALT LAKE, UT 84054 — (801) 295-2341

RIO GRANDE DEPOT SEISMIC UPGRADE

300 SOUTH RIO GRANDE STREET
SALT LAKE CITY, UT 84101

DFCM PROJECT #20229080

STAMP

ISSUE TYPE:		DATE:
BP-01		October 3, 2022
1	ADD 01	October 19, 2022
2	ADD 02	October 27, 2022

PROJECT NUMBER:	21-031
DRAWN BY:	EHW
CHECKED BY:	ARE

PHASE 1 MAIN LEVEL OVERALL FIRE PROTECTION DEMO PLAN

1.FD101

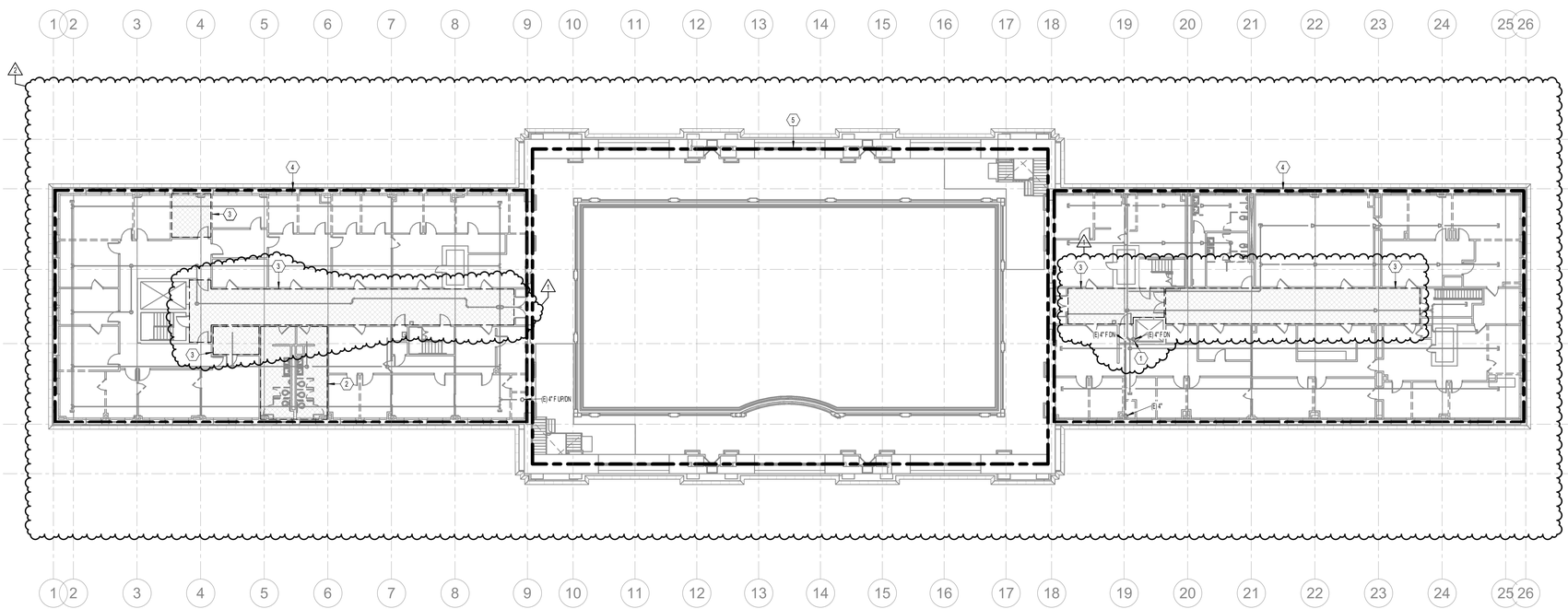

PHASE 1 UPPER LEVEL OVERALL FIRE PROTECTION DEMO PLAN

1 SCALE: 1/16" = 1'-0"

GENERAL NOTES

A. EXISTING DRAWINGS ARE BASED ON CASUAL (NON-INTRUSIVE) FIELD OBSERVATIONS AND PREVIOUS PROJECT RECORD DOCUMENTS. UPON DISCOVERY OF CONDITIONS NOT SHOWN OR IN CONFLICT WITH THESE DRAWINGS THAT AFFECT PROJECT BUDGET AND/OR SCHEDULE, CONTRACTOR SHALL IMMEDIATELY REPORT SUCH CONDITIONS TO THE ARCHITECT/ENGINEER IN WRITING FOR DIRECTION ON HOW TO PROCEED.

B. ITEMS SHOWN DARK AND DASHED SHALL BE DEMOLISHED.

C. THE BUILDING DOES CONTAIN ASBESTOS AND LEAD BASED PAINT IN VARIOUS BUILDING MATERIALS. ITEMS THAT CONTAIN ASBESTOS AND LEAD BASED PAINT ARE NOT TO BE REMOVED OR OTHERWISE DISTURBED. FOR FURTHER INFORMATION PLEASE CONTACT OWNER'S REPRESENTATIVE R & R ENVIRONMENTAL INC. AT 801-352-2380.

D. HAZARDOUS MATERIAL ABATEMENT TO BE COMPLETED BY OWNER. HAZARDOUS MATERIAL INVENTORY REPORT IS AVAILABLE FOR REFERENCE FROM THE OWNER. CONTRACTOR SHALL NOTIFY OWNER IMMEDIATELY IF SUSPECTED HAZARDOUS MATERIALS ARE ENCOUNTERED AND HAZARDOUS MATERIALS SHALL BE ABATED BY OWNER'S REPRESENTATIVE BEFORE PROCEEDING WITH SELECTIVE DEMOLITION.

E. FIRE PROTECTION SPRINKLER SYSTEM IS INTENDED TO REMAIN ACTIVE DURING PHASE 01 DEMOLITION.

F. PROTECT SPRINKLER PIPING AND HEADS IN CLOSE PROXIMITY TO OTHER DEMOLITION WORK.

G. AT THE CONCLUSION OF PHASE 01 DEMOLITION AND PRIOR TO TURNOVER TO ABATEMENT CONTRACTOR, GENERAL CONTRACTOR SHALL SHUT DOWN AND DRAIN SYSTEM.

H. EXISTING SPRINKLER SYSTEM CONTAINS ANTIFREEZE SOLUTION. CONTRACTOR SHALL ARRANGE FOR PROPER DISPOSAL.

I. FIRE WATCH REQUIREMENTS SHALL BE COORDINATED WITH LOCAL AND STATE AHJ'S.

KEYNOTES

1	SPRINKLER MAIN UP FROM BELOW TO REMAIN.
2	HATCHED AREA INDICATES CEILINGS IN THIS AREA TO BE REMOVED, SEE 1.AD112 SHEETS. PROTECT EXISTING SPRINKLER HEADS FROM DAMAGE.
3	HATCHED AREA INDICATES CEILINGS IN THIS AREA TO BE REMOVED, SEE 1.AD111 SHEETS. PROTECT EXISTING SPRINKLER HEADS FROM DAMAGE.
4	INSTALL MANUAL LOCKING BUTTERFLY VALVE IN SPRINKLER PIPING TO ISOLATE SECTIONS EXISTING SPRINKLER SYSTEM. SUGGESTED ZONING INDICATED BY AREAS WITHIN DASHED BORDER. SPRINKLER CONTRACTOR SHALL DETERMINE IS SUGGESTED AREAS ARE APPROPRIATE AND MEET ALL REQUIRED CODES AND STANDARDS. SPRINKLER CONTRACTOR SHALL ADJUST ZONING AREAS IF REQUIRED TO COMPLY WITH CODE.
5	PORTION OF SPRINKLER SYSTEM SERVING HEADS IN GRAND LOBBY CEILING HAS AN EXISTING ISOLATION VALVE. ISOLATION VALVE TO REMAIN.

DEMOLITION LEGEND

- EXISTING PIPING TO REMAIN
- EXISTING PIPING TO BE REMOVED
- EXISTING DUCT/EQUIPMENT/FIXTURE TO REMAIN
- EXISTING DUCT/EQUIPMENT/FIXTURE TO BE REMOVED

NOTES:
1. REMOVE AND SALVAGE ITEMS AS NOTED ON PLANS.
2. ALL DUCTWORK DEMOLOTION TO BE PERFORMED BY OWNER.

KEY MAP

A | B | C

CRSA

ARCHITECTURE · PLANNING · INTERIORS
649 E SOUTH TEMPLE
SALT LAKE CITY, UT 84102
801.355.5915 · www.crsa-us.com

ARCHITECT		
CRSA		C/O ZACH HESLOP
175 S. MAIN ST., STE. 300		zheslop@crsa-us.com
SALT LAKE CITY, UT 84111		(801)746-4974
STRUCTURAL ENGINEER		
REAVELEY ENGINEERS + ASSOC.		C/O JEROD JOHNSON
675 EAST 500 SOUTH, SUITE 400		jjohnson@reaveley.com
SALT LAKE CITY, UT 84102		(801) 486-3883
MECHANICAL ENGINEER		
COLVIN ENGINEERING ASSOC.		C/O ALLEN EVANS
505 E. SOUTH TEMPLE		aevans@cea-ut.com
SALT LAKE CITY, UT 84102		(801) 322-2400
ELECTRICAL ENGINEER		
SPECTRUM ENGINEERING		C/O MICHAEL FACKRELL
324 STATE ST. STE. 400		michael.fackrell@speceng.com
SALT LAKE CITY, UT 84102		(801) 328-5151
CM/GC		
GRAMOLL CONSTRUCTION		C/O JIM GRAMOLL
155 S 750 W		jim.gramoll@gramoll.com
NORTH SALT LAKE, UT 84054		(801) 295-2341

RIO GRANDE DEPOT SEISMIC UPGRADE

300 SOUTH RIO GRANDE STREET
SALT LAKE CITY, UT 84101

DFCM PROJECT #20229080

STAMP

ISSUE TYPE:		DATE:
BP-01		October 3, 2022
1	ADD 01	October 19, 2022
2	ADD 02	October 27, 2022

PROJECT NUMBER:	21-031
DRAWN BY:	EHW
CHECKED BY:	ARE

PHASE 1 UPPER LEVEL OVERALL FIRE PROTECTION DEMO PLAN

1.FD102

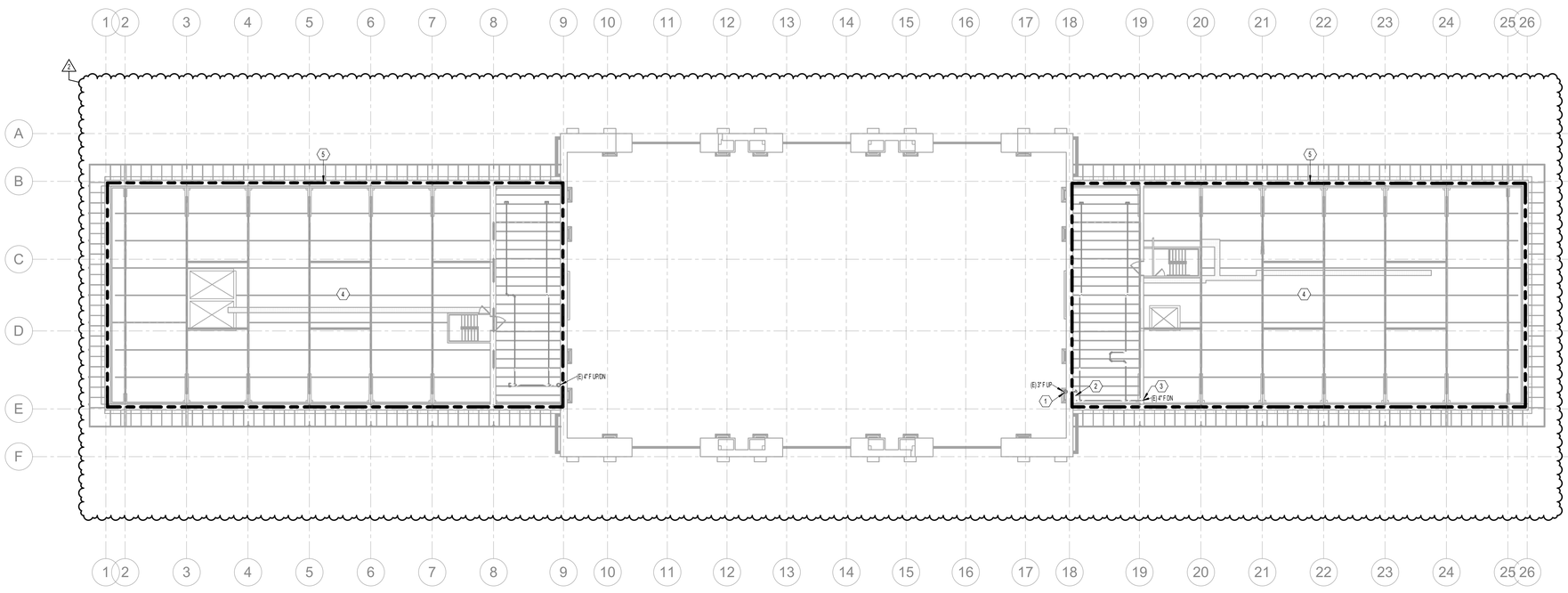

1 PHASE 1 ATTIC OVERALL FIRE PROTECTION DEMO PLAN
SCALE: 1/16" = 1'-0"
12' 0" 8' 16' 32'

GENERAL NOTES

A. EXISTING DRAWINGS ARE BASED ON CASUAL (NON-INTRUSIVE) FIELD OBSERVATIONS AND PREVIOUS PROJECT RECORD DOCUMENTS. UPON DISCOVERY OF CONDITIONS NOT SHOWN OR IN CONFLICT WITH THESE DRAWINGS THAT AFFECT PROJECT BUDGET AND/OR SCHEDULE, CONTRACTOR SHALL IMMEDIATELY REPORT SUCH CONDITIONS TO THE ARCHITECT/ENGINEER IN WRITING FOR DIRECTION ON HOW TO PROCEED.

B. ITEMS SHOWN DARK AND DASHED SHALL BE DEMOLISHED.

C. THE BUILDING DOES CONTAIN ASBESTOS AND LEAD BASED PAINT IN VARIOUS BUILDING MATERIALS. ITEMS THAT CONTAIN ASBESTOS AND LEAD BASED PAINT ARE NOT TO BE REMOVED OR OTHERWISE DISTURBED. FOR FURTHER INFORMATION PLEASE CONTACT OWNER'S REPRESENTATIVE R & R ENVIRONMENTAL INC. AT 801-352-2380.

D. HAZARDOUS MATERIAL ABATEMENT TO BE COMPLETED BY OWNER. HAZARDOUS MATERIAL INVENTORY REPORT IS AVAILABLE FOR REFERENCE FROM THE OWNER. CONTRACTOR SHALL NOTIFY OWNER IMMEDIATELY IF SUSPECTED HAZARDOUS MATERIALS ARE ENCOUNTERED AND HAZARDOUS MATERIALS SHALL BE ABATED BY OWNER'S REPRESENTATIVE BEFORE PROCEEDING WITH SELECTIVE DEMOLITION.

E. FIRE PROTECTION SPRINKLER SYSTEM IS INTENDED TO REMAIN ACTIVE DURING PHASE 01 DEMOLITION.

F. PROTECT SPRINKLER PIPING AND HEADS IN CLOSE PROXIMITY TO OTHER DEMOLITION WORK.

G. AT THE CONCLUSION OF PHASE 01 DEMOLITION AND PRIOR TO TURNOVER TO ABATEMENT CONTRACTOR, GENERAL CONTRACTOR SHALL SHUT DOWN AND DRAIN SYSTEM.

H. EXISTING SPRINKLER SYSTEM CONTAINS ANTIFREEZE SOLUTION. CONTRACTOR SHALL ARRANGE FOR PROPER DISPOSAL.

I. FIRE WATCH REQUIREMENTS SHALL BE COORDINATED WITH LOCAL AND STATE AHJ'S.

KEYNOTES

1	SPRINKLER MAIN WITH ANTIFREEZE SOLUTION UP TO ATTIC SPACE ABOVE GRAND LOBBY CEILING TO REMAIN.
2	ANTIFREEZE LOOP SHUT-OFF VALVE, CHECK VALVE, AND DRAIN DOWN VALVE FOR SPRINKLER PIPING ABOVE GRAND LOBBY CEILING TO REMAIN. PIPING BEYOND SHUT-OFF VALVE CONTAINS ANTIFREEZE SOLUTION.
3	SPRINKLER MAIN UP FROM FLOOR BELOW TO REMAIN.
4	OTHER THAN AREAS WHERE PIPING IS CURRENTLY SHOWN, NO EXISTING OVERHEAD SPRINKLER PIPING OBSERVED IN WING ATTICS.
5	INSTALL MANUAL LOCKING BUTTERFLY VALVE IN SPRINKLER PIPING TO ISOLATE SECTIONS EXISTING SPRINKLER SYSTEM. SUGGESTED ZONING INDICATED BY AREAS WITHIN DASHED BORDER. SPRINKLER CONTRACTOR SHALL DETERMINE IS SUGGESTED AREAS ARE APPROPRIATE AND MEET ALL REQUIRED CODES AND STANDARDS. SPRINKLER CONTRACTOR SHALL ADJUST ZONING AREAS IF REQUIRED TO COMPLY WITH CODE.

DEMOLITION LEGEND

- EXISTING PIPING TO REMAIN
- EXISTING PIPING TO BE REMOVED
- EXISTING DUCT/EQUIPMENT/FIXTURE TO REMAIN
- EXISTING DUCT/EQUIPMENT/FIXTURE TO BE REMOVED

NOTES:
1. REMOVE AND SALVAGE ITEMS AS NOTED ON PLANS.
2. ALL DUCTWORK DEMOLOTION TO BE PERFORMED BY OWNER.

KEY MAP

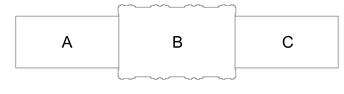

CRSA
ARCHITECTURE · PLANNING · INTERIORS
649 E SOUTH TEMPLE
SALT LAKE CITY, UT 84102
801.355.5915 · www.crsa-us.com

ARCHITECT
CRSA — C/O ZACH HESLOP
175 S. MAIN ST., STE. 300 — zheslop@crsa-us.com
SALT LAKE CITY, UT 84111 — (801)746-4974

STRUCTURAL ENGINEER
REAVELEY ENGINEERS + ASSOC. — C/O JEROD JOHNSON
675 EAST 500 SOUTH, SUITE 400 — jjohnson@reaveley.com
SALT LAKE CITY, UT 84102 — (801) 486-3883

MECHANICAL ENGINEER
COLVIN ENGINEERING ASSOC. — C/O ALLEN EVANS
505 E. SOUTH TEMPLE — aevans@cea-ut.com
SALT LAKE CITY, UT 84102 — (801) 322-2400

ELECTRICAL ENGINEER
SPECTRUM ENGINEERING — C/O MICHAEL FACKRELL
324 STATE ST. STE. 400 — michael.fackrell@speceng.com
SALT LAKE CITY, UT 84102 — (801) 328-5151

CM/GC
GRAMOLL CONSTRUCTION — C/O JIM GRAMOLL
155 S 750 W — jim.gramoll@gramoll.com
NORTH SALT LAKE, UT 84054 — (801) 295-2341

RIO GRANDE DEPOT SEISMIC UPGRADE

300 SOUTH RIO GRANDE STREET
SALT LAKE CITY, UT 84101

DFCM PROJECT #20229080

STAMP

ISSUE TYPE:		DATE:
BP-01		October 3, 2022
1	ADD 01	October 19, 2022
2	ADD 02	October 27, 2022

PROJECT NUMBER:	21-031
DRAWN BY:	EHW
CHECKED BY:	ARE

PHASE 1 ATTIC OVERALL FIRE PROTECTION DEMO PLAN

1.FD103

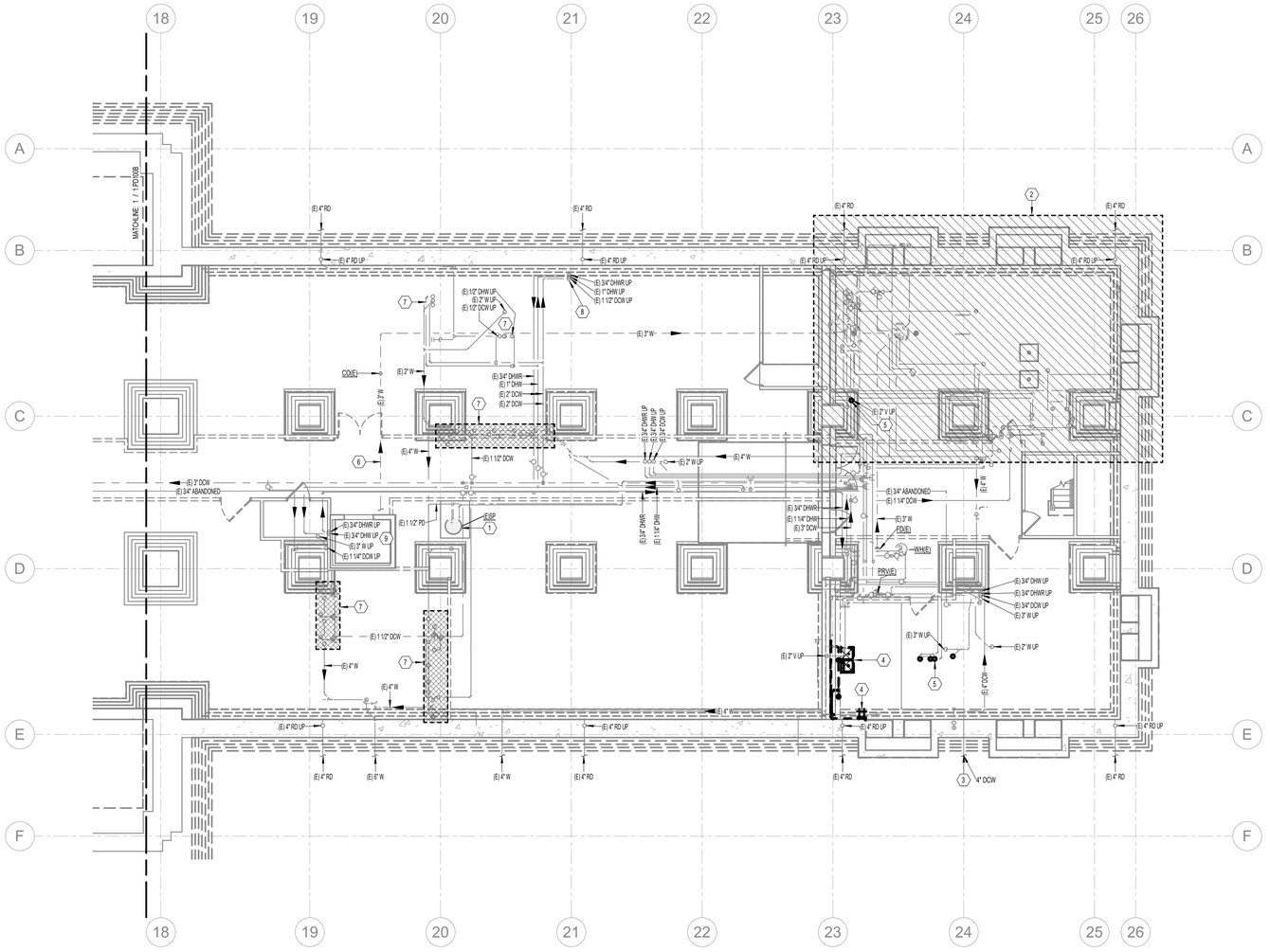

1 PHASE 1 BASEMENT PLUMBING DEMO PLAN AREA C

SCALE: 1/8" = 1'-0"

0' 8' 4' 8' 16'

GENERAL NOTES

A. EXISTING DRAWINGS ARE BASED ON CASUAL (NON-INTRUSIVE) FIELD OBSERVATIONS AND PREVIOUS PROJECT RECORD DOCUMENTS. UPON DISCOVERY OF CONDITIONS NOT SHOWN OR IN CONFLICT WITH THESE DRAWINGS THAT AFFECT PROJECT BUDGET AND/OR SCHEDULE, CONTRACTOR SHALL IMMEDIATELY REPORT SUCH CONDITIONS TO THE ARCHITECT/ENGINEER IN WRITING FOR DIRECTION ON HOW TO PROCEED.

B. ITEMS SHOWN DARK AND DASHED SHALL BE DEMOLISHED.

C. ITEMS SHOWN LIGHT AND SHADED SHALL REMAIN.

D. THE BUILDING DOES CONTAIN ASBESTOS AND LEAD BASED PAINT IN VARIOUS BUILDING MATERIALS. ITEMS THAT CONTAIN ASBESTOS AND LEAD BASED PAINT ARE NOT TO BE REMOVED OR OTHERWISE DISTURBED. FOR FURTHER INFORMATION PLEASE CONTACT OWNER'S REPRESENTATIVE R & R ENVIRONMENTAL INC. AT 801-352-2380.

E. HAZARDOUS MATERIAL ABATEMENT TO BE COMPLETED BY OWNER. HAZARDOUS MATERIAL INVENTORY REPORT IS AVAILABLE FOR REFERENCE FROM THE OWNER. CONTRACTOR SHALL NOTIFY OWNER IMMEDIATELY IF SUSPECTED HAZARDOUS MATERIALS ARE ENCOUNTERED AND HAZARDOUS MATERIALS SHALL BE ABATED BY OWNER'S REPRESENTATIVE BEFORE PROCEEDING WITH SELECTIVE DEMOLITION.

F. EXISTING ROOF DRAIN LEADERS LOCATED IN EXTERIOR BUILDING WALLS SHALL REMAIN INTACT THROUGHOUT DEMOLITION. DURING NEW CONSTRUCTION, EXISTING LEADERS SHALL BE ABANDONDED IN PLACE AND REPLACED WITH NEW.

KEYNOTES

1	EXISTING SUMP TO REMAIN.
2	UTILITIES TO EQUIPMENT IN BASEMENT MECHANICAL ROOM SHALL REMAIN ACTIVE TO MAINTAIN BUILDING HEAT THROUGHOUT WINTER WHILE ABATEMENT IS UNDERWAY.
3	4" DOMESTIC WATER ENTRY INTO BASEMENT TO REMAIN.
4	REMOVE EXISTING PLUMBING FIXTURE. DEMO UTILITIES BACK TO NEAREST ACCESSIBLE ISOLATION VALVE AND CAP. VERIFY EXACT LOCATION IN FIELD.
5	PLUMBING LINES SERVING FIXTURE(S) ON FLOOR ABOVE. CAP LINES IN BASEMENT.
6	PRESUMED SIZE AND ROUTING OF ELEVATOR PIT DRAIN, VERIFY IN FIELD.
7	WATER AND WASTE PIPING UP TO FIXTURES ON LEVEL ABOVE TO REMAIN.
8	DOMESTIC WATER RISERS FROM BASEMENT UP TO ATTIC TO REMAIN.
9	PIPE RISERS FROM BASEMENT UP TO ATTIC TO REMAIN.

DEMOLITION LEGEND

- EXISTING PIPING TO REMAIN
- EXISTING PIPING TO BE REMOVED
- EXISTING DUCT/EQUIPMENT/FIXTURE TO REMAIN
- EXISTING DUCT/EQUIPMENT/FIXTURE TO BE REMOVED

NOTES:
1. REMOVE AND SALVAGE ITEMS AS NOTED ON PLANS.
2. ALL DUCTWORK DEMOLOTION TO BE PERFORMED BY OWNER.

KEY MAP

A | B | C

CRSA

ARCHITECTURE · PLANNING · INTERIORS

649 E SOUTH TEMPLE
SALT LAKE CITY, UT 84102
801.355.5915 · www.crsa-us.com

ARCHITECT
CRSA
175 S. MAIN ST., STE. 300
SALT LAKE CITY, UT 84111
C/O ZACH HESLOP
zheslop@crsa-us.com
(801)746-4974

STRUCTURAL ENGINEER
REAVELEY ENGINEERS + ASSOC.
675 EAST 500 SOUTH, SUITE 400
SALT LAKE CITY, UT 84102
C/O JEROD JOHNSON
jjohnson@reaveley.com
(801) 486-3883

MECHANICAL ENGINEER
COLVIN ENGINEERING ASSOC.
505 E. SOUTH TEMPLE
SALT LAKE CITY, UT 84102
C/O ALLEN EVANS
aevans@cea-ut.com
(801) 322-2400

ELECTRICAL ENGINEER
SPECTRUM ENGINEERING
324 STATE ST. STE. 400
SALT LAKE CITY, UT 84102
C/O MICHAEL FACKRELL
michael.fackrell@speceng.com
(801) 328-5151

CM/GC
GRAMOLL CONSTRUCTION
155 S 750 W
NORTH SALT LAKE, UT 84054
C/O JIM GRAMOLL
jim.gramoll@gramoll.com
(801) 295-2341

RIO GRANDE DEPOT SEISMIC UPGRADE

300 SOUTH RIO GRANDE STREET
SALT LAKE CITY, UT 84101

DFCM PROJECT #20229080

STAMP

ISSUE TYPE:		DATE:
BP-01		October 3, 2022
1	ADD 01	October 19, 2022
2	ADD 02	October 27, 2022

PROJECT NUMBER:	21-031
DRAWN BY:	EHW
CHECKED BY:	ARE

PHASE 1 BASEMENT PLUMBING DEMO PLAN AREA C

1.PD100C

Plotted: 10/27/2022 10:51:17 AM
By: Eric Wilson
File: C:\Users\EricWilson\Documents\Projects\RIO GRANDE DEPOT\21-031_RIO GRANDE DEPOT_CENTRAL_ARE.rvt

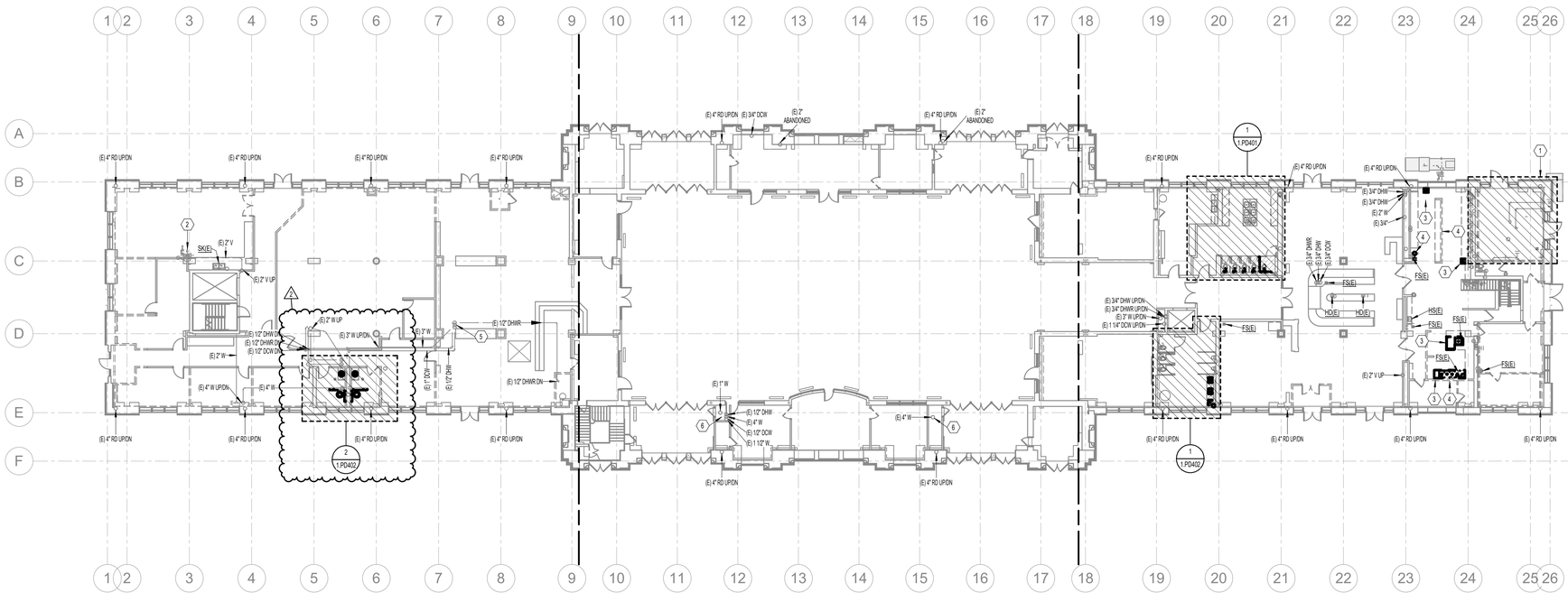
(E) 4" RD UP/DN
(E) 3/4" DCW
(E) 2" ABANDONED
(E) 4" RD UP/DN
(E) 2" ABANDONED
(E) 4" RD UP/DN
(E) 4" RD UP/DN
(E) 4" RD UP/DN
(E) 4" RD UP/DN
1 P.PD401
(E) 4" RD UP/DN
(E) 4" RD UP/DN
(E) 4" RD UP/DN
(E) 3/4" CHW
(E) 3/4" CHW
(E) 2" W
(E) 3/4"
(E) 3/4" DHWR
(E) 3/4" DCW
(E) 3/4" CHW UP/DN
(E) 3/4" DHWR UP/DN
(E) 3" W UP/DN
(E) 1 1/4" DCW UP/DN
FS(E)
HD(E)
HS(E)
(E) 2" V
SK(E)
(E) 2" V UP
(E) 2" W UP
(E) 1/2" DHWR
(E) 1/2" DHWR DN
(E) 1/2" DCW DN
(E) 2" W
(E) 3" W UP/DN
(E) 3" W
(E) 4" W UP/DN
(E) 4" W
(E) 1/2" DCW
(E) 1/2" DHWR
(E) 1/2" DHWR DN
(E) 1" W
(E) 1/2" DHW
(E) 4" W
(E) 1/2" DCW
(E) 1 1/2" W
(E) 4" W
(E) 2" V UP
2 P.PD402
1 P.PD402
(E) 4" RD UP/DN
(E) 4" RD UP/DN
(E) 4" RD UP/DN
(E) 4" RD UP/DN

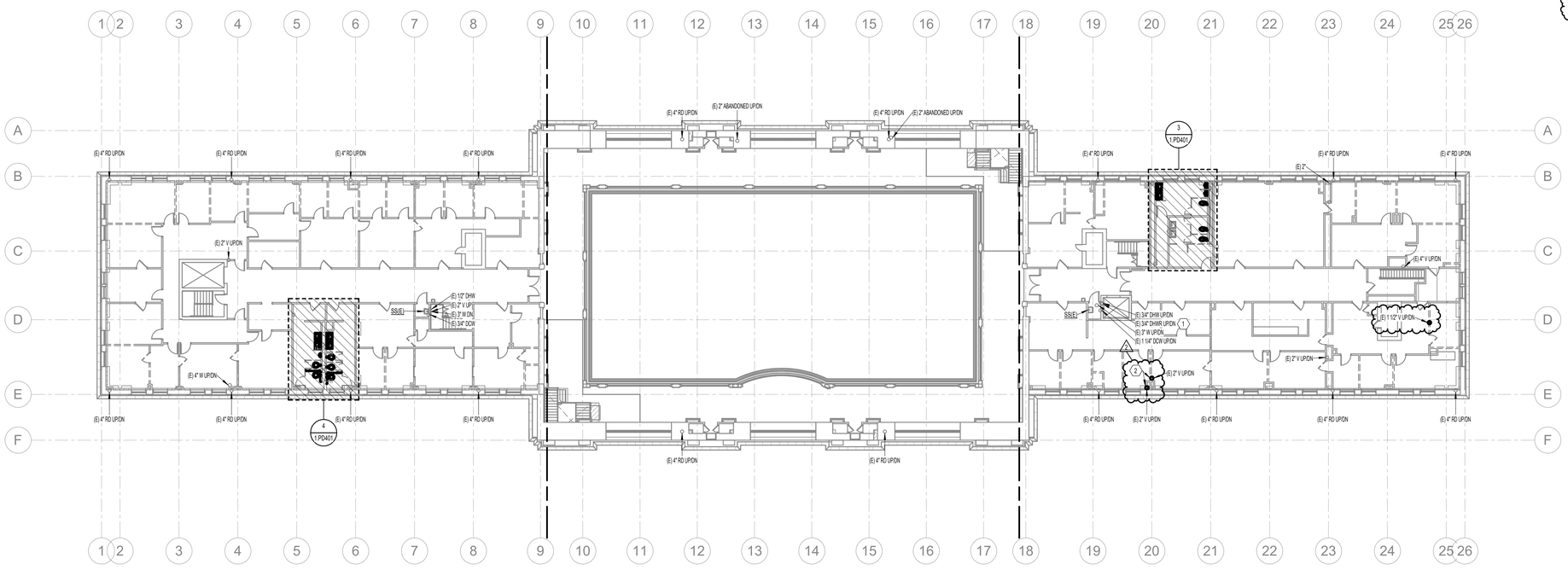

1 PHASE 1 UPPER LEVEL OVERALL PLUMBING DEMO PLAN
SCALE: 1/16" = 1'-0"

GENERAL NOTES

A. EXISTING DRAWINGS ARE BASED ON CASUAL (NON-INTRUSIVE) FIELD OBSERVATIONS AND PREVIOUS PROJECT RECORD DOCUMENTS. UPON DISCOVERY OF CONDITIONS NOT SHOWN OR IN CONFLICT WITH THESE DRAWINGS THAT AFFECT PROJECT BUDGET AND/OR SCHEDULE, CONTRACTOR SHALL IMMEDIATELY REPORT SUCH CONDITIONS TO THE ARCHITECT/ENGINEER IN WRITING FOR DIRECTION ON HOW TO PROCEED.

B. ITEMS SHOWN DARK AND DASHED SHALL BE DEMOLISHED.

C. ITEMS SHOWN LIGHT AND SHADED SHALL REMAIN.

D. THE BUILDING DOES CONTAIN ASBESTOS AND LEAD BASED PAINT IN VARIOUS BUILDING MATERIALS. ITEMS THAT CONTAIN ASBESTOS AND LEAD BASED PAINT ARE NOT TO BE REMOVED OR OTHERWISE DISTURBED. FOR FURTHER INFORMATION PLEASE CONTACT OWNER'S REPRESENTATIVE R & R ENVIRONMENTAL INC. AT 801-352-2380.

E. HAZARDOUS MATERIAL ABATEMENT TO BE COMPLETED BY OWNER. HAZARDOUS MATERIAL INVENTORY REPORT IS AVAILABLE FOR REFERENCE FROM THE OWNER. CONTRACTOR SHALL NOTIFY OWNER IMMEDIATELY IF SUSPECTED HAZARDOUS MATERIALS ARE ENCOUNTERED AND HAZARDOUS MATERIALS SHALL BE ABATED BY OWNER'S REPRESENTATIVE BEFORE PROCEEDING WITH SELECTIVE DEMOLITION.

F. EXISTING ROOF DRAIN LEADERS LOCATED IN EXTERIOR BUILDING WALLS SHALL REMAIN INTACT THROUGHOUT DEMOLITION. DURING NEW CONSTRUCTION, EXISTING LEADERS SHALL BE ABANDONDED IN PLACE AND REPLACED WITH NEW.

KEYNOTES

1	PIPE RISERS FROM BASEMENT UP TO ATTIC TO REMAIN.
2	DEMO EXISTING PLUMBING PIPING IN WALL BEING REMOVED.

DEMOLITION LEGEND

- EXISTING PIPING TO REMAIN
- EXISTING PIPING TO BE REMOVED
- EXISTING DUCT/EQUIPMENT/FIXTURE TO REMAIN
- EXISTING DUCT/EQUIPMENT/FIXTURE TO BE REMOVED

NOTES:
1. REMOVE AND SALVAGE ITEMS AS NOTED ON PLANS.
2. ALL DUCTWORK DEMOLOTION TO BE PERFORMED BY OWNER.

KEY MAP

A | B | C

CRSA
ARCHITECTURE · PLANNING · INTERIORS
649 E SOUTH TEMPLE
SALT LAKE CITY, UT 84102
801.355.5915 · www.crsa-us.com

ARCHITECT
CRSA
175 S. MAIN ST., STE. 300
SALT LAKE CITY, UT 84111
C/O ZACH HESLOP
zheslop@crsa-us.com
(801)746-4974

STRUCTURAL ENGINEER
REAVELEY ENGINEERS + ASSOC.
675 EAST 500 SOUTH, SUITE 400
SALT LAKE CITY, UT 84102
C/O JEROD JOHNSON
jjohnson@reaveley.com
(801) 486-3883

MECHANICAL ENGINEER
COLVIN ENGINEERING ASSOC.
505 E. SOUTH TEMPLE
SALT LAKE CITY, UT 84102
C/O ALLEN EVANS
aevans@cea-ut.com
(801) 322-2400

ELECTRICAL ENGINEER
SPECTRUM ENGINEERING
324 STATE ST. STE. 400
SALT LAKE CITY, UT 84102
C/O MICHAEL FACKRELL
michael.fackrell@speceng.com
(801) 328-5151

CM/GC
GRAMOLL CONSTRUCTION
155 S 750 W
NORTH SALT LAKE, UT 84054
C/O JIM GRAMOLL
jim.gramoll@gramoll.com
(801) 295-2341

RIO GRANDE DEPOT SEISMIC UPGRADE

300 SOUTH RIO GRANDE STREET
SALT LAKE CITY, UT 84101

DFCM PROJECT #20229080

STAMP

ISSUE TYPE:		DATE:
BP-01		October 3, 2022
1	ADD 01	October 19, 2022
2	ADD 02	October 27, 2022

PROJECT NUMBER:	21-031
DRAWN BY:	EHW
CHECKED BY:	ARE

PHASE 1 UPPER LEVEL OVERALL PLUMBING DEMO PLAN

1.PD102

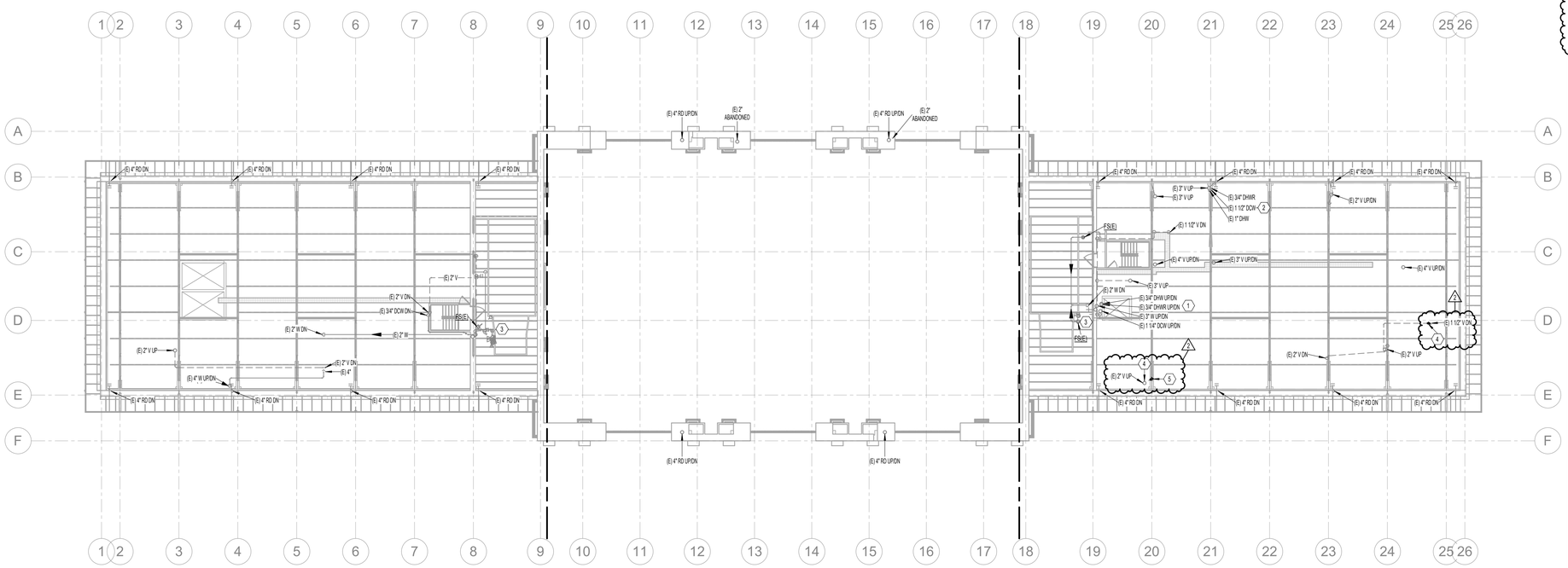

1 PHASE 1 ATTIC OVERALL PLUMBING DEMO PLAN

SCALE: 1/16" = 1'-0"

12" 0" 8" 16" 32"

GENERAL NOTES

A. EXISTING DRAWINGS ARE BASED ON CASUAL (NON-INTRUSIVE) FIELD OBSERVATIONS AND PREVIOUS PROJECT RECORD DOCUMENTS. UPON DISCOVERY OF CONDITIONS NOT SHOWN OR IN CONFLICT WITH THESE DRAWINGS THAT AFFECT PROJECT BUDGET AND/OR SCHEDULE, CONTRACTOR SHALL IMMEDIATELY REPORT SUCH CONDITIONS TO THE ARCHITECT/ENGINEER IN WRITING FOR DIRECTION ON HOW TO PROCEED.

B. ITEMS SHOWN DARK AND DASHED SHALL BE DEMOLISHED.

C. ITEMS SHOWN LIGHT AND SHADED SHALL REMAIN.

D. THE BUILDING DOES CONTAIN ASBESTOS AND LEAD BASED PAINT IN VARIOUS BUILDING MATERIALS. ITEMS THAT CONTAIN ASBESTOS AND LEAD BASED PAINT ARE NOT TO BE REMOVED OR OTHERWISE DISTURBED. FOR FURTHER INFORMATION PLEASE CONTACT OWNER'S REPRESENTATIVE R & R ENVIRONMENTAL INC. AT 801-352-2380.

E. HAZARDOUS MATERIAL ABATEMENT TO BE COMPLETED BY OWNER. HAZARDOUS MATERIAL INVENTORY REPORT IS AVAILABLE FOR REFERENCE FROM THE OWNER. CONTRACTOR SHALL NOTIFY OWNER IMMEDIATELY IF SUSPECTED HAZARDOUS MATERIALS ARE ENCOUNTERED AND HAZARDOUS MATERIALS SHALL BE ABATED BY OWNER'S REPRESENTATIVE BEFORE PROCEEDING WITH SELECTIVE DEMOLITION.

F. EXISTING ROOF DRAIN LEADERS LOCATED IN EXTERIOR BUILDING WALLS SHALL REMAIN INTACT THROUGHOUT DEMOLITION. DURING NEW CONSTRUCTION, EXISTING LEADERS SHALL BE ABANDONDED IN PLACE AND REPLACED WITH NEW.

KEYNOTES

1	PIPE RISERS FROM BASEMENT UP TO ATTIC TO REMAIN.
2	DOMESTIC WATER RISERS FROM BASEMENT UP TO ATTIC TO REMAIN.
3	DOMESTIC COLD WATER FOR HVAC MAKE-UP WATER SUPPLY TO REMAIN.
4	EXISTING VENT THROUGH ROOF TO REMAIN. TEMPORARILY CAP PIPING FOR FUTURE RECONNECTION.
5	CAP EXISTING LINE IN ATTIC.

DEMOLITION LEGEND

- EXISTING PIPING TO REMAIN
- EXISTING PIPING TO BE REMOVED
- EXISTING DUCT/EQUIPMENT/FIXTURE TO REMAIN
- EXISTING DUCT/EQUIPMENT/FIXTURE TO BE REMOVED

NOTES:
1. REMOVE AND SALVAGE ITEMS AS NOTED ON PLANS.
2. ALL DUCTWORK DEMOLOTION TO BE PERFORMED BY OWNER.

KEY MAP

CRSA

ARCHITECTURE · PLANNING · INTERIORS
649 E SOUTH TEMPLE
SALT LAKE CITY, UT 84102
801.355.5915 · www.crsa-us.com

ARCHITECT	
CRSA 175 S. MAIN ST., STE. 300 SALT LAKE CITY, UT 84111	C/O ZACH HESLOP zheslop@crsa-us.com (801)746-4974
STRUCTURAL ENGINEER	
REAVELEY ENGINEERS + ASSOC. 675 EAST 500 SOUTH, SUITE 400 SALT LAKE CITY, UT 84102	C/O JEROD JOHNSON jjohnson@reaveley.com (801) 486-3883
MECHANICAL ENGINEER	
COLVIN ENGINEERING ASSOC. 505 E. SOUTH TEMPLE SALT LAKE CITY, UT 84102	C/O ALLEN EVANS aevans@cea-ut.com (801) 322-2400
ELECTRICAL ENGINEER	
SPECTRUM ENGINEERING 324 STATE ST. STE. 400 SALT LAKE CITY, UT 84102	C/O MICHAEL FACKRELL michael.fackrell@speceng.com (801) 328-5151
CM/GC	
GRAMOLL CONSTRUCTION 155 S 750 W NORTH SALT LAKE, UT 84054	C/O JIM GRAMOLL jim.gramoll@gramoll.com (801) 295-2341

RIO GRANDE DEPOT SEISMIC UPGRADE

300 SOUTH RIO GRANDE STREET
SALT LAKE CITY, UT 84101

DFCM PROJECT #20229080

STAMP

ISSUE TYPE:		DATE:
BP-01		October 3, 2022
1	ADD 01	October 19, 2022
2	ADD 02	October 27, 2022
PROJECT NUMBER:		21-031
DRAWN BY:		EHW
CHECKED BY:		ARE

PHASE 1 ATTIC OVERALL PLUMBING DEMO PLAN

1.PD103

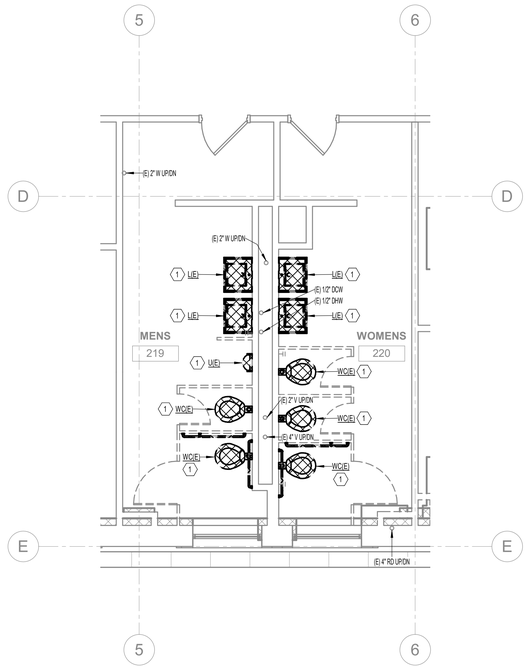

PHASE 1 ENLARGED PLUMBING DEMO PLAN - UPPER LEVEL SOUTH WING RESTROOMS

4 SCALE: 1/4" = 1'-0"

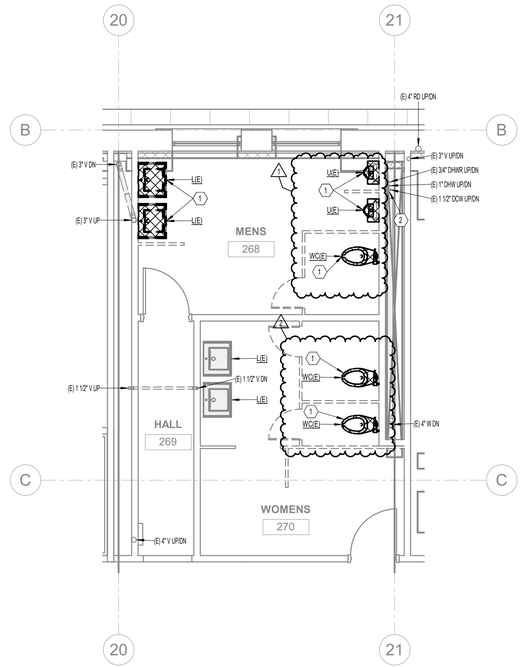

PHASE 1 ENLARGED PLUMBING DEMO PLAN - UPPER LEVEL NORTH WING RESTROOMS

3 SCALE: 1/4" = 1'-0"

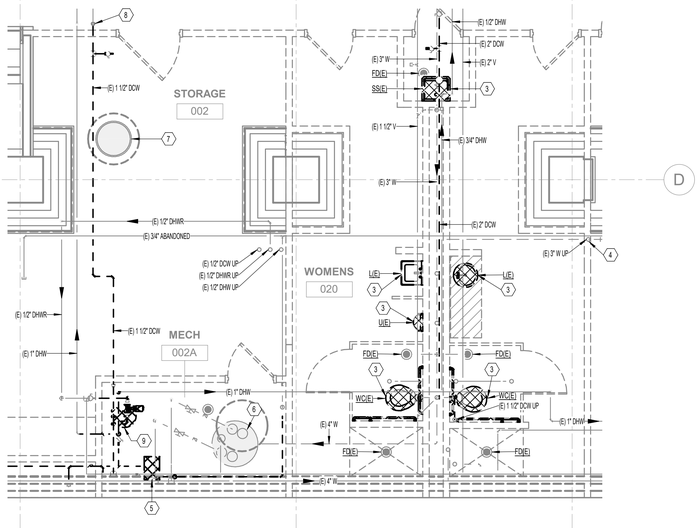

PHASE 1 ENLARGED PLUMBING DEMO PLAN - BASEMENT RESTROOMS

2 SCALE: 1/4" = 1'-0"

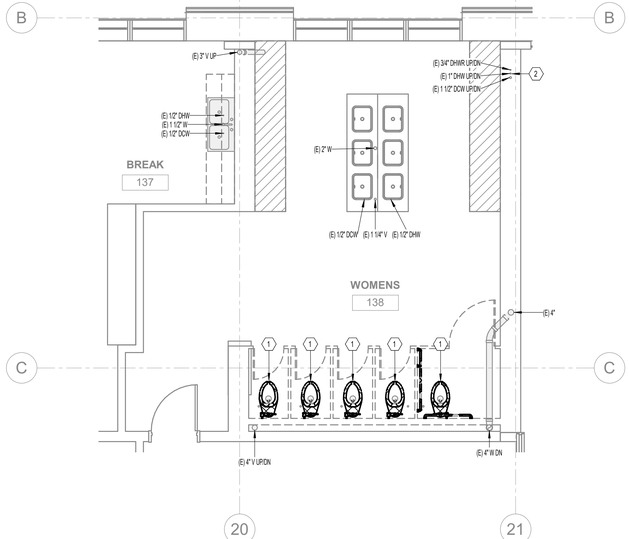

PHASE 1 ENLARGED PLUMBING DEMO PLAN - MAIN LEVEL NORTH WING WOMEN'S RESTROOM

1 SCALE: 1/4" = 1'-0"

GENERAL NOTES

A. EXISTING DRAWINGS ARE BASED ON CASUAL (NON-INTRUSIVE) FIELD OBSERVATIONS AND PREVIOUS PROJECT RECORD DOCUMENTS. UPON DISCOVERY OF CONDITIONS NOT SHOWN OR IN CONFLICT WITH THESE DRAWINGS THAT AFFECT PROJECT BUDGET AND/OR SCHEDULE, CONTRACTOR SHALL IMMEDIATELY REPORT SUCH CONDITIONS TO THE ARCHITECT/ENGINEER IN WRITING FOR DIRECTION ON HOW TO PROCEED.

B. ITEMS SHOWN DARK AND DASHED SHALL BE DEMOLISHED.

C. ITEMS SHOWN LIGHT AND SHADED SHALL REMAIN.

D. THE BUILDING DOES CONTAIN ASBESTOS AND LEAD BASED PAINT IN VARIOUS BUILDING MATERIALS. ITEMS THAT CONTAIN ASBESTOS AND LEAD BASED PAINT ARE NOT TO BE REMOVED OR OTHERWISE DISTURBED. FOR FURTHER INFORMATION PLEASE CONTACT OWNER'S REPRESENTATIVE R & R ENVIRONMENTAL INC. AT 801-352-2380.

E. HAZARDOUS MATERIAL ABATEMENT TO BE COMPLETED BY OWNER. HAZARDOUS MATERIAL INVENTORY REPORT IS AVAILABLE FOR REFERENCE FROM THE OWNER. CONTRACTOR SHALL NOTIFY OWNER IMMEDIATELY IF SUSPECTED HAZARDOUS MATERIALS ARE ENCOUNTERED AND HAZARDOUS MATERIALS SHALL BE ABATED BY OWNER'S REPRESENTATIVE BEFORE PROCEEDING WITH SELECTIVE DEMOLITION.

F. EXISTING ROOF DRAIN LEADERS LOCATED IN EXTERIOR BUILDING WALLS SHALL REMAIN INTACT THROUGHOUT DEMOLITION. DURING NEW CONSTRUCTION, EXISTING LEADERS SHALL BE ABANDONDED IN PLACE AND REPLACED WITH NEW.

KEYNOTES

1	REMOVE AND RETAIN EXISTING PLUMBING FIXTURE. TEMPORARILY CAP EXISTING WATER AND WASTE LINES AT OR BELOW FLOOR AND/OR WALL FOR FUTURE RECONNECTION.
2	PIPE RISERS FROM BASEMENT UP TO ATTIC TO REMAIN.
3	REMOVE EXISTING PLUMBING FIXTURE. DEMO UTILITIES BACK TO NEAREST ACCESSIBLE ISOLATION VALVE AND CAP. VERIFY EXACT LOCATION IN FIELD.
4	WASTE PIPING IN DEMOLISHED WALL TO REMAIN.
5	REMOVE EXISTING INTERCEPTOR AND ASSOCIATED INLET/OUTLET PIPING.
6	EXISTING SEWAGE EJECTOR SYSTEM TO REMAIN.
7	EXISTING SUMP TO REMAIN.
8	EXISTING BALL VALVE IN DROP TO REMAIN. DEMO DCW PIPING FROM WATER HEATER BACK TO THIS POINT.
9	REMOVE EXISTING WATER HEATER. DEMO UTILITIES BACK TO NEAREST ISOLATION VALVE AND CAP.

DEMOLITION LEGEND

- EXISTING PIPING TO REMAIN
- EXISTING PIPING TO BE REMOVED
- EXISTING DUCT/EQUIPMENT/FIXTURE TO REMAIN
- EXISTING DUCT/EQUIPMENT/FIXTURE TO BE REMOVED

NOTES:
1. REMOVE AND SALVAGE ITEMS AS NOTED ON PLANS.
2. ALL DUCTWORK DEMOLOTION TO BE PERFORMED BY OWNER.

KEY MAP

A | B | C

CRSA
ARCHITECTURE · PLANNING · INTERIORS
649 E SOUTH TEMPLE
SALT LAKE CITY, UT 84102
801.355.5915 · www.crsa-us.com

ARCHITECT
CRSA — C/O ZACH HESLOP
175 S. MAIN ST., STE. 300 — zheslop@crsa-us.com
SALT LAKE CITY, UT 84111 — (801)746-4974

STRUCTURAL ENGINEER
REAVELEY ENGINEERS + ASSOC. — C/O JEROD JOHNSON
675 EAST 500 SOUTH, SUITE 400 — jjohnson@reaveley.com
SALT LAKE CITY, UT 84102 — (801) 486-3883

MECHANICAL ENGINEER
COLVIN ENGINEERING ASSOC. — C/O ALLEN EVANS
505 E. SOUTH TEMPLE — aevans@cea-ut.com
SALT LAKE CITY, UT 84102 — (801) 322-2400

ELECTRICAL ENGINEER
SPECTRUM ENGINEERING — C/O MICHAEL FACKRELL
324 STATE ST. STE. 400 — michael.fackrell@speceng.com
SALT LAKE CITY, UT 84102 — (801) 328-5151

CM/GC
GRAMOLL CONSTRUCTION — C/O JIM GRAMOLL
155 S 750 W — jim.gramoll@gramoll.com
NORTH SALT LAKE, UT 84054 — (801) 295-2341

RIO GRANDE DEPOT SEISMIC UPGRADE

300 SOUTH RIO GRANDE STREET
SALT LAKE CITY, UT 84101

DFCM PROJECT #20229080

STAMP

ISSUE TYPE:		DATE:
BP-01		October 3, 2022
1	ADD 01	October 19, 2022
2	ADD 02	October 27, 2022

PROJECT NUMBER:	21-031
DRAWN BY:	Author
CHECKED BY:	Checker

PHASE 1 ENLARGED PLUMBING DEMO PLANS

1.PD401

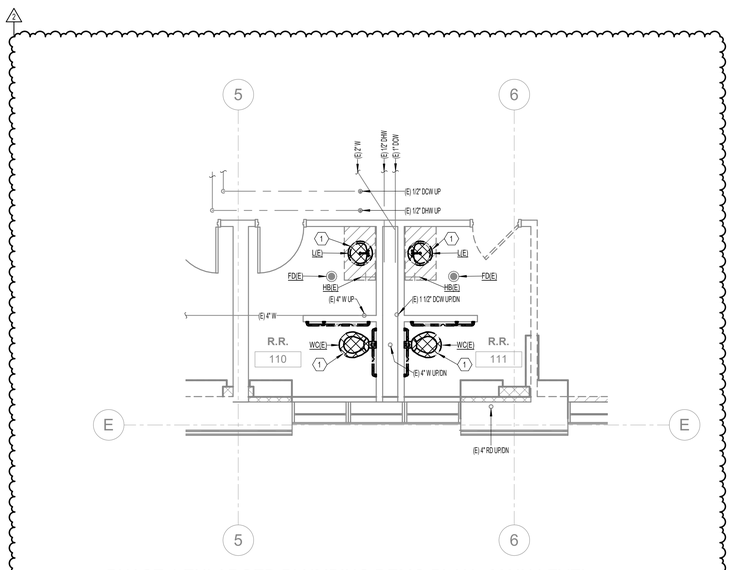

PHASE 1 ENLARGED PLUMBING DEMO PLAN - MAIN LEVEL
SOUTH WING RESTROOMS

2 SCALE: 1/4" = 1'-0"

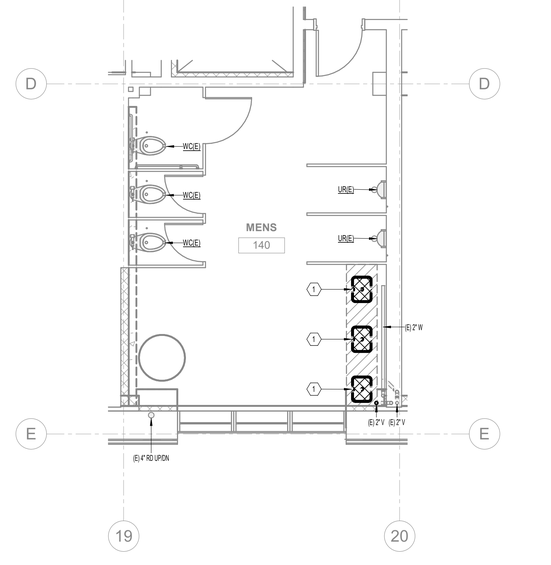

PHASE 1 ELARGED PLUMBING DEMO PLAN - MAIN LEVEL
NORTH WING MEN'S RESTROOM

1 SCALE: 1/4" = 1'-0"

GENERAL NOTES

A. EXISTING DRAWINGS ARE BASED ON CASUAL (NON-INTRUSIVE) FIELD OBSERVATIONS AND PREVIOUS PROJECT RECORD DOCUMENTS. UPON DISCOVERY OF CONDITIONS NOT SHOWN OR IN CONFLICT WITH THESE DRAWINGS THAT AFFECT PROJECT BUDGET AND/OR SCHEDULE, CONTRACTOR SHALL IMMEDIATELY REPORT SUCH CONDITIONS TO THE ARCHITECT/ENGINEER IN WRITING FOR DIRECTION ON HOW TO PROCEED.

B. ITEMS SHOWN DARK AND DASHED SHALL BE DEMOLISHED.

C. ITEMS SHOWN LIGHT AND SHADED SHALL REMAIN.

D. THE BUILDING DOES CONTAIN ASBESTOS AND LEAD BASED PAINT IN VARIOUS BUILDING MATERIALS. ITEMS THAT CONTAIN ASBESTOS AND LEAD BASED PAINT ARE NOT TO BE REMOVED OR OTHERWISE DISTURBED. FOR FURTHER INFORMATION PLEASE CONTACT OWNER'S REPRESENTATIVE R & R ENVIRONMENTAL INC. AT 801-352-2380.

E. HAZARDOUS MATERIAL ABATEMENT TO BE COMPLETED BY OWNER. HAZARDOUS MATERIAL INVENTORY REPORT IS AVAILABLE FOR REFERENCE FROM THE OWNER. CONTRACTOR SHALL NOTIFY OWNER IMMEDIATELY IF SUSPECTED HAZARDOUS MATERIALS ARE ENCOUNTERED AND HAZARDOUS MATERIALS SHALL BE ABATED BY OWNER'S REPRESENTATIVE BEFORE PROCEEDING WITH SELECTIVE DEMOLITION.

F. EXISTING ROOF DRAIN LEADERS LOCATED IN EXTERIOR BUILDING WALLS SHALL REMAIN INTACT THROUGHOUT DEMOLITION. DURING NEW CONSTRUCTION, EXISTING LEADERS SHALL BE ABANDONDED IN PLACE AND REPLACED WITH NEW.

KEYNOTES

1	REMOVE AND RETAIN EXISTING PLUMBING FIXTURE. TEMPORARILY CAP EXISTING WATER AND WASTE LINES AT OR BELOW FLOOR AND/OR WALL FOR FUTURE RECONNECTION.

DEMOLITION LEGEND

- EXISTING PIPING TO REMAIN
- EXISTING PIPING TO BE REMOVED
- EXISTING DUCT/EQUIPMENT/FIXTURE TO REMAIN
- EXISTING DUCT/EQUIPMENT/FIXTURE TO BE REMOVED

NOTES:
1. REMOVE AND SALVAGE ITEMS AS NOTED ON PLANS.
2. ALL DUCTWORK DEMOLOTION TO BE PERFORMED BY OWNER.

KEY MAP

CRSA
ARCHITECTURE · PLANNING · INTERIORS
649 E SOUTH TEMPLE
SALT LAKE CITY, UT 84102
801.355.5915 · www.crsa-us.com

ARCHITECT		
CRSA	C/O ZACH HESLOP	
175 S. MAIN ST., STE. 300	zheslop@crsa-us.com	
SALT LAKE CITY, UT 84111	(801)746-4974	
STRUCTURAL ENGINEER		
REAVELEY ENGINEERS + ASSOC.	C/O JEROD JOHNSON	
675 EAST 500 SOUTH, SUITE 400	jjohnson@reaveley.com	
SALT LAKE CITY, UT 84102	(801) 486-3883	
MECHANICAL ENGINEER		
COLVIN ENGINEERING ASSOC.	C/O ALLEN EVANS	
505 E. SOUTH TEMPLE	aevans@cea-ut.com	
SALT LAKE CITY, UT 84102	(801) 322-2400	
ELECTRICAL ENGINEER		
SPECTRUM ENGINEERING	C/O MICHAEL FACKRELL	
324 STATE ST. STE. 400	michael.fackrell@speceng.com	
SALT LAKE CITY, UT 84102	(801) 328-5151	
CM/GC		
GRAMOLL CONSTRUCTION	C/O JIM GRAMOLL	
155 S 750 W	jim.gramoll@gramoll.com	
NORTH SALT LAKE, UT 84054	(801) 295-2341	

RIO GRANDE DEPOT SEISMIC UPGRADE

300 SOUTH RIO GRANDE STREET
SALT LAKE CITY, UT 84101

DFCM PROJECT #20229080

STAMP

ISSUE TYPE:		DATE:
BP-01		October 21, 2022
1	ADD 01	October 19, 2022
2	ADD 02	October 27, 2022

PROJECT NUMBER:	21-031
DRAWN BY:	Author
CHECKED BY:	Checker

PHASE 1 ENLARGED PLUMBING DEMO PLANS

1.PD402

© 2022 CRSA Design Group Inc. All rights reserved. Reproduction without written permission is prohibited.

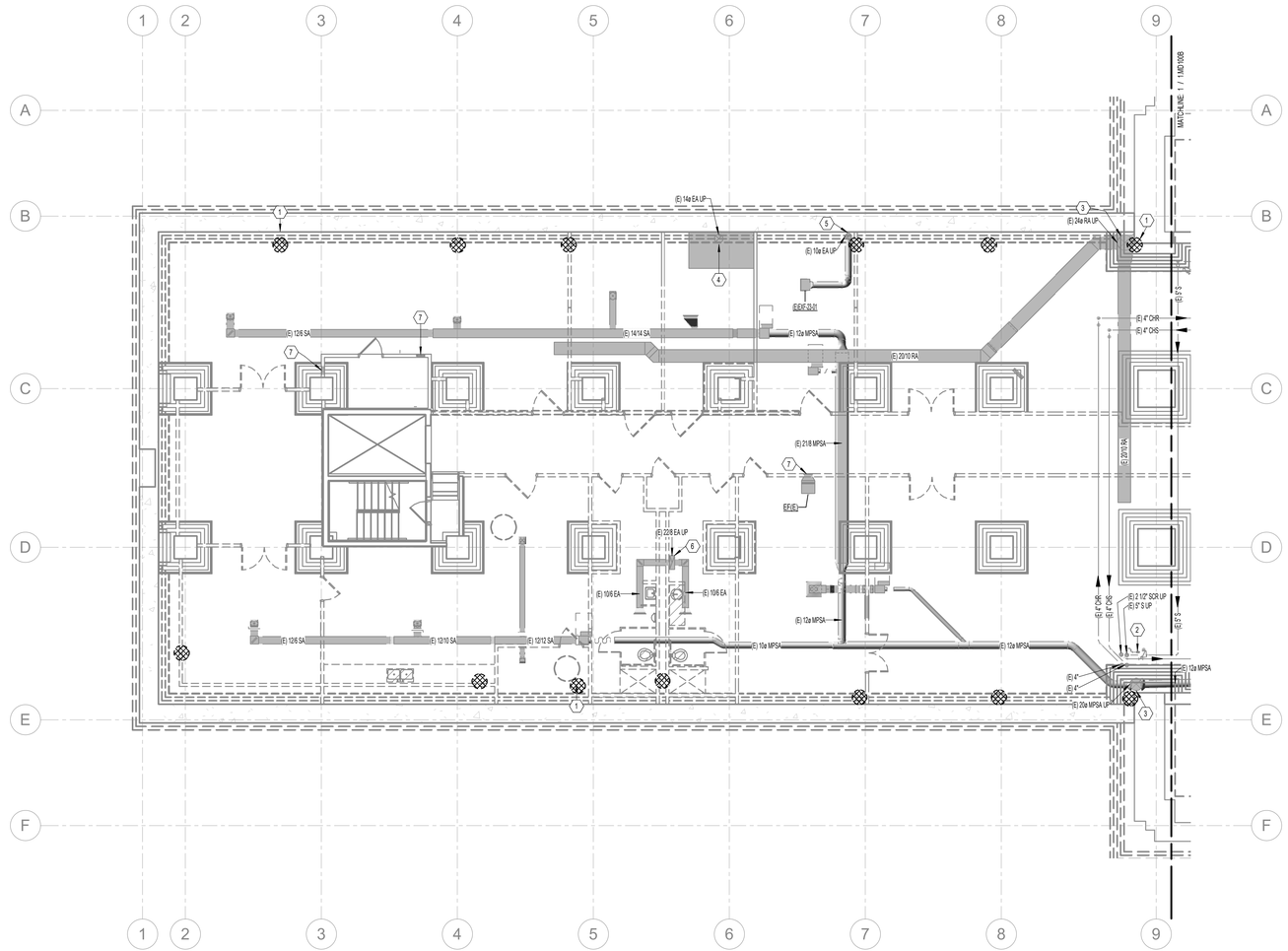

1 PHASE 1 BASEMENT MECHANICAL DEMO PLAN AREA A

SCALE: 1/8" = 1'-0"

0' 8' 4' 8' 16'

GENERAL NOTES

A. EXISTING DRAWINGS ARE BASED ON CASUAL (NON-INTRUSIVE) FIELD OBSERVATIONS AND PREVIOUS PROJECT RECORD DOCUMENTS. UPON DISCOVERY OF CONDITIONS NOT SHOWN OR IN CONFLICT WITH THESE DRAWINGS THAT AFFECT PROJECT BUDGET AND/OR SCHEDULE, CONTRACTOR SHALL IMMEDIATELY REPORT SUCH CONDITIONS TO THE ARCHITECT/ENGINEER IN WRITING FOR DIRECTION ON HOW TO PROCEED.

B. ITEMS SHOWN DARK AND DASHED SHALL BE DEMOLISHED.

C. ITEMS SHOWN LIGHT AND SHADED SHALL REMAIN.

D. THE BUILDING DOES CONTAIN ASBESTOS AND LEAD BASED PAINT IN VARIOUS BUILDING MATERIALS. ITEMS THAT CONTAIN ASBESTOS AND LEAD BASED PAINT ARE NOT TO BE REMOVED OR OTHERWISE DISTURBED. FOR FURTHER INFORMATION PLEASE CONTACT OWNER'S REPRESENTATIVE R & R ENVIRONMENTAL INC. AT 801-352-2380.

E. HAZARDOUS MATERIAL ABATEMENT TO BE COMPLETED BY OWNER. HAZARDOUS MATERIAL INVENTORY REPORT IS AVAILABLE FOR REFERENCE FROM THE OWNER. CONTRACTOR SHALL NOTIFY OWNER IMMEDIATELY IF SUSPECTED HAZARDOUS MATERIALS ARE ENCOUNTERED AND HAZARDOUS MATERIALS SHALL BE ABATED BY OWNER'S REPRESENTATIVE BEFORE PROCEEDING WITH SELECTIVE DEMOLITION.

F. BUILDING HVAC HEATING SYSTEM SHALL BE KEPT OPERATIONAL DURING DEMOLITION AND ABATEMENT TO MAINTAIN BUILDING HEAT AND PROVIDE FREEZE PROTECTION. CONTRACTOR SHALL PROVIDE ADDITIONAL TEMPORARY/SUPPLEMENTAL HEATING AS NECESSARY TO MAINTAIN INDOOR TEMPERATURES IN ACCORDANCE WITH DFCM STANDARDS.

G. PER THE HAZARDOUS MATERIALS REPORT, GRAY & GREEN DUCT SEALANT ON SITE IS HAZARDOUS AND MUST BE ABATED. GENERALLY, THE HAZARDOUS DUCT SEALANT WAS OBSERVED ON ROUND AND FLAT OVAL DUCTWORK. ALL DUCTWORK DEMOLITION TO BE PERFORMED BY ABATEMENT CONTRACTOR.

H. WHERE DUCTWORK WITH HAZARDOUS DUCT SEALANT PENETRATES A WALL SHOWN TO BE DEMOLISHED IN PHASE 01, LEAVE MIN. 2'-0" UNDISTURBED MATERIAL AROUND DUCTWORK TO MINIMIZE RISK OF A HAZARDOUS MATERIAL SPILL.

I. WHERE NOTED ON PLANS, CONTRACTOR SHALL SALVAGE EXISTING ORNAMENTAL HVAC SUPPLY/RETURN REGISTERS LOCATED IN CAFE AREA AND ELSEWHERE THROUGHOUT BUILDING. CONTRACTOR SHALL TAG AND LOG EACH REGISTER'S ORIGINAL INSTALLATION LOCATION AND FUNCTION. UPON DISCOVERY OF ADDITIONAL ORNAMENTAL SUPPLY/RETURN REGISTERS NOT NOTED ON PLANS, CONTRACTOR SHALL CONTACT ARCHITECT/ENGINEER FOR DIRECTION.

KEYNOTES

1	LOCATION OF PIPING COVERED WITH ASBESTOS INSULATION INDICATED BY HAZARDOUS MATERIALS REPORT, TYPICAL. PIPING AND INSULATION TO BE REMOVED BY OWNER.
2	EXISTING STEAM TRAP TO REMAIN WHILE STEAM HEATING SYSTEM IS IN USE.
3	DUCT MAINS FROM AIR HANDLERS IN ATTIC DOWN TO BASEMENT LEVEL TO REMAIN.
4	FUME HOOD EXHAUST DUCT FROM BASEMENT LEVEL UP TO EXHAUST FAN ON ROOF. FUME HOOD AND ASSOCIATED DUCTWORK TO BE REMOVED BY OWNER.
5	DUCTWORK UP TO ATTIC LEVEL TO BE REMOVED BY OWNER.
6	GENERAL EXHAUST DUCT UP TO EXHAUST FAN ON ROOF TO REMAIN.
7	EXISTING WALL GRILLE TO REMAIN.

DEMOLITION LEGEND

- EXISTING PIPING TO REMAIN
- EXISTING PIPING TO BE REMOVED
- EXISTING DUCT/EQUIPMENT/FIXTURE TO REMAIN
- EXISTING DUCT/EQUIPMENT/FIXTURE TO BE REMOVED

NOTES:
1. REMOVE AND SALVAGE ITEMS AS NOTED ON PLANS.
2. ALL DUCTWORK DEMOLOTION TO BE PERFORMED BY OWNER.

KEY MAP

A | B | C

CRSA

ARCHITECTURE · PLANNING · INTERIORS

649 E SOUTH TEMPLE
SALT LAKE CITY, UT 84102
801.355.5915 · www.crsa-us.com

ARCHITECT
CRSA
175 S. MAIN ST., STE. 300
SALT LAKE CITY, UT 84111
C/O ZACH HESLOP
zheslop@crsa-us.com
(801)746-4974

STRUCTURAL ENGINEER
REAVELEY ENGINEERS + ASSOC.
675 EAST 500 SOUTH, SUITE 400
SALT LAKE CITY, UT 84102
C/O JEROD JOHNSON
jjohnson@reaveley.com
(801) 486-3883

MECHANICAL ENGINEER
COLVIN ENGINEERING ASSOC.
505 E. SOUTH TEMPLE
SALT LAKE CITY, UT 84102
C/O ALLEN EVANS
aevans@cea-ut.com
(801) 322-2400

ELECTRICAL ENGINEER
SPECTRUM ENGINEERING
324 STATE ST. STE. 400
SALT LAKE CITY, UT 84102
C/O MICHAEL FACKRELL
michael.fackrell@speceng.com
(801) 328-5151

CM/GC
GRAMOLL CONSTRUCTION
155 S 750 W
NORTH SALT LAKE, UT 84054
C/O JIM GRAMOLL
jim.gramoll@gramoll.com
(801) 295-2341

RIO GRANDE DEPOT SEISMIC UPGRADE

300 SOUTH RIO GRANDE STREET
SALT LAKE CITY, UT 84101

DFCM PROJECT #20229080

STAMP

ISSUE TYPE:		DATE:
BP-01		October 3, 2022
1	ADD 01	October 19, 2022
2	ADD 02	October 27, 2022

PROJECT NUMBER:	21-031
DRAWN BY:	EHW
CHECKED BY:	ARE

PHASE 1 BASEMENT MECHANICAL DEMO PLAN AREA A

1.MD100A

2022-10-27 C:\Users\ehw\Documents\Autodesk\Backup\21-031-ehw_basic_MEP_ehw.rvt

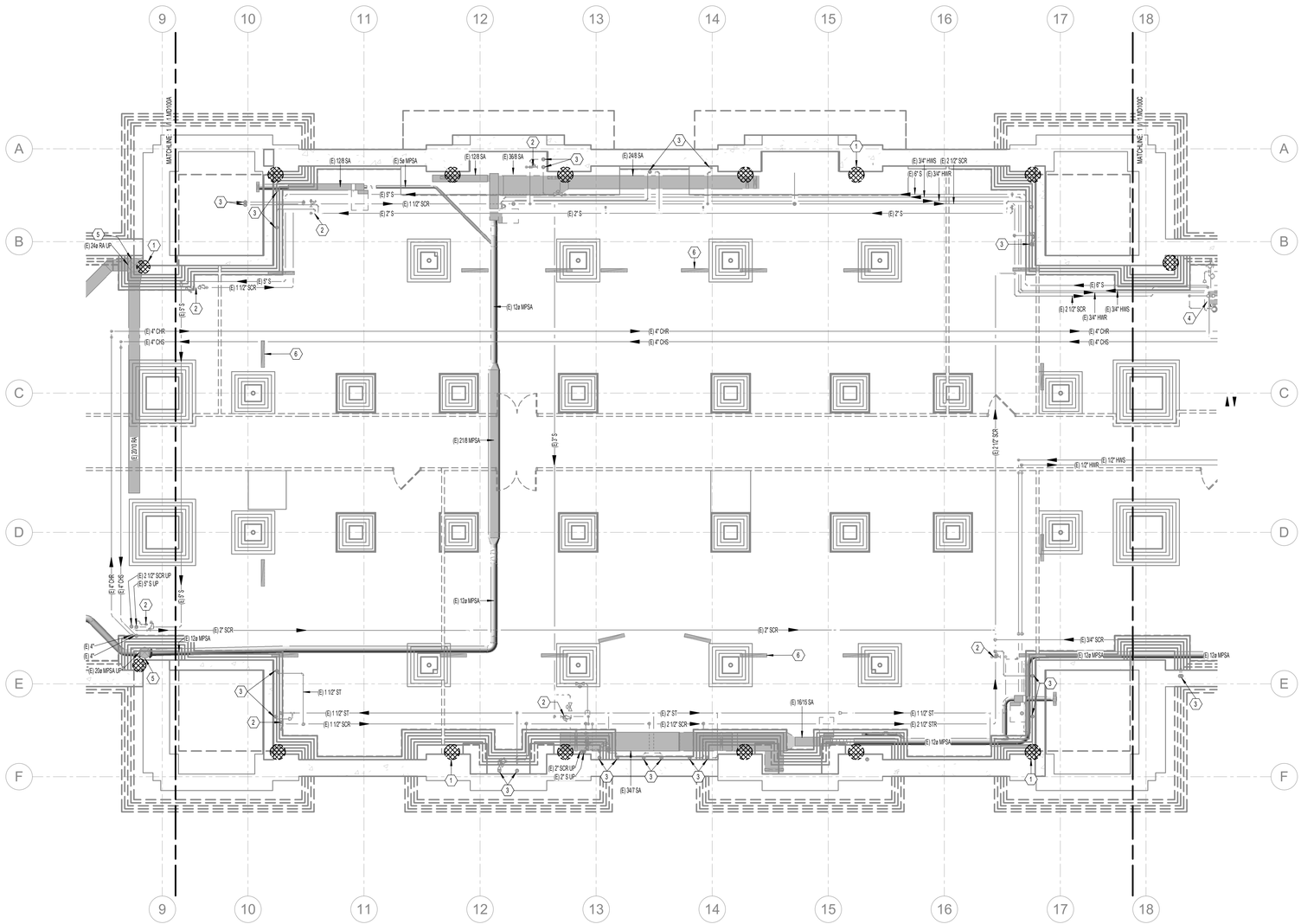

1 PHASE 1 BASEMENT MECHANICAL DEMO PLAN AREA B

SCALE: 1/8" = 1'-0"

0 4' 8' 16'

GENERAL NOTES

A. EXISTING DRAWINGS ARE BASED ON CASUAL (NON-INTRUSIVE) FIELD OBSERVATIONS AND PREVIOUS PROJECT RECORD DOCUMENTS. UPON DISCOVERY OF CONDITIONS NOT SHOWN OR IN CONFLICT WITH THESE DRAWINGS THAT AFFECT PROJECT BUDGET AND/OR SCHEDULE, CONTRACTOR SHALL IMMEDIATELY REPORT SUCH CONDITIONS TO THE ARCHITECT/ENGINEER IN WRITING FOR DIRECTION ON HOW TO PROCEED.

B. ITEMS SHOWN DARK AND DASHED SHALL BE DEMOLISHED.

C. ITEMS SHOWN LIGHT AND SHADED SHALL REMAIN.

D. THE BUILDING DOES CONTAIN ASBESTOS AND LEAD BASED PAINT IN VARIOUS BUILDING MATERIALS. ITEMS THAT CONTAIN ASBESTOS AND LEAD BASED PAINT ARE NOT TO BE REMOVED OR OTHERWISE DISTURBED. FOR FURTHER INFORMATION PLEASE CONTACT OWNER'S REPRESENTATIVE R & R ENVIRONMENTAL INC. AT 801-352-2380.

E. HAZARDOUS MATERIAL ABATEMENT TO BE COMPLETED BY OWNER. HAZARDOUS MATERIAL INVENTORY REPORT IS AVAILABLE FOR REFERENCE FROM THE OWNER. CONTRACTOR SHALL NOTIFY OWNER IMMEDIATELY IF SUSPECTED HAZARDOUS MATERIALS ARE ENCOUNTERED AND HAZARDOUS MATERIALS SHALL BE ABATED BY OWNER'S REPRESENTATIVE BEFORE PROCEEDING WITH SELECTIVE DEMOLITION.

F. BUILDING HVAC HEATING SYSTEM SHALL BE KEPT OPERATIONAL DURING DEMOLITION AND ABATEMENT TO MAINTAIN BUILDING HEAT AND PROVIDE FREEZE PROTECTION. CONTRACTOR SHALL PROVIDE ADDITIONAL TEMPORARY/SUPPLEMENTAL HEATING AS NECESSARY TO MAINTAIN INDOOR TEMPERATURES IN ACCORDANCE WITH DFCM STANDARDS.

G. PER THE HAZARDOUS MATERIALS REPORT, GRAY & GREEN DUCT SEALANT ON SITE IS HAZARDOUS AND MUST BE ABATED. GENERALLY, THE HAZARDOUS DUCT SEALANT WAS OBSERVED ON ROUND AND FLAT OVAL DUCTWORK. ALL DUCTWORK DEMOLITION TO BE PERFORMED BY ABATEMENT CONTRACTOR.

H. WHERE DUCTWORK WITH HAZARDOUS DUCT SEALANT PENETRATES A WALL SHOWN TO BE DEMOLISHED IN PHASE 01, LEAVE MIN. 2'-0" UNDISTURBED MATERIAL AROUND DUCTWORK TO MINIMIZE RISK OF A HAZARDOUS MATERIAL SPILL.

I. WHERE NOTED ON PLANS, CONTRACTOR SHALL SALVAGE EXISTING ORNAMENTAL HVAC SUPPLY/RETURN REGISTERS LOCATED IN CAFE AREA AND ELSEWHERE THROUGHOUT BUILDING. CONTRACTOR SHALL TAG AND LOG EACH REGISTER'S ORIGINAL INSTALLATION LOCATION AND FUNCTION. UPON DISCOVERY OF ADDITIONAL ORNAMENTAL SUPPLY/RETURN REGISTERS NOT NOTED ON PLANS, CONTRACTOR SHALL CONTACT ARCHITECT/ENGINEER FOR DIRECTION.

KEYNOTES

1	LOCATION OF PIPING COVERED WITH ASBESTOS INSULATION INDICATED BY HAZARDOUS MATERIALS REPORT, TYPICAL. PIPING AND INSULATION TO BE REMOVED BY OWNER.
2	EXISTING STEAM TRAP TO REMAIN WHILE STEAM HEATING SYSTEM IS IN USE.
3	STEAM SUPPLY AND CONDENSATE RETURN UP TO RADIATOR ABOVE TO REMAIN WHILE STEAM HEATING SYSTEM IS IN USE.
4	EXISTING STEAM CONDENSATE RETURN PUMP TO REMAIN WHILE STEAM HEATING SYSTEM IS IN USE.
5	DUCT MAINS FROM AIR HANDLERS IN ATTIC DOWN TO BASEMENT LEVEL TO REMAIN.
6	FLOOR-MOUNTED BAR GRILLE SERVING AS RA OPENING TO BASEMENT TO REMAIN, TYP.

DEMOLITION LEGEND

- EXISTING PIPING TO REMAIN
- EXISTING PIPING TO BE REMOVED
- EXISTING DUCT/EQUIPMENT/FIXTURE TO REMAIN
- EXISTING DUCT/EQUIPMENT/FIXTURE TO BE REMOVED

NOTES:
1. REMOVE AND SALVAGE ITEMS AS NOTED ON PLANS.
2. ALL DUCTWORK DEMOLOTION TO BE PERFORMED BY OWNER.

KEY MAP

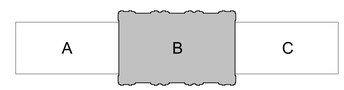

CRSA
ARCHITECTURE · PLANNING · INTERIORS
649 E SOUTH TEMPLE
SALT LAKE CITY, UT 84102
801.355.5915 · www.crsa-us.com

ARCHITECT
CRSA — C/O ZACH HESLOP
175 S. MAIN ST., STE. 300 — zheslop@crsa-us.com
SALT LAKE CITY, UT 84111 — (801)746-4974

STRUCTURAL ENGINEER
REAVELEY ENGINEERS + ASSOC. — C/O JEROD JOHNSON
675 EAST 500 SOUTH, SUITE 400 — jjohnson@reaveley.com
SALT LAKE CITY, UT 84102 — (801) 486-3883

MECHANICAL ENGINEER
COLVIN ENGINEERING ASSOC. — C/O ALLEN EVANS
505 E. SOUTH TEMPLE — aevans@cea-ut.com
SALT LAKE CITY, UT 84102 — (801) 322-2400

ELECTRICAL ENGINEER
SPECTRUM ENGINEERING — C/O MICHAEL FACKRELL
324 STATE ST. STE. 400 — michael.fackrell@speceng.com
SALT LAKE CITY, UT 84102 — (801) 328-5151

CM/GC
GRAMOLL CONSTRUCTION — C/O JIM GRAMOLL
155 S 750 W — jim.gramoll@gramoll.com
NORTH SALT LAKE, UT 84054 — (801) 295-2341

RIO GRANDE DEPOT SEISMIC UPGRADE

300 SOUTH RIO GRANDE STREET
SALT LAKE CITY, UT 84101

DFCM PROJECT #20229080

STAMP

ISSUE TYPE:	DATE:
BP-01	October 3, 2022
1 ADD 01	October 19, 2022

PROJECT NUMBER:	21-031
DRAWN BY:	EHW
CHECKED BY:	ARE

PHASE 1 BASEMENT MECHANICAL DEMO PLAN AREA B

1.MD100B

Plotted: 10/19/2022 2:03:39 PM By: Eric Wall
File Name: C:\Users\EWall\Documents\Projects\RGD\20229080-RGD-Architectural_EWall_ARE.rvt
Model Name: 1.MD100B

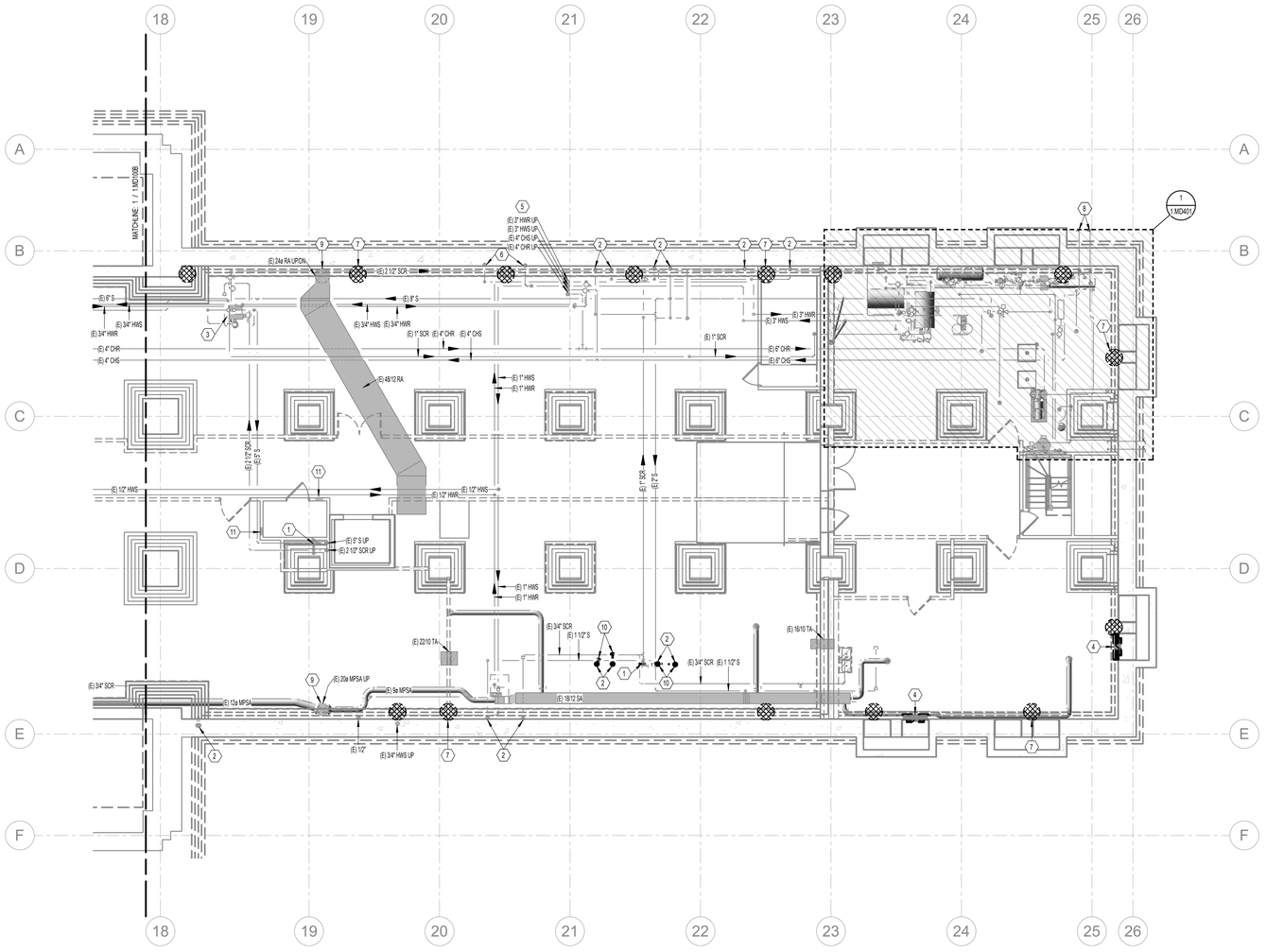

1 PHASE 1 BASEMENT MECHANICAL DEMO PLAN AREA C

SCALE: 1/8" = 1'-0"

GENERAL NOTES

A. EXISTING DRAWINGS ARE BASED ON CASUAL (NON-INTRUSIVE) FIELD OBSERVATIONS AND PREVIOUS PROJECT RECORD DOCUMENTS. UPON DISCOVERY OF CONDITIONS NOT SHOWN OR IN CONFLICT WITH THESE DRAWINGS THAT AFFECT PROJECT BUDGET AND/OR SCHEDULE, CONTRACTOR SHALL IMMEDIATELY REPORT SUCH CONDITIONS TO THE ARCHITECT/ENGINEER IN WRITING FOR DIRECTION ON HOW TO PROCEED.

B. ITEMS SHOWN DARK AND DASHED SHALL BE DEMOLISHED.

C. ITEMS SHOWN LIGHT AND SHADED SHALL REMAIN.

D. THE BUILDING DOES CONTAIN ASBESTOS AND LEAD BASED PAINT IN VARIOUS BUILDING MATERIALS. ITEMS THAT CONTAIN ASBESTOS AND LEAD BASED PAINT ARE NOT TO BE REMOVED OR OTHERWISE DISTURBED. FOR FURTHER INFORMATION PLEASE CONTACT OWNER'S REPRESENTATIVE R & R ENVIRONMENTAL INC. AT 801-352-2380.

E. HAZARDOUS MATERIAL ABATEMENT TO BE COMPLETED BY OWNER. HAZARDOUS MATERIAL INVENTORY REPORT IS AVAILABLE FOR REFERENCE FROM THE OWNER. CONTRACTOR SHALL NOTIFY OWNER IMMEDIATELY IF SUSPECTED HAZARDOUS MATERIALS ARE ENCOUNTERED AND HAZARDOUS MATERIALS SHALL BE ABATED BY OWNER'S REPRESENTATIVE BEFORE PROCEEDING WITH SELECTIVE DEMOLITION.

F. BUILDING HVAC HEATING SYSTEM SHALL BE KEPT OPERATIONAL DURING DEMOLITION AND ABATEMENT TO MAINTAIN BUILDING HEAT AND PROVIDE FREEZE PROTECTION. CONTRACTOR SHALL PROVIDE ADDITIONAL TEMPORARY/SUPPLEMENTAL HEATING AS NECESSARY TO MAINTAIN INDOOR TEMPERATURES IN ACCORDANCE WITH DFCM STANDARDS.

G. PER THE HAZARDOUS MATERIALS REPORT, GRAY & GREEN DUCT SEALANT ON SITE IS HAZARDOUS AND MUST BE ABATED. GENERALLY, THE HAZARDOUS DUCT SEALANT WAS OBSERVED ON ROUND AND FLAT OVAL DUCTWORK. ALL DUCTWORK DEMOLITION TO BE PERFORMED BY ABATEMENT CONTRACTOR.

H. WHERE DUCTWORK WITH HAZARDOUS DUCT SEALANT PENETRATES A WALL SHOWN TO BE DEMOLISHED IN PHASE 01, LEAVE MIN. 2'-0" UNDISTURBED MATERIAL AROUND DUCTWORK TO MINIMIZE RISK OF A HAZARDOUS MATERIAL SPILL.

I. WHERE NOTED ON PLANS, CONTRACTOR SHALL SALVAGE EXISTING ORNAMENTAL HVAC SUPPLY/RETURN REGISTERS LOCATED IN CAFE AREA AND ELSEWHERE THROUGHOUT BUILDING. CONTRACTOR SHALL TAG AND LOG EACH REGISTER'S ORIGINAL INSTALLATION LOCATION AND FUNCTION. UPON DISCOVERY OF ADDITIONAL ORNAMENTAL SUPPLY/RETURN REGISTERS NOT NOTED ON PLANS, CONTRACTOR SHALL CONTACT ARCHITECT/ENGINEER FOR DIRECTION.

KEYNOTES

1	EXISTING STEAM TRAP TO REMAIN WHILE STEAM HEATING SYSTEM IS IN USE.
2	STEAM SUPPLY AND CONDENSATE RETURN UP TO RADIATOR ABOVE TO REMAIN WHILE STEAM HEATING SYSTEM IS IN USE.
3	EXISTING STEAM CONDENSATE RETURN PUMP TO REMAIN WHILE STEAM HEATING SYSTEM IS IN USE.
4	REMOVE EXISTING PTAC UNIT.
5	PIPE RISERS FROM BASEMENT UP TO ATTIC TO REMAIN.
6	HWS/HWR UP TO FIN TUBE HEATER ABOVE TO REMAIN.
7	LOCATION OF PIPING COVERED WITH ASBESTOS INSULATION INDICATED BY HAZARDOUS MATERIALS REPORT, TYPICAL. PIPING AND INSULATION TO BE REMOVED BY OWNER.
8	6" CHS/CHR UNDERGROUND TO AIR-COOLED CHILLER TO REMAIN.
9	DUCT MAINS FROM AIR HANDLERS IN ATTIC DOWN TO BASEMENT LEVEL TO REMAIN.
10	DEMO EXISTING STEAM SUPPLY AND RETURN LINES BACK TO MAIN AND CAP.
11	EXISTING WALL GRILLE TO REMAIN.

DEMOLITION LEGEND

- EXISTING PIPING TO REMAIN
- EXISTING PIPING TO BE REMOVED
- EXISTING DUCT/EQUIPMENT/FIXTURE TO REMAIN
- EXISTING DUCT/EQUIPMENT/FIXTURE TO BE REMOVED

NOTES:
1. REMOVE AND SALVAGE ITEMS AS NOTED ON PLANS.
2. ALL DUCTWORK DEMOLOTION TO BE PERFORMED BY OWNER.

KEY MAP



CRSA
ARCHITECTURE · PLANNING · INTERIORS
649 E SOUTH TEMPLE
SALT LAKE CITY, UT 84102
801.355.5915 · www.crsa-us.com

ARCHITECT
CRSA — C/O ZACH HESLOP
175 S. MAIN ST., STE. 300 — zheslop@crsa-us.com
SALT LAKE CITY, UT 84111 — (801)746-4974

STRUCTURAL ENGINEER
REAVELEY ENGINEERS + ASSOC. — C/O JEROD JOHNSON
675 EAST 500 SOUTH, SUITE 400 — jjohnson@reaveley.com
SALT LAKE CITY, UT 84102 — (801) 486-3883

MECHANICAL ENGINEER
COLVIN ENGINEERING ASSOC. — C/O ALLEN EVANS
505 E. SOUTH TEMPLE — aevans@cea-ut.com
SALT LAKE CITY, UT 84102 — (801) 322-2400

ELECTRICAL ENGINEER
SPECTRUM ENGINEERING — C/O MICHAEL FACKRELL
324 STATE ST. STE. 400 — michael.fackrell@speceng.com
SALT LAKE CITY, UT 84102 — (801) 328-5151

CM/GC
GRAMOLL CONSTRUCTION — C/O JIM GRAMOLL
155 S 750 W — jim.gramoll@gramoll.com
NORTH SALT LAKE, UT 84054 — (801) 295-2341

RIO GRANDE DEPOT SEISMIC UPGRADE

300 SOUTH RIO GRANDE STREET
SALT LAKE CITY, UT 84101

DFCM PROJECT #20229080

STAMP

ISSUE TYPE:		DATE:
BP-01		October 3, 2022
1	ADD 01	October 19, 2022
2	ADD 02	October 27, 2022

PROJECT NUMBER:	21-031
DRAWN BY:	EHW
CHECKED BY:	ARE

PHASE 1 BASEMENT MECHANICAL DEMO PLAN AREA C

1.MD100C

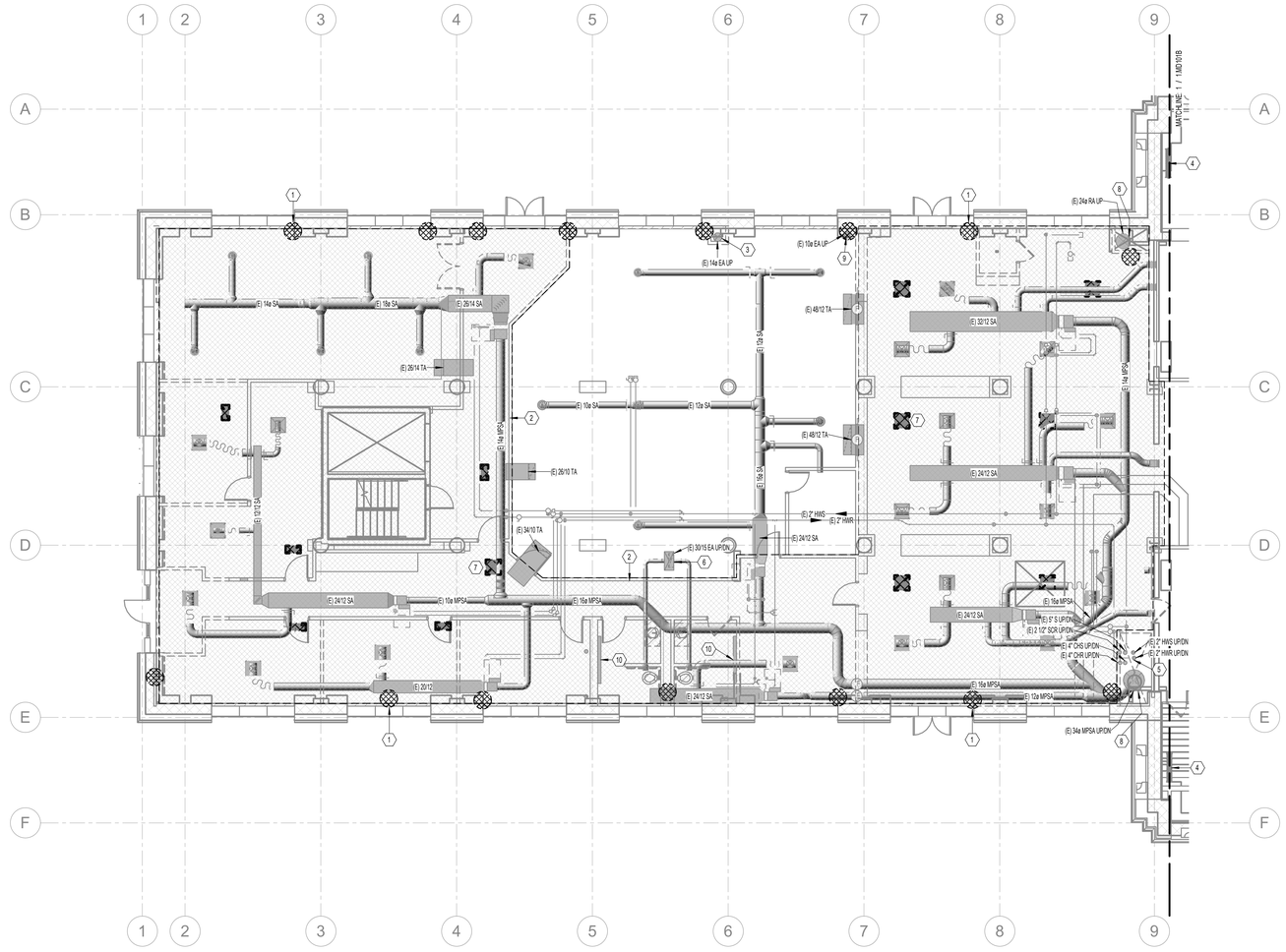

1 PHASE 1 MAIN LEVEL MECHANICAL DEMO PLAN AREA A
SCALE: 1/8" = 1'-0"

GENERAL NOTES

A. EXISTING DRAWINGS ARE BASED ON CASUAL (NON-INTRUSIVE) FIELD OBSERVATIONS AND PREVIOUS PROJECT RECORD DOCUMENTS. UPON DISCOVERY OF CONDITIONS NOT SHOWN OR IN CONFLICT WITH THESE DRAWINGS THAT AFFECT PROJECT BUDGET AND/OR SCHEDULE, CONTRACTOR SHALL IMMEDIATELY REPORT SUCH CONDITIONS TO THE ARCHITECT/ENGINEER IN WRITING FOR DIRECTION ON HOW TO PROCEED.

B. ITEMS SHOWN DARK AND DASHED SHALL BE DEMOLISHED.

C. ITEMS SHOWN LIGHT AND SHADED SHALL REMAIN.

D. THE BUILDING DOES CONTAIN ASBESTOS AND LEAD BASED PAINT IN VARIOUS BUILDING MATERIALS. ITEMS THAT CONTAIN ASBESTOS AND LEAD BASED PAINT ARE NOT TO BE REMOVED OR OTHERWISE DISTURBED. FOR FURTHER INFORMATION PLEASE CONTACT OWNER'S REPRESENTATIVE R & R ENVIRONMENTAL INC. AT 801-352-2380.

E. HAZARDOUS MATERIAL ABATEMENT TO BE COMPLETED BY OWNER. HAZARDOUS MATERIAL INVENTORY REPORT IS AVAILABLE FOR REFERENCE FROM THE OWNER. CONTRACTOR SHALL NOTIFY OWNER IMMEDIATELY IF SUSPECTED HAZARDOUS MATERIALS ARE ENCOUNTERED AND HAZARDOUS MATERIALS SHALL BE ABATED BY OWNER'S REPRESENTATIVE BEFORE PROCEEDING WITH SELECTIVE DEMOLITION.

F. BUILDING HVAC HEATING SYSTEM SHALL BE KEPT OPERATIONAL DURING DEMOLITION AND ABATEMENT TO MAINTAIN BUILDING HEAT AND PROVIDE FREEZE PROTECTION. CONTRACTOR SHALL PROVIDE ADDITIONAL TEMPORARY/SUPPLEMENTAL HEATING AS NECESSARY TO MAINTAIN INDOOR TEMPERATURES IN ACCORDANCE WITH DFCM STANDARDS.

G. PER THE HAZARDOUS MATERIALS REPORT, GRAY & GREEN DUCT SEALANT ON SITE IS HAZARDOUS AND MUST BE ABATED. GENERALLY, THE HAZARDOUS DUCT SEALANT WAS OBSERVED ON ROUND AND FLAT OVAL DUCTWORK. ALL DUCTWORK DEMOLITION TO BE PERFORMED BY ABATEMENT CONTRACTOR.

H. WHERE DUCTWORK WITH HAZARDOUS DUCT SEALANT PENETRATES A WALL SHOWN TO BE DEMOLISHED IN PHASE 01, LEAVE MIN. 2'-0" UNDISTURBED MATERIAL AROUND DUCTWORK TO MINIMIZE RISK OF A HAZARDOUS MATERIAL SPILL.

I. WHERE NOTED ON PLANS, CONTRACTOR SHALL SALVAGE EXISTING ORNAMENTAL HVAC SUPPLY/RETURN REGISTERS LOCATED IN CAFE AREA AND ELSEWHERE THROUGHOUT BUILDING. CONTRACTOR SHALL TAG AND LOG EACH REGISTER'S ORIGINAL INSTALLATION LOCATION AND FUNCTION. UPON DISCOVERY OF ADDITIONAL ORNAMENTAL SUPPLY/RETURN REGISTERS NOT NOTED ON PLANS, CONTRACTOR SHALL CONTACT ARCHITECT/ENGINEER FOR DIRECTION.

KEYNOTES

1	LOCATION OF PIPING COVERED WITH ASBESTOS INSULATION INDICATED BY HAZARDOUS MATERIALS REPORT, TYPICAL. PIPING AND INSULATION TO BE REMOVED BY OWNER.
2	HATCHED AREA INDICATES CEILINGS IN THIS AREA TO BE REMOVED, SEE 1.AD111 SHEETS.
3	FUME HOOD EXHAUST DUCT FROM BASEMENT LEVEL UP TO EXHAUST FAN ON ROOF. FUME HOOD AND ASSOCIATED DUCTWORK TO BE REMOVED BY OWNER.
4	EXISTING STEAM RADIATOR. SUPPLY AND RETURN PIPING UP FROM BELOW. REMOVE AND REINSTALL AS NECESSARY TO SALVAGE HISTORIC WOOD PANELING/TRIM.
5	PIPE RISERS FROM BASEMENT UP TO ATTIC TO REMAIN.
6	GENERAL EXHAUST DUCT UP TO EXHAUST FAN ON ROOF TO REMAIN.
7	NON-DUCTED RETURN GRILLES IN LAY-IN CEILINGS BEING DEMOLISHED SHALL BE REMOVED, TYP.
8	DUCT MAINS FROM AIR HANDLERS IN ATTIC DOWN TO BASEMENT LEVEL TO REMAIN.
9	DUCTWORK UP TO ATTIC LEVEL TO BE REMOVED BY OWNER.
10	EXISTING HOT WATER FIN TUBE HEATER TO REMAIN.

DEMOLITION LEGEND

- EXISTING PIPING TO REMAIN
- EXISTING PIPING TO BE REMOVED
- EXISTING DUCT/EQUIPMENT/FIXTURE TO REMAIN
- EXISTING DUCT/EQUIPMENT/FIXTURE TO BE REMOVED

NOTES:
1. REMOVE AND SALVAGE ITEMS AS NOTED ON PLANS.
2. ALL DUCTWORK DEMOLOTION TO BE PERFORMED BY OWNER.

KEY MAP

A | B | C

CRSA
ARCHITECTURE · PLANNING · INTERIORS
649 E SOUTH TEMPLE
SALT LAKE CITY, UT 84102
801.355.5915 · www.crsa-us.com

ARCHITECT
CRSA
175 S. MAIN ST., STE. 300
SALT LAKE CITY, UT 84111
C/O ZACH HESLOP
zheslop@crsa-us.com
(801)746-4974

STRUCTURAL ENGINEER
REAVELEY ENGINEERS + ASSOC.
675 EAST 500 SOUTH, SUITE 400
SALT LAKE CITY, UT 84102
C/O JEROD JOHNSON
jjohnson@reaveley.com
(801) 486-3883

MECHANICAL ENGINEER
COLVIN ENGINEERING ASSOC.
505 E. SOUTH TEMPLE
SALT LAKE CITY, UT 84102
C/O ALLEN EVANS
aevans@cea-ut.com
(801) 322-2400

ELECTRICAL ENGINEER
SPECTRUM ENGINEERING
324 STATE ST. STE. 400
SALT LAKE CITY, UT 84102
C/O MICHAEL FACKRELL
michael.fackrell@speceng.com
(801) 328-5151

CM/GC
GRAMOLL CONSTRUCTION
155 S 750 W
NORTH SALT LAKE, UT 84054
C/O JIM GRAMOLL
jim.gramoll@gramoll.com
(801) 295-2341

RIO GRANDE DEPOT SEISMIC UPGRADE

300 SOUTH RIO GRANDE STREET
SALT LAKE CITY, UT 84101

DFCM PROJECT #20229080

STAMP

ISSUE TYPE:	DATE:
BP-01	October 3, 2022
1 ADD 01	October 19, 2022
2 ADD 02	October 27, 2022

PROJECT NUMBER:	21-031
DRAWN BY:	EHW
CHECKED BY:	ARE

PHASE 1 MAIN LEVEL MECHANICAL DEMO PLAN AREA A

1.MD101A

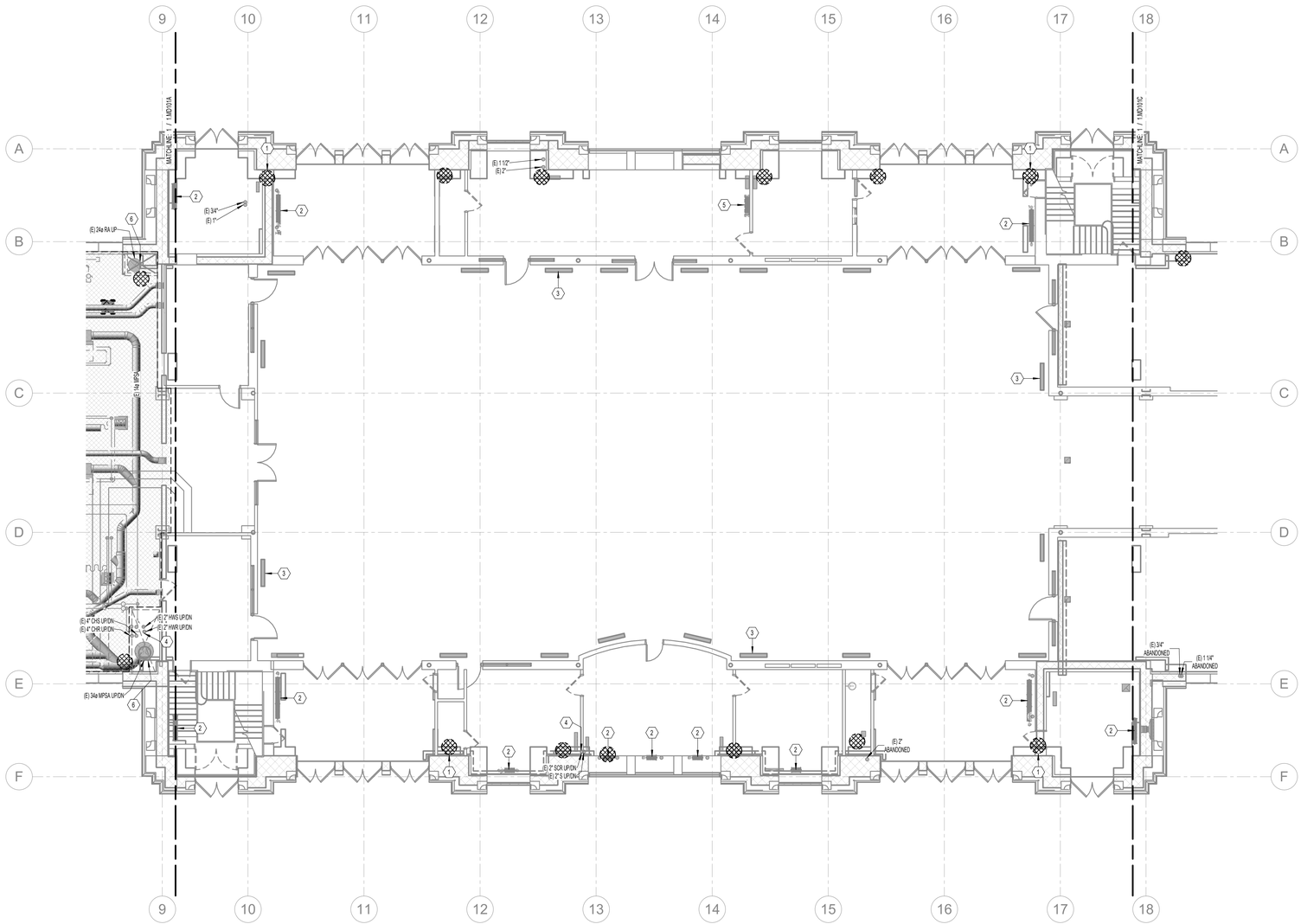

1 PHASE 1 MAIN LEVEL MECHANICAL DEMO PLAN AREA B

SCALE: 1/8" = 1'-0"

0' 0" 4' 8' 16'

GENERAL NOTES

A. EXISTING DRAWINGS ARE BASED ON CASUAL (NON-INTRUSIVE) FIELD OBSERVATIONS AND PREVIOUS PROJECT RECORD DOCUMENTS. UPON DISCOVERY OF CONDITIONS NOT SHOWN OR IN CONFLICT WITH THESE DRAWINGS THAT AFFECT PROJECT BUDGET AND/OR SCHEDULE, CONTRACTOR SHALL IMMEDIATELY REPORT SUCH CONDITIONS TO THE ARCHITECT/ENGINEER IN WRITING FOR DIRECTION ON HOW TO PROCEED.

B. ITEMS SHOWN DARK AND DASHED SHALL BE DEMOLISHED.

C. ITEMS SHOWN LIGHT AND SHADED SHALL REMAIN.

D. THE BUILDING DOES CONTAIN ASBESTOS AND LEAD BASED PAINT IN VARIOUS BUILDING MATERIALS. ITEMS THAT CONTAIN ASBESTOS AND LEAD BASED PAINT ARE NOT TO BE REMOVED OR OTHERWISE DISTURBED. FOR FURTHER INFORMATION PLEASE CONTACT OWNER'S REPRESENTATIVE R & R ENVIRONMENTAL INC. AT 801-352-2380.

E. HAZARDOUS MATERIAL ABATEMENT TO BE COMPLETED BY OWNER. HAZARDOUS MATERIAL INVENTORY REPORT IS AVAILABLE FOR REFERENCE FROM THE OWNER. CONTRACTOR SHALL NOTIFY OWNER IMMEDIATELY IF SUSPECTED HAZARDOUS MATERIALS ARE ENCOUNTERED AND HAZARDOUS MATERIALS SHALL BE ABATED BY OWNER'S REPRESENTATIVE BEFORE PROCEEDING WITH SELECTIVE DEMOLITION.

F. BUILDING HVAC HEATING SYSTEM SHALL BE KEPT OPERATIONAL DURING DEMOLITION AND ABATEMENT TO MAINTAIN BUILDING HEAT AND PROVIDE FREEZE PROTECTION. CONTRACTOR SHALL PROVIDE ADDITIONAL TEMPORARY/SUPPLEMENTAL HEATING AS NECESSARY TO MAINTAIN INDOOR TEMPERATURES IN ACCORDANCE WITH DFCM STANDARDS.

G. PER THE HAZARDOUS MATERIALS REPORT, GRAY & GREEN DUCT SEALANT ON SITE IS HAZARDOUS AND MUST BE ABATED. GENERALLY, THE HAZARDOUS DUCT SEALANT WAS OBSERVED ON ROUND AND FLAT OVAL DUCTWORK. ALL DUCTWORK DEMOLITION TO BE PERFORMED BY ABATEMENT CONTRACTOR.

H. WHERE DUCTWORK WITH HAZARDOUS DUCT SEALANT PENETRATES A WALL SHOWN TO BE DEMOLISHED IN PHASE 01, LEAVE MIN. 2'-0" UNDISTURBED MATERIAL AROUND DUCTWORK TO MINIMIZE RISK OF A HAZARDOUS MATERIAL SPILL.

I. WHERE NOTED ON PLANS, CONTRACTOR SHALL SALVAGE EXISTING ORNAMENTAL HVAC SUPPLY/RETURN REGISTERS LOCATED IN CAFE AREA AND ELSEWHERE THROUGHOUT BUILDING. CONTRACTOR SHALL TAG AND LOG EACH REGISTER'S ORIGINAL INSTALLATION LOCATION AND FUNCTION. UPON DISCOVERY OF ADDITIONAL ORNAMENTAL SUPPLY/RETURN REGISTERS NOT NOTED ON PLANS, CONTRACTOR SHALL CONTACT ARCHITECT/ENGINEER FOR DIRECTION.

KEYNOTES

1	LOCATION OF PIPING COVERED WITH ASBESTOS INSULATION INDICATED BY HAZARDOUS MATERIALS REPORT, TYPICAL. PIPING AND INSULATION TO BE REMOVED BY OWNER.
2	EXISTING STEAM RADIATOR. SUPPLY AND RETURN PIPING UP FROM BELOW. REMOVE AND REINSTALL AS NECESSARY TO SALVAGE HISTORIC WOOD PANELING/TRIM.
3	FLOOR-MOUNTED BAR GRILLE SERVING AS RA OPENING TO BASEMENT TO REMAIN, TYP.
4	PIPE RISERS FROM BASEMENT UP TO ATTIC TO REMAIN.
5	EXISTING INDOOR MINI-SPLIT UNIT TO REMAIN.
6	DUCT MAINS FROM AIR HANDLERS IN ATTIC DOWN TO BASEMENT LEVEL TO REMAIN.

DEMOLITION LEGEND

- EXISTING PIPING TO REMAIN
- EXISTING PIPING TO BE REMOVED
- EXISTING DUCT/EQUIPMENT/FIXTURE TO REMAIN
- EXISTING DUCT/EQUIPMENT/FIXTURE TO BE REMOVED

NOTES:
1. REMOVE AND SALVAGE ITEMS AS NOTED ON PLANS.
2. ALL DUCTWORK DEMOLOTION TO BE PERFORMED BY OWNER.

KEY MAP

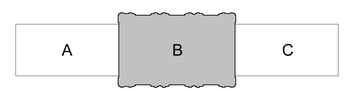

CRSA
ARCHITECTURE · PLANNING · INTERIORS
649 E SOUTH TEMPLE
SALT LAKE CITY, UT 84102
801.355.5915 · www.crsa-us.com

ARCHITECT
CRSA — C/O ZACH HESLOP
175 S. MAIN ST., STE. 300 — zheslop@crsa-us.com
SALT LAKE CITY, UT 84111 — (801)746-4974

STRUCTURAL ENGINEER
REAVELEY ENGINEERS + ASSOC. — C/O JEROD JOHNSON
675 EAST 500 SOUTH, SUITE 400 — jjohnson@reaveley.com
SALT LAKE CITY, UT 84102 — (801) 486-3883

MECHANICAL ENGINEER
COLVIN ENGINEERING ASSOC. — C/O ALLEN EVANS
505 E. SOUTH TEMPLE — aevans@cea-ut.com
SALT LAKE CITY, UT 84102 — (801) 322-2400

ELECTRICAL ENGINEER
SPECTRUM ENGINEERING — C/O MICHAEL FACKRELL
324 STATE ST. STE. 400 — michael.fackrell@speceng.com
SALT LAKE CITY, UT 84102 — (801) 328-5151

CM/GC
GRAMOLL CONSTRUCTION — C/O JIM GRAMOLL
155 S 750 W — jim.gramoll@gramoll.com
NORTH SALT LAKE, UT 84054 — (801) 295-2341

RIO GRANDE DEPOT SEISMIC UPGRADE

300 SOUTH RIO GRANDE STREET
SALT LAKE CITY, UT 84101

DFCM PROJECT #20229080

STAMP

ISSUE TYPE:		DATE:
SP-01		October 3, 2022
1	ADD 01	October 19, 2022
2	ADD 02	October 27, 2022

PROJECT NUMBER:	21-031
DRAWN BY:	EHW
CHECKED BY:	ARE

PHASE 1 MAIN LEVEL MECHANICAL DEMO PLAN AREA B

1.MD101B

20-031 21-031 Rio Grande Depot\Drawing Upgrade\Revit\20-031_R21_Rio Grande Depot_Central_detached.rvt
10/19/2022 1:05:19 PM
Eric Wilson

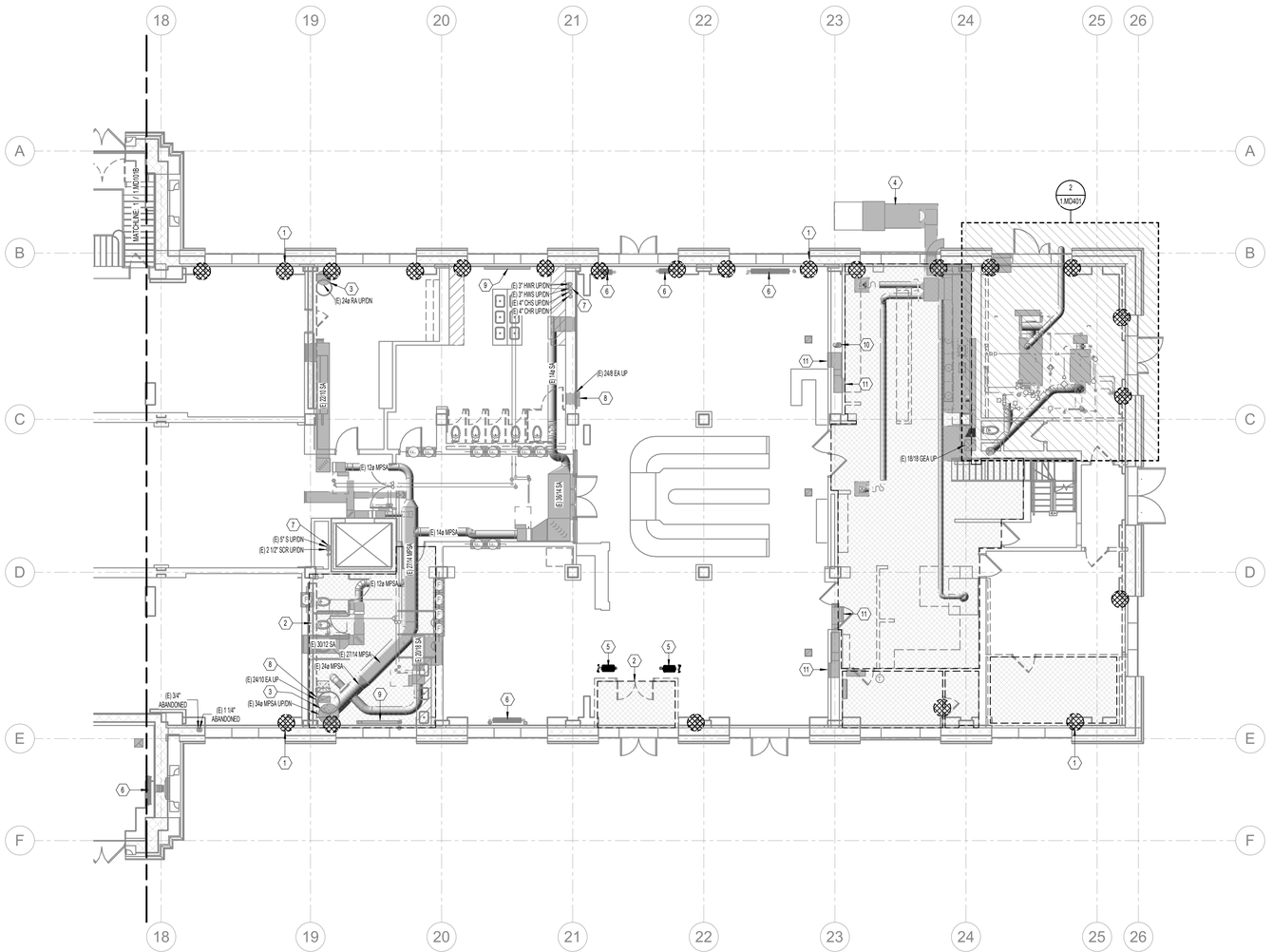
(E) 24x RA UP/DN
(E) 3" HWR UP/DN
(E) 3" HWS UP/DN
(E) 4" DWS UP/DN
(E) 4" DWR UP/DN
(E) 18x18 SA
(E) 24/8 EA UP
(E) 18x18 SA
(E) 18/18 GEA UP
(E) 12x MPSA
(E) 14x MPSA
(E) 27/14 MPSA
(E) 30/12 SA
(E) 27/14 MPSA
(E) 24x MPSA
(E) 24/10 EA UP
(E) 34x MPSA UP/DN
(E) 3/4" ABANDONED
(E) 1 1/4" ABANDONED
(E) 5" S UP/DN
(E) 2 1/2" SCR UP/DN
(E) 18x18 SA
(E) 27/14 MPSA
(E) 30/12 SA
(E) 12x MPSA
(E) 14x MPSA
(E) 18x18 SA
(E) 18x18 SA
(E) 18x18 S

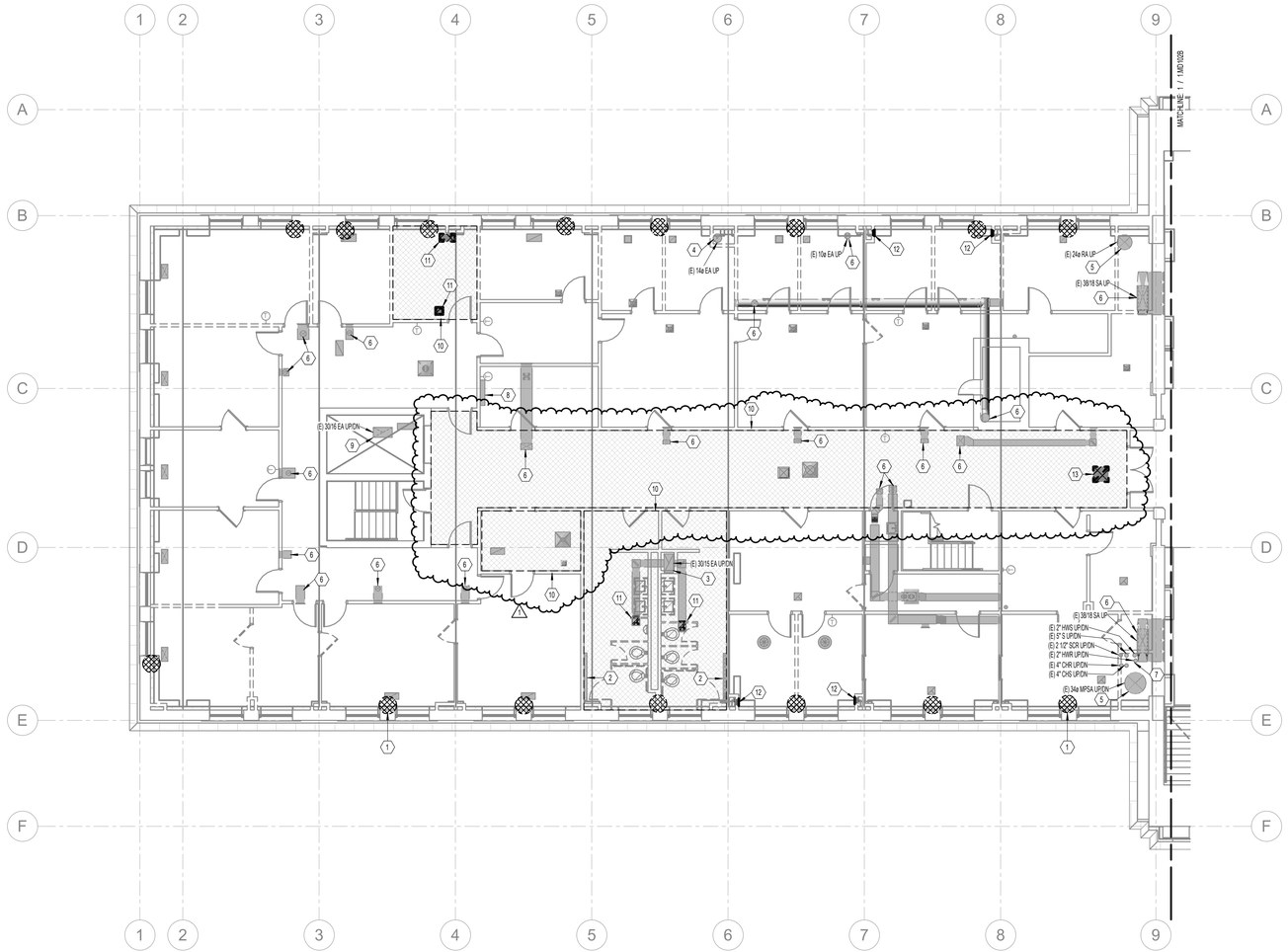

1 PHASE 1 UPPER LEVEL MECHANICAL DEMO PLAN AREA A
SCALE: 1/8" = 1'-0"

GENERAL NOTES

A. EXISTING DRAWINGS ARE BASED ON CASUAL (NON-INTRUSIVE) FIELD OBSERVATIONS AND PREVIOUS PROJECT RECORD DOCUMENTS. UPON DISCOVERY OF CONDITIONS NOT SHOWN OR IN CONFLICT WITH THESE DRAWINGS THAT AFFECT PROJECT BUDGET AND/OR SCHEDULE, CONTRACTOR SHALL IMMEDIATELY REPORT SUCH CONDITIONS TO THE ARCHITECT/ENGINEER IN WRITING FOR DIRECTION ON HOW TO PROCEED.

B. ITEMS SHOWN DARK AND DASHED SHALL BE DEMOLISHED.

C. ITEMS SHOWN LIGHT AND SHADED SHALL REMAIN.

D. THE BUILDING DOES CONTAIN ASBESTOS AND LEAD BASED PAINT IN VARIOUS BUILDING MATERIALS. ITEMS THAT CONTAIN ASBESTOS AND LEAD BASED PAINT ARE NOT TO BE REMOVED OR OTHERWISE DISTURBED. FOR FURTHER INFORMATION PLEASE CONTACT OWNER'S REPRESENTATIVE R & R ENVIRONMENTAL INC. AT 801-352-2380.

E. HAZARDOUS MATERIAL ABATEMENT TO BE COMPLETED BY OWNER. HAZARDOUS MATERIAL INVENTORY REPORT IS AVAILABLE FOR REFERENCE FROM THE OWNER. CONTRACTOR SHALL NOTIFY OWNER IMMEDIATELY IF SUSPECTED HAZARDOUS MATERIALS ARE ENCOUNTERED AND HAZARDOUS MATERIALS SHALL BE ABATED BY OWNER'S REPRESENTATIVE BEFORE PROCEEDING WITH SELECTIVE DEMOLITION.

F. BUILDING HVAC HEATING SYSTEM SHALL BE KEPT OPERATIONAL DURING DEMOLITION AND ABATEMENT TO MAINTAIN BUILDING HEAT AND PROVIDE FREEZE PROTECTION. CONTRACTOR SHALL PROVIDE ADDITIONAL TEMPORARY/SUPPLEMENTAL HEATING AS NECESSARY TO MAINTAIN INDOOR TEMPERATURES IN ACCORDANCE WITH DFCM STANDARDS.

G. PER THE HAZARDOUS MATERIALS REPORT, GRAY & GREEN DUCT SEALANT ON SITE IS HAZARDOUS AND MUST BE ABATED. GENERALLY, THE HAZARDOUS DUCT SEALANT WAS OBSERVED ON ROUND AND FLAT OVAL DUCTWORK. ALL DUCTWORK DEMOLITION TO BE PERFORMED BY ABATEMENT CONTRACTOR.

H. WHERE DUCTWORK WITH HAZARDOUS DUCT SEALANT PENETRATES A WALL SHOWN TO BE DEMOLISHED IN PHASE 01, LEAVE MIN. 2'-0" UNDISTURBED MATERIAL AROUND DUCTWORK TO MINIMIZE RISK OF A HAZARDOUS MATERIAL SPILL.

I. WHERE NOTED ON PLANS, CONTRACTOR SHALL SALVAGE EXISTING ORNAMENTAL HVAC SUPPLY/RETURN REGISTERS LOCATED IN CAFE AREA AND ELSEWHERE THROUGHOUT BUILDING. CONTRACTOR SHALL TAG AND LOG EACH REGISTER'S ORIGINAL INSTALLATION LOCATION AND FUNCTION. UPON DISCOVERY OF ADDITIONAL ORNAMENTAL SUPPLY/RETURN REGISTERS NOT NOTED ON PLANS, CONTRACTOR SHALL CONTACT ARCHITECT/ENGINEER FOR DIRECTION.

KEYNOTES

1	LOCATION OF PIPING COVERED WITH ASBESTOS INSULATION INDICATED BY HAZARDOUS MATERIALS REPORT, TYPICAL. PIPING AND INSULATION TO BE REMOVED BY OWNER.
2	EXISTING HOT WATER FIN TUBE HEATER. SUPPLY AND RETURN PIPING UP FROM BELOW. REMOVE AND REINSTALL AS NECESSARY TO SALVAGE HISTORIC WOOD PANELING/TRIM.
3	GENERAL EXHAUST DUCT UP TO EXHAUST FAN ON ROOF TO REMAIN.
4	FUME HOOD EXHAUST DUCT FROM BASEMENT LEVEL UP TO EXHAUST FAN ON ROOF. FUME HOOD AND ASSOCIATED DUCTWORK TO BE REMOVED BY OWNER.
5	DUCT MAINS FROM AIR HANDLERS IN ATTIC DOWN TO BASEMENT LEVEL TO REMAIN.
6	DUCTWORK UP TO ATTIC LEVEL TO BE REMOVED BY OWNER.
7	PIPE RISERS FROM BASEMENT UP TO ATTIC TO REMAIN.
8	EXISTING INDOOR MINI-SPLIT UNIT TO REMAIN.
9	EXISTING EXHAUST/RELIEF DUCTWORK FROM ELEVATOR SHAFT UP THROUGH ROOF TO REMAIN.
10	HATCHED AREA INDICATES CEILINGS IN THIS AREA TO BE REMOVED, SEE 1.AD112 SHEETS.
11	REMOVE EXISTING HVAC DIFFUSER FROM CEILING BEING DEMOLISHED.
12	REMOVE EXISTING HVAC GRILLE FROM WALL BEING DEMOLISHED.
13	NON-DUCTED RETURN GRILLES IN LAY-IN CEILINGS BEING DEMOLISHED SHALL BE REMOVED, TYP.

DEMOLITION LEGEND

- EXISTING PIPING TO REMAIN
- EXISTING PIPING TO BE REMOVED
- EXISTING DUCT/EQUIPMENT/FIXTURE TO REMAIN
- EXISTING DUCT/EQUIPMENT/FIXTURE TO BE REMOVED

NOTES:
1. REMOVE AND SALVAGE ITEMS AS NOTED ON PLANS.
2. ALL DUCTWORK DEMOLOTION TO BE PERFORMED BY OWNER.

KEY MAP



CRSA
ARCHITECTURE · PLANNING · INTERIORS
649 E SOUTH TEMPLE
SALT LAKE CITY, UT 84102
801.355.5915 · www.crsa-us.com

ARCHITECT
CRSA — C/O ZACH HESLOP
175 S. MAIN ST., STE. 300 — zheslop@crsa-us.com
SALT LAKE CITY, UT 84111 — (801)746-4974

STRUCTURAL ENGINEER
REAVELEY ENGINEERS + ASSOC. — C/O JEROD JOHNSON
675 EAST 500 SOUTH, SUITE 400 — jjohnson@reaveley.com
SALT LAKE CITY, UT 84102 — (801) 486-3883

MECHANICAL ENGINEER
COLVIN ENGINEERING ASSOC. — C/O ALLEN EVANS
505 E. SOUTH TEMPLE — aevans@cea-ut.com
SALT LAKE CITY, UT 84102 — (801) 322-2400

ELECTRICAL ENGINEER
SPECTRUM ENGINEERING — C/O MICHAEL FACKRELL
324 STATE ST. STE. 400 — michael.fackrell@speceng.com
SALT LAKE CITY, UT 84102 — (801) 328-5151

CM/GC
GRAMOLL CONSTRUCTION — C/O JIM GRAMOLL
155 S 750 W — jim.gramoll@gramoll.com
NORTH SALT LAKE, UT 84054 — (801) 295-2341

RIO GRANDE DEPOT SEISMIC UPGRADE

300 SOUTH RIO GRANDE STREET
SALT LAKE CITY, UT 84101

DFCM PROJECT #20229080

STAMP

ISSUE TYPE:	DATE:
BP-01	October 3, 2022
1 ADD 01	October 19, 2022
2 ADD 02	October 27, 2022

PROJECT NUMBER:	21-031
DRAWN BY:	EHW
CHECKED BY:	ARE

PHASE 1 UPPER LEVEL MECHANICAL DEMO PLAN AREA A

1.MD102A

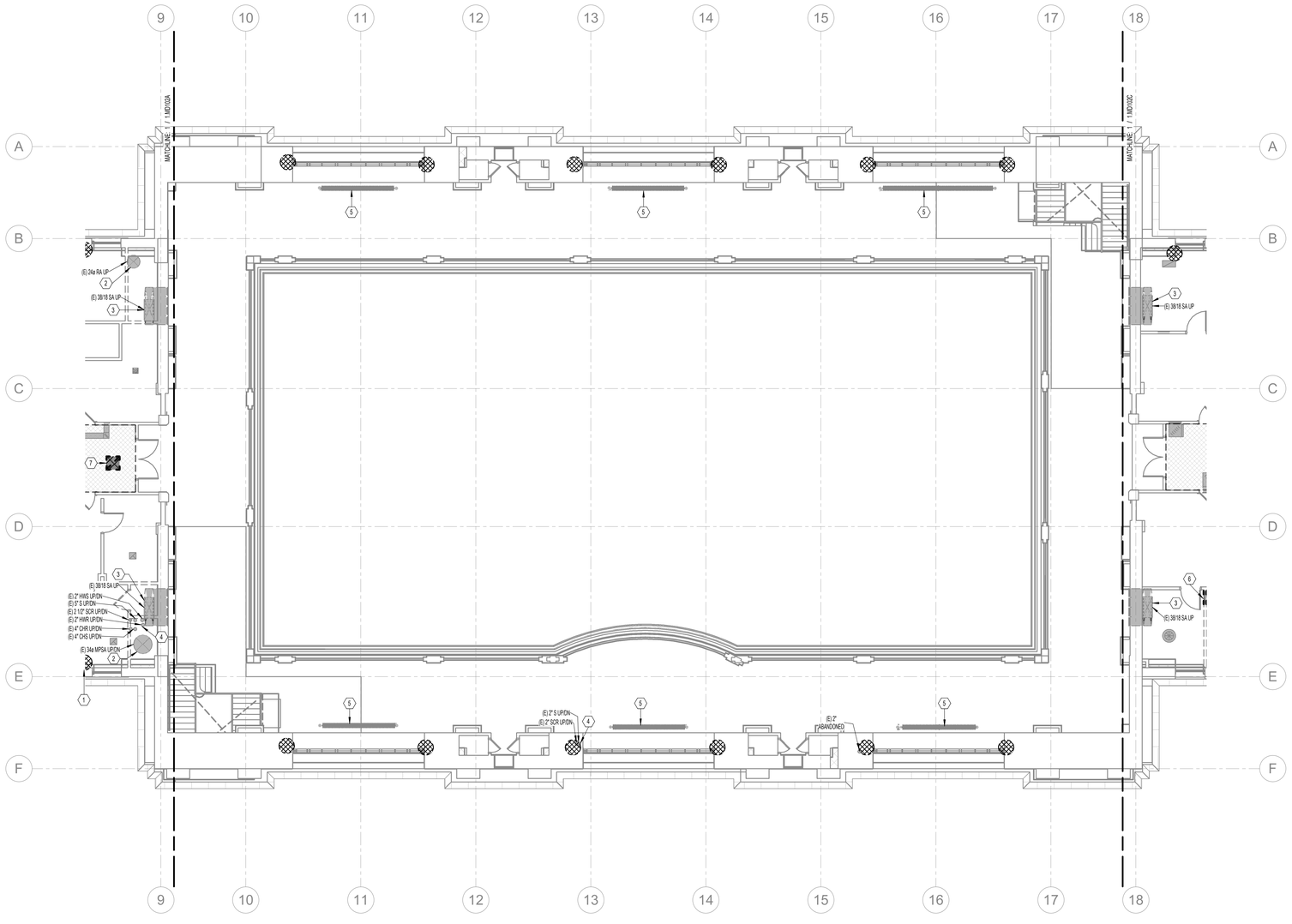

1 PHASE 1 UPPER LEVEL MECHANICAL DEMO PLAN AREA B
SCALE: 1/8" = 1'-0"

GENERAL NOTES

A. EXISTING DRAWINGS ARE BASED ON CASUAL (NON-INTRUSIVE) FIELD OBSERVATIONS AND PREVIOUS PROJECT RECORD DOCUMENTS. UPON DISCOVERY OF CONDITIONS NOT SHOWN OR IN CONFLICT WITH THESE DRAWINGS THAT AFFECT PROJECT BUDGET AND/OR SCHEDULE, CONTRACTOR SHALL IMMEDIATELY REPORT SUCH CONDITIONS TO THE ARCHITECT/ENGINEER IN WRITING FOR DIRECTION ON HOW TO PROCEED.

B. ITEMS SHOWN DARK AND DASHED SHALL BE DEMOLISHED.

C. ITEMS SHOWN LIGHT AND SHADED SHALL REMAIN.

D. THE BUILDING DOES CONTAIN ASBESTOS AND LEAD BASED PAINT IN VARIOUS BUILDING MATERIALS. ITEMS THAT CONTAIN ASBESTOS AND LEAD BASED PAINT ARE NOT TO BE REMOVED OR OTHERWISE DISTURBED. FOR FURTHER INFORMATION PLEASE CONTACT OWNER'S REPRESENTATIVE R & R ENVIRONMENTAL INC. AT 801-352-2380.

E. HAZARDOUS MATERIAL ABATEMENT TO BE COMPLETED BY OWNER. HAZARDOUS MATERIAL INVENTORY REPORT IS AVAILABLE FOR REFERENCE FROM THE OWNER. CONTRACTOR SHALL NOTIFY OWNER IMMEDIATELY IF SUSPECTED HAZARDOUS MATERIALS ARE ENCOUNTERED AND HAZARDOUS MATERIALS SHALL BE ABATED BY OWNER'S REPRESENTATIVE BEFORE PROCEEDING WITH SELECTIVE DEMOLITION.

F. BUILDING HVAC HEATING SYSTEM SHALL BE KEPT OPERATIONAL DURING DEMOLITION AND ABATEMENT TO MAINTAIN BUILDING HEAT AND PROVIDE FREEZE PROTECTION. CONTRACTOR SHALL PROVIDE ADDITIONAL TEMPORARY/SUPPLEMENTAL HEATING AS NECESSARY TO MAINTAIN INDOOR TEMPERATURES IN ACCORDANCE WITH DFCM STANDARDS.

G. PER THE HAZARDOUS MATERIALS REPORT, GRAY & GREEN DUCT SEALANT ON SITE IS HAZARDOUS AND MUST BE ABATED. GENERALLY, THE HAZARDOUS DUCT SEALANT WAS OBSERVED ON ROUND AND FLAT OVAL DUCTWORK. ALL DUCTWORK DEMOLITION TO BE PERFORMED BY ABATEMENT CONTRACTOR.

H. WHERE DUCTWORK WITH HAZARDOUS DUCT SEALANT PENETRATES A WALL SHOWN TO BE DEMOLISHED IN PHASE 01, LEAVE MIN. 2'-0" UNDISTURBED MATERIAL AROUND DUCTWORK TO MINIMIZE RISK OF A HAZARDOUS MATERIAL SPILL.

I. WHERE NOTED ON PLANS, CONTRACTOR SHALL SALVAGE EXISTING ORNAMENTAL HVAC SUPPLY/RETURN REGISTERS LOCATED IN CAFE AREA AND ELSEWHERE THROUGHOUT BUILDING. CONTRACTOR SHALL TAG AND LOG EACH REGISTER'S ORIGINAL INSTALLATION LOCATION AND FUNCTION. UPON DISCOVERY OF ADDITIONAL ORNAMENTAL SUPPLY/RETURN REGISTERS NOT NOTED ON PLANS, CONTRACTOR SHALL CONTACT ARCHITECT/ENGINEER FOR DIRECTION.

KEYNOTES

1	LOCATION OF PIPING COVERED WITH ASBESTOS INSULATION INDICATED BY HAZARDOUS MATERIALS REPORT, TYPICAL. PIPING AND INSULATION TO BE REMOVED BY OWNER.
2	DUCT MAINS FROM AIR HANDLERS IN ATTIC DOWN TO BASEMENT LEVEL TO REMAIN.
3	DUCTWORK UP TO ATTIC LEVEL TO BE REMOVED BY OWNER.
4	PIPE RISERS FROM BASEMENT UP TO ATTIC TO REMAIN.
5	EXISTING STEAM RADIATOR. SUPPLY AND RETURN PIPING UP FROM BELOW. REMOVE AND REINSTALL AS NECESSARY TO SALVAGE HISTORIC WOOD PANELING/TRIM.
6	REMOVE EXISTING HVAC GRILLE FROM WALL BEING DEMOLISHED.
7	NON-DUCTED RETURN GRILLES IN LAY-IN CEILINGS BEING DEMOLISHED SHALL BE REMOVED, TYP.

DEMOLITION LEGEND

- EXISTING PIPING TO REMAIN
- EXISTING PIPING TO BE REMOVED
- EXISTING DUCT/EQUIPMENT/FIXTURE TO REMAIN
- EXISTING DUCT/EQUIPMENT/FIXTURE TO BE REMOVED

NOTES:
1. REMOVE AND SALVAGE ITEMS AS NOTED ON PLANS.
2. ALL DUCTWORK DEMOLOTION TO BE PERFORMED BY OWNER.

KEY MAP

A | B | C

CRSA
ARCHITECTURE · PLANNING · INTERIORS
649 E SOUTH TEMPLE
SALT LAKE CITY, UT 84102
801.355.5915 · www.crsa-us.com

ARCHITECT
CRSA — C/O ZACH HESLOP
175 S. MAIN ST., STE. 300 — zheslop@crsa-us.com
SALT LAKE CITY, UT 84111 — (801)746-4974

STRUCTURAL ENGINEER
REAVELEY ENGINEERS + ASSOC. — C/O JEROD JOHNSON
675 EAST 500 SOUTH, SUITE 400 — jjohnson@reaveley.com
SALT LAKE CITY, UT 84102 — (801) 486-3883

MECHANICAL ENGINEER
COLVIN ENGINEERING ASSOC. — C/O ALLEN EVANS
505 E. SOUTH TEMPLE — aevans@cea-ut.com
SALT LAKE CITY, UT 84102 — (801) 322-2400

ELECTRICAL ENGINEER
SPECTRUM ENGINEERING — C/O MICHAEL FACKRELL
324 STATE ST. STE. 400 — michael.fackrell@speceng.com
SALT LAKE CITY, UT 84102 — (801) 328-5151

CM/GC
GRAMOLL CONSTRUCTION — C/O JIM GRAMOLL
155 S 750 W — jim.gramoll@gramoll.com
NORTH SALT LAKE, UT 84054 — (801) 295-2341

RIO GRANDE DEPOT SEISMIC UPGRADE

300 SOUTH RIO GRANDE STREET
SALT LAKE CITY, UT 84101

DFCM PROJECT #20229080

STAMP

STEPHEN C. TENNEY — 187524 — STATE OF UTAH — LICENSED ARCHITECT

ISSUE TYPE:		DATE:
BP-01		October 3, 2022
1	ADD 01	October 19, 2022
2	ADD 02	October 27, 2022

PROJECT NUMBER:	21-031
DRAWN BY:	EHW
CHECKED BY:	ARE

PHASE 1 UPPER LEVEL MECHANICAL DEMO PLAN AREA B

1.MD102B

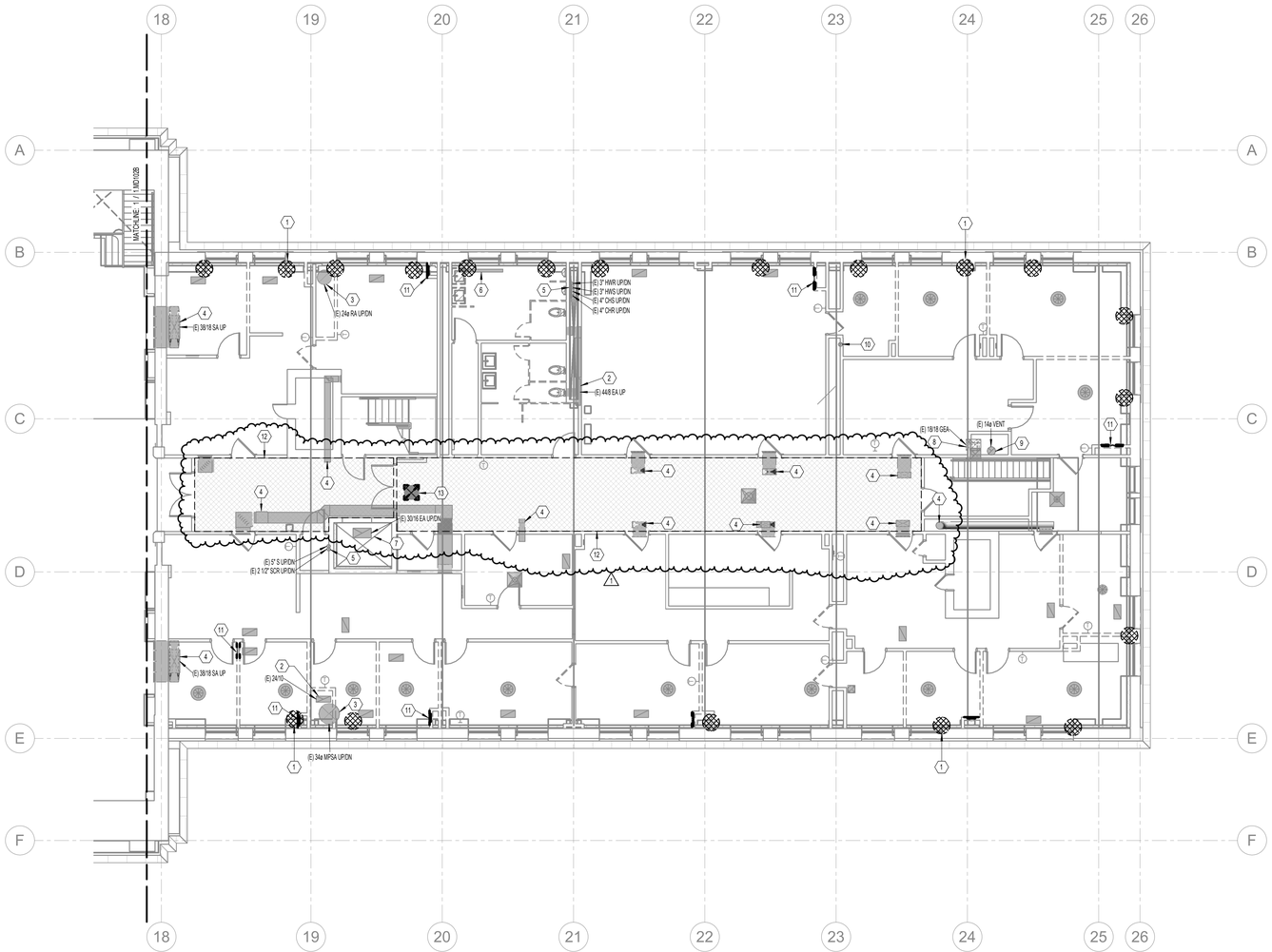

1 PHASE 1 UPPER LEVEL MECHANICAL DEMO PLAN AREA C

SCALE: 1/8" = 1'-0"

GENERAL NOTES

A. EXISTING DRAWINGS ARE BASED ON CASUAL (NON-INTRUSIVE) FIELD OBSERVATIONS AND PREVIOUS PROJECT RECORD DOCUMENTS. UPON DISCOVERY OF CONDITIONS NOT SHOWN OR IN CONFLICT WITH THESE DRAWINGS THAT AFFECT PROJECT BUDGET AND/OR SCHEDULE, CONTRACTOR SHALL IMMEDIATELY REPORT SUCH CONDITIONS TO THE ARCHITECT/ENGINEER IN WRITING FOR DIRECTION ON HOW TO PROCEED.

B. ITEMS SHOWN DARK AND DASHED SHALL BE DEMOLISHED.

C. ITEMS SHOWN LIGHT AND SHADED SHALL REMAIN.

D. THE BUILDING DOES CONTAIN ASBESTOS AND LEAD BASED PAINT IN VARIOUS BUILDING MATERIALS. ITEMS THAT CONTAIN ASBESTOS AND LEAD BASED PAINT ARE NOT TO BE REMOVED OR OTHERWISE DISTURBED. FOR FURTHER INFORMATION PLEASE CONTACT OWNER'S REPRESENTATIVE R & R ENVIRONMENTAL INC. AT 801-352-2380.

E. HAZARDOUS MATERIAL ABATEMENT TO BE COMPLETED BY OWNER. HAZARDOUS MATERIAL INVENTORY REPORT IS AVAILABLE FOR REFERENCE FROM THE OWNER. CONTRACTOR SHALL NOTIFY OWNER IMMEDIATELY IF SUSPECTED HAZARDOUS MATERIALS ARE ENCOUNTERED AND HAZARDOUS MATERIALS SHALL BE ABATED BY OWNER'S REPRESENTATIVE BEFORE PROCEEDING WITH SELECTIVE DEMOLITION.

F. BUILDING HVAC HEATING SYSTEM SHALL BE KEPT OPERATIONAL DURING DEMOLITION AND ABATEMENT TO MAINTAIN BUILDING HEAT AND PROVIDE FREEZE PROTECTION. CONTRACTOR SHALL PROVIDE ADDITIONAL TEMPORARY/SUPPLEMENTAL HEATING AS NECESSARY TO MAINTAIN INDOOR TEMPERATURES IN ACCORDANCE WITH DFCM STANDARDS.

G. PER THE HAZARDOUS MATERIALS REPORT, GRAY & GREEN DUCT SEALANT ON SITE IS HAZARDOUS AND MUST BE ABATED. GENERALLY, THE HAZARDOUS DUCT SEALANT WAS OBSERVED ON ROUND AND FLAT OVAL DUCTWORK. ALL DUCTWORK DEMOLITION TO BE PERFORMED BY ABATEMENT CONTRACTOR.

H. WHERE DUCTWORK WITH HAZARDOUS DUCT SEALANT PENETRATES A WALL SHOWN TO BE DEMOLISHED IN PHASE 01, LEAVE MIN. 2'-0" UNDISTURBED MATERIAL AROUND DUCTWORK TO MINIMIZE RISK OF A HAZARDOUS MATERIAL SPILL.

I. WHERE NOTED ON PLANS, CONTRACTOR SHALL SALVAGE EXISTING ORNAMENTAL HVAC SUPPLY/RETURN REGISTERS LOCATED IN CAFE AREA AND ELSEWHERE THROUGHOUT BUILDING. CONTRACTOR SHALL TAG AND LOG EACH REGISTER'S ORIGINAL INSTALLATION LOCATION AND FUNCTION. UPON DISCOVERY OF ADDITIONAL ORNAMENTAL SUPPLY/RETURN REGISTERS NOT NOTED ON PLANS, CONTRACTOR SHALL CONTACT ARCHITECT/ENGINEER FOR DIRECTION.

KEYNOTES

1	LOCATION OF PIPING COVERED WITH ASBESTOS INSULATION INDICATED BY HAZARDOUS MATERIALS REPORT, TYPICAL. PIPING AND INSULATION TO BE REMOVED BY OWNER.
2	GENERAL EXHAUST DUCT UP TO EXHAUST FAN ON ROOF TO REMAIN.
3	DUCT MAINS FROM AIR HANDLERS IN ATTIC DOWN TO BASEMENT LEVEL TO REMAIN.
4	DUCTWORK UP TO ATTIC LEVEL TO BE REMOVED BY OWNER.
5	PIPE RISERS FROM BASEMENT UP TO ATTIC TO REMAIN.
6	EXISTING HOT WATER FIN TUBE HEATER. SUPPLY AND RETURN PIPING UP FROM BELOW. REMOVE AND REINSTALL AS NECESSARY TO SALVAGE HISTORIC WOOD PANELING/TRIM.
7	EXISTING EXHAUST/RELIEF DUCTWORK FROM ELEVATOR SHAFT UP THROUGH ROOF TO REMAIN.
8	EXISTING KITCHEN HOOD EXHAUST DUCTWORK UP TO EXHAUST FAN IN ATTIC TO REMAIN.
9	EXISTING BOILER FLUE UP THROUGH ROOF TO REMAIN.
10	EXISTING WATER HEATER FLUE VENT FROM BASEMENT UP THROUGH ROOF TO REMAIN.
11	REMOVE EXISTING HVAC GRILLE FROM WALL BEING DEMOLISHED.
12	HATCHED AREA INDICATES CEILINGS IN THIS AREA TO BE REMOVED, SEE 1.AD112 SHEETS.
13	NON-DUCTED RETURN GRILLES IN LAY-IN CEILINGS BEING DEMOLISHED SHALL BE REMOVED, TYP.

DEMOLITION LEGEND

- EXISTING PIPING TO REMAIN
- EXISTING PIPING TO BE REMOVED
- EXISTING DUCT/EQUIPMENT/FIXTURE TO REMAIN
- EXISTING DUCT/EQUIPMENT/FIXTURE TO BE REMOVED

NOTES:
1. REMOVE AND SALVAGE ITEMS AS NOTED ON PLANS.
2. ALL DUCTWORK DEMOLOTION TO BE PERFORMED BY OWNER.

KEY MAP



CRSA
ARCHITECTURE · PLANNING · INTERIORS
649 E SOUTH TEMPLE
SALT LAKE CITY, UT 84102
801.355.5915 · www.crsa-us.com

ARCHITECT		
CRSA	C/O ZACH HESLOP	
175 S. MAIN ST., STE. 300	zheslop@crsa-us.com	
SALT LAKE CITY, UT 84111	(801)746-4974	
STRUCTURAL ENGINEER		
REAVELEY ENGINEERS + ASSOC.	C/O JEROD JOHNSON	
675 EAST 500 SOUTH, SUITE 400	jjohnson@reaveley.com	
SALT LAKE CITY, UT 84102	(801) 486-3883	
MECHANICAL ENGINEER		
COLVIN ENGINEERING ASSOC.	C/O ALLEN EVANS	
505 E. SOUTH TEMPLE	aevans@coea-ut.com	
SALT LAKE CITY, UT 84102	(801) 322-2400	
ELECTRICAL ENGINEER		
SPECTRUM ENGINEERING	C/O MICHAEL FACKRELL	
324 STATE ST. STE. 400	michael.fackrell@speceng.com	
SALT LAKE CITY, UT 84102	(801) 328-5151	
CM/GC		
GRAMOLL CONSTRUCTION	C/O JIM GRAMOLL	
155 S 750 W	jim.gramoll@gramoll.com	
NORTH SALT LAKE, UT 84054	(801) 295-2341	

RIO GRANDE DEPOT SEISMIC UPGRADE

300 SOUTH RIO GRANDE STREET
SALT LAKE CITY, UT 84101

DFCM PROJECT #20229080

STAMP

ISSUE TYPE:	DATE:
BP-01	October 3, 2022
1 ADD 01	October 19, 2022
2 ADD 02	October 27, 2022

PROJECT NUMBER:	21-031
DRAWN BY:	EHW
CHECKED BY:	ARE

PHASE 1 UPPER LEVEL MECHANICAL DEMO PLAN AREA C

1.MD102C

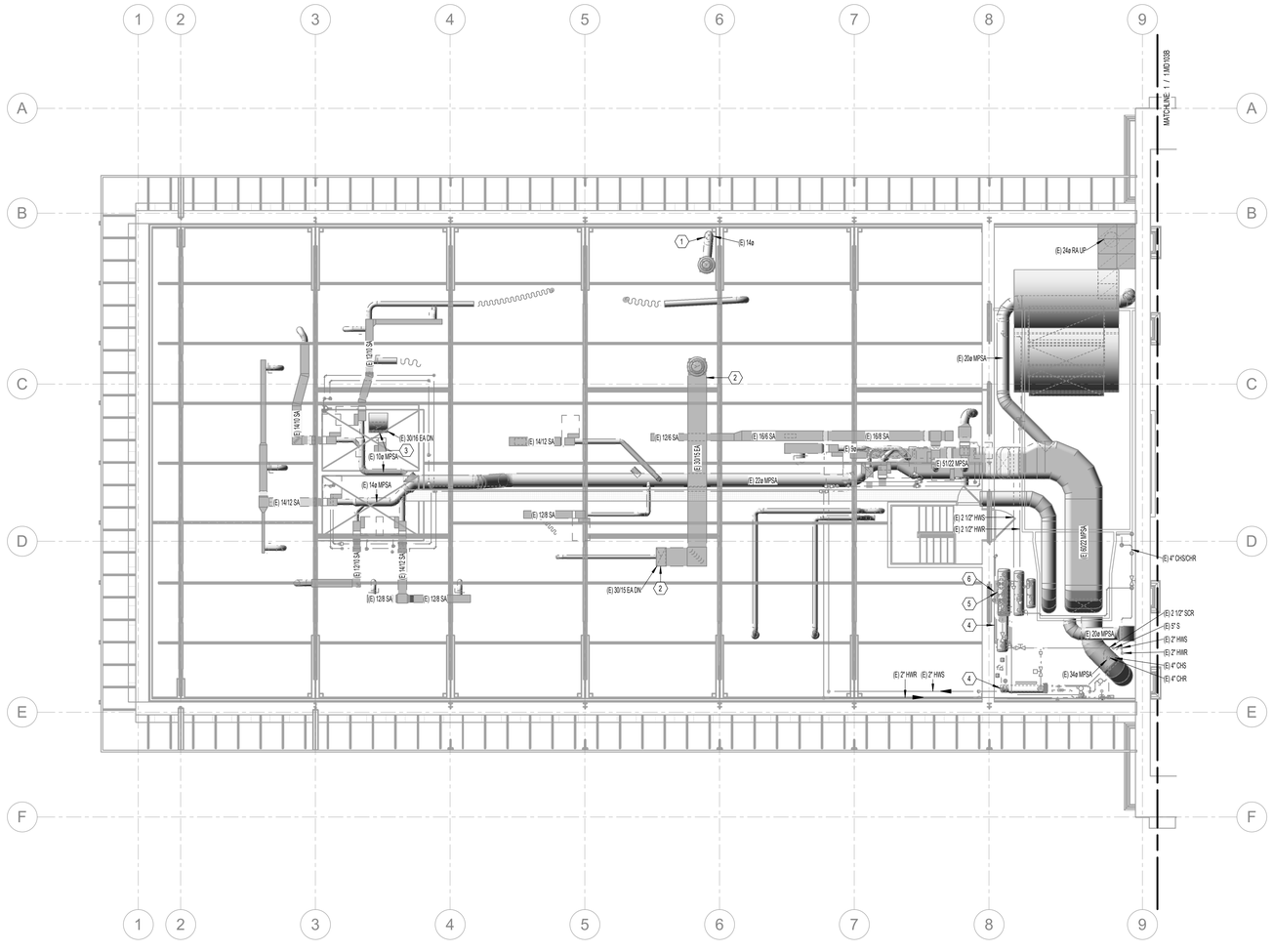

1 PHASE 1 ATTIC MECHANICAL DEMO PLAN AREA A

SCALE: 1/8" = 1'-0"

0' 4' 8' 16'

GENERAL NOTES

A. EXISTING DRAWINGS ARE BASED ON CASUAL (NON-INTRUSIVE) FIELD OBSERVATIONS AND PREVIOUS PROJECT RECORD DOCUMENTS. UPON DISCOVERY OF CONDITIONS NOT SHOWN OR IN CONFLICT WITH THESE DRAWINGS THAT AFFECT PROJECT BUDGET AND/OR SCHEDULE, CONTRACTOR SHALL IMMEDIATELY REPORT SUCH CONDITIONS TO THE ARCHITECT/ENGINEER IN WRITING FOR DIRECTION ON HOW TO PROCEED.

B. ITEMS SHOWN DARK AND DASHED SHALL BE DEMOLISHED.

C. ITEMS SHOWN LIGHT AND SHADED SHALL REMAIN.

D. THE BUILDING DOES CONTAIN ASBESTOS AND LEAD BASED PAINT IN VARIOUS BUILDING MATERIALS. ITEMS THAT CONTAIN ASBESTOS AND LEAD BASED PAINT ARE NOT TO BE REMOVED OR OTHERWISE DISTURBED. FOR FURTHER INFORMATION PLEASE CONTACT OWNER'S REPRESENTATIVE R & R ENVIRONMENTAL INC. AT 801-352-2380.

E. HAZARDOUS MATERIAL ABATEMENT TO BE COMPLETED BY OWNER. HAZARDOUS MATERIAL INVENTORY REPORT IS AVAILABLE FOR REFERENCE FROM THE OWNER. CONTRACTOR SHALL NOTIFY OWNER IMMEDIATELY IF SUSPECTED HAZARDOUS MATERIALS ARE ENCOUNTERED AND HAZARDOUS MATERIALS SHALL BE ABATED BY OWNER'S REPRESENTATIVE BEFORE PROCEEDING WITH SELECTIVE DEMOLITION.

F. BUILDING HVAC HEATING SYSTEM SHALL BE KEPT OPERATIONAL DURING DEMOLITION AND ABATEMENT TO MAINTAIN BUILDING HEAT AND PROVIDE FREEZE PROTECTION. CONTRACTOR SHALL PROVIDE ADDITIONAL TEMPORARY/SUPPLEMENTAL HEATING AS NECESSARY TO MAINTAIN INDOOR TEMPERATURES IN ACCORDANCE WITH DFCM STANDARDS.

G. PER THE HAZARDOUS MATERIALS REPORT, GRAY & GREEN DUCT SEALANT ON SITE IS HAZARDOUS AND MUST BE ABATED. GENERALLY, THE HAZARDOUS DUCT SEALANT WAS OBSERVED ON ROUND AND FLAT OVAL DUCTWORK. ALL DUCTWORK DEMOLITION TO BE PERFORMED BY ABATEMENT CONTRACTOR.

H. WHERE DUCTWORK WITH HAZARDOUS DUCT SEALANT PENETRATES A WALL SHOWN TO BE DEMOLISHED IN PHASE 01, LEAVE MIN. 2'-0" UNDISTURBED MATERIAL AROUND DUCTWORK TO MINIMIZE RISK OF A HAZARDOUS MATERIAL SPILL.

I. WHERE NOTED ON PLANS, CONTRACTOR SHALL SALVAGE EXISTING ORNAMENTAL HVAC SUPPLY/RETURN REGISTERS LOCATED IN CAFE AREA AND ELSEWHERE THROUGHOUT BUILDING. CONTRACTOR SHALL TAG AND LOG EACH REGISTER'S ORIGINAL INSTALLATION LOCATION AND FUNCTION. UPON DISCOVERY OF ADDITIONAL ORNAMENTAL SUPPLY/RETURN REGISTERS NOT NOTED ON PLANS, CONTRACTOR SHALL CONTACT ARCHITECT/ENGINEER FOR DIRECTION.

KEYNOTES

1	FUME HOOD EXHAUST DUCT FROM BASEMENT LEVEL UP TO EXHAUST FAN ON ROOF. FUME HOOD AND ASSOCIATED DUCTWORK TO BE REMOVED BY OWNER.
2	GENERAL EXHAUST DUCT UP TO EXHAUST FAN ON ROOF TO REMAIN.
3	EXISTING EXHAUST/RELIEF DUCTWORK FROM ELEVATOR SHAFT UP THROUGH ROOF TO REMAIN.
4	EXISTING HEAT EXCHANGER TO REMAIN WHILE STEAM HEATING SYSTEM IS IN USE.
5	EXISTING EXPANSION TANK(S) TO REMAIN.
6	EXISTING HOT WATER PUMP TO REMAIN.

DEMOLITION LEGEND

- EXISTING PIPING TO REMAIN
- EXISTING PIPING TO BE REMOVED
- EXISTING DUCT/EQUIPMENT/FIXTURE TO REMAIN
- EXISTING DUCT/EQUIPMENT/FIXTURE TO BE REMOVED

NOTES:
1. REMOVE AND SALVAGE ITEMS AS NOTED ON PLANS.
2. ALL DUCTWORK DEMOLOTION TO BE PERFORMED BY OWNER.

KEY MAP

A | B | C

CRSA

ARCHITECTURE · PLANNING · INTERIORS

649 E SOUTH TEMPLE
SALT LAKE CITY, UT 84102
801.355.5915 · www.crsa-us.com

ARCHITECT
CRSA — C/O ZACH HESLOP
175 S. MAIN ST., STE. 300 — zheslop@crsa-us.com
SALT LAKE CITY, UT 84111 — (801)746-4974

STRUCTURAL ENGINEER
REAVELEY ENGINEERS + ASSOC. — C/O JEROD JOHNSON
675 EAST 500 SOUTH, SUITE 400 — jjohnson@reaveley.com
SALT LAKE CITY, UT 84102 — (801) 486-3883

MECHANICAL ENGINEER
COLVIN ENGINEERING ASSOC. — C/O ALLEN EVANS
505 E. SOUTH TEMPLE — aevans@cea-ut.com
SALT LAKE CITY, UT 84102 — (801) 322-2400

ELECTRICAL ENGINEER
SPECTRUM ENGINEERING — C/O MICHAEL FACKRELL
324 STATE ST. STE. 400 — michael.fackrell@speceng.com
SALT LAKE CITY, UT 84102 — (801) 328-5151

CM/GC
GRAMOLL CONSTRUCTION — C/O JIM GRAMOLL
155 S 750 W — jim.gramoll@gramoll.com
NORTH SALT LAKE, UT 84054 — (801) 295-2341

RIO GRANDE DEPOT SEISMIC UPGRADE

300 SOUTH RIO GRANDE STREET
SALT LAKE CITY, UT 84101

DFCM PROJECT #20229080

STAMP

ISSUE TYPE:		DATE:
BP-01		October 3, 2022
1	ADD 01	October 19, 2022
2	ADD 02	October 27, 2022

PROJECT NUMBER:	21-031
DRAWN BY:	EHW
CHECKED BY:	ARE

PHASE 1 ATTIC MECHANICAL DEMO PLAN AREA A

1.MD103A

2022-10-27 P:\Projects\Rio Grande Depot\Drawings\Revit\Rio Grande Depot_R22.0.0_Central_Phase1.rvt

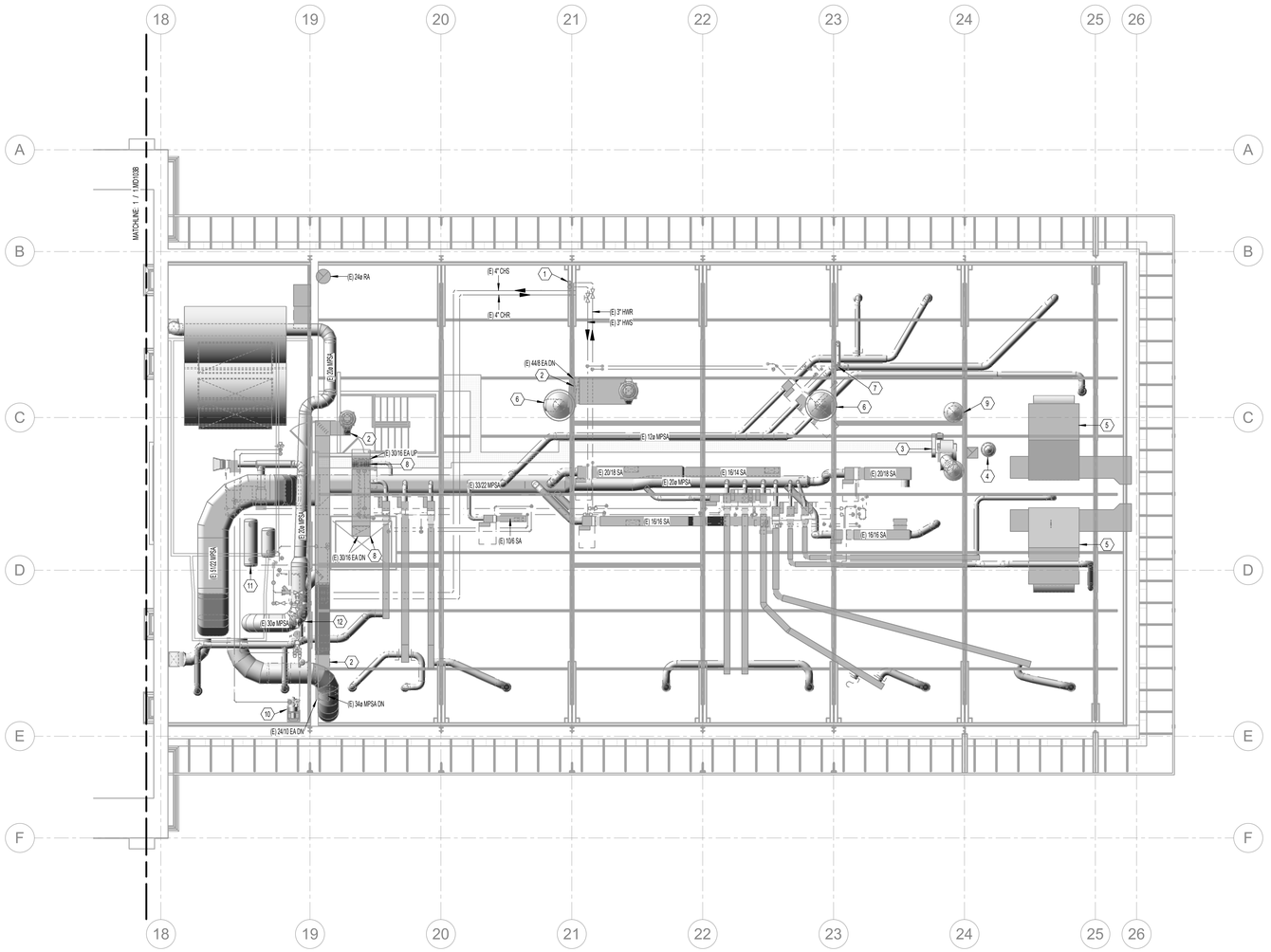

1 PHASE 1 ATTIC MECHANICAL DEMO PLAN AREA C

SCALE: 1/8" = 1'-0"

GENERAL NOTES

A. EXISTING DRAWINGS ARE BASED ON CASUAL (NON-INTRUSIVE) FIELD OBSERVATIONS AND PREVIOUS PROJECT RECORD DOCUMENTS. UPON DISCOVERY OF CONDITIONS NOT SHOWN OR IN CONFLICT WITH THESE DRAWINGS THAT AFFECT PROJECT BUDGET AND/OR SCHEDULE, CONTRACTOR SHALL IMMEDIATELY REPORT SUCH CONDITIONS TO THE ARCHITECT/ENGINEER IN WRITING FOR DIRECTION ON HOW TO PROCEED.

B. ITEMS SHOWN DARK AND DASHED SHALL BE DEMOLISHED.

C. ITEMS SHOWN LIGHT AND SHADED SHALL REMAIN.

D. THE BUILDING DOES CONTAIN ASBESTOS AND LEAD BASED PAINT IN VARIOUS BUILDING MATERIALS. ITEMS THAT CONTAIN ASBESTOS AND LEAD BASED PAINT ARE NOT TO BE REMOVED OR OTHERWISE DISTURBED. FOR FURTHER INFORMATION PLEASE CONTACT OWNER'S REPRESENTATIVE R & R ENVIRONMENTAL INC. AT 801-352-2380.

E. HAZARDOUS MATERIAL ABATEMENT TO BE COMPLETED BY OWNER. HAZARDOUS MATERIAL INVENTORY REPORT IS AVAILABLE FOR REFERENCE FROM THE OWNER. CONTRACTOR SHALL NOTIFY OWNER IMMEDIATELY IF SUSPECTED HAZARDOUS MATERIALS ARE ENCOUNTERED AND HAZARDOUS MATERIALS SHALL BE ABATED BY OWNER'S REPRESENTATIVE BEFORE PROCEEDING WITH SELECTIVE DEMOLITION.

F. BUILDING HVAC HEATING SYSTEM SHALL BE KEPT OPERATIONAL DURING DEMOLITION AND ABATEMENT TO MAINTAIN BUILDING HEAT AND PROVIDE FREEZE PROTECTION. CONTRACTOR SHALL PROVIDE ADDITIONAL TEMPORARY/SUPPLEMENTAL HEATING AS NECESSARY TO MAINTAIN INDOOR TEMPERATURES IN ACCORDANCE WITH DFCM STANDARDS.

G. PER THE HAZARDOUS MATERIALS REPORT, GRAY & GREEN DUCT SEALANT ON SITE IS HAZARDOUS AND MUST BE ABATED. GENERALLY, THE HAZARDOUS DUCT SEALANT WAS OBSERVED ON ROUND AND FLAT OVAL DUCTWORK. ALL DUCTWORK DEMOLITION TO BE PERFORMED BY ABATEMENT CONTRACTOR.

H. WHERE DUCTWORK WITH HAZARDOUS DUCT SEALANT PENETRATES A WALL SHOWN TO BE DEMOLISHED IN PHASE 01, LEAVE MIN. 2'-0" UNDISTURBED MATERIAL AROUND DUCTWORK TO MINIMIZE RISK OF A HAZARDOUS MATERIAL SPILL.

I. WHERE NOTED ON PLANS, CONTRACTOR SHALL SALVAGE EXISTING ORNAMENTAL HVAC SUPPLY/RETURN REGISTERS LOCATED IN CAFE AREA AND ELSEWHERE THROUGHOUT BUILDING. CONTRACTOR SHALL TAG AND LOG EACH REGISTER'S ORIGINAL INSTALLATION LOCATION AND FUNCTION. UPON DISCOVERY OF ADDITIONAL ORNAMENTAL SUPPLY/RETURN REGISTERS NOT NOTED ON PLANS, CONTRACTOR SHALL CONTACT ARCHITECT/ENGINEER FOR DIRECTION.

KEYNOTES

1	PIPE RISERS FROM BASEMENT UP TO ATTIC TO REMAIN.
2	GENERAL EXHAUST DUCT UP TO EXHAUST FAN ON ROOF TO REMAIN.
3	EXISTING KITCHEN HOOD EXHAUST FAN TO REMAIN.
4	EXISTING BOILER FLUE UP THROUGH ROOF TO REMAIN.
5	EXISTING ABANDONED AIR HANDLER TO REMAIN.
6	EXISTING ATTIC VENT ABOVE LAY-IN CEILING TO REMAIN.
7	EXISTING WATER HEATER FLUE VENT FROM BASEMENT UP THROUGH ROOF TO REMAIN.
8	EXISTING EXHAUST/RELIEF DUCTWORK FROM ELEVATOR SHAFT UP THROUGH ROOF TO REMAIN.
9	EXISTING DUCTWORK UP THROUGH ROOF TO REMAIN. VERIFY FUNCTION IN FIELD.
10	EXISTING HOT WATER PUMP TO REMAIN.
11	EXISTING EXPANSION TANK(S) TO REMAIN.
12	EXISTING HEAT EXCHANGER TO REMAIN WHILE STEAM HEATING SYSTEM IS IN USE.

DEMOLITION LEGEND

- EXISTING PIPING TO REMAIN
- EXISTING PIPING TO BE REMOVED
- EXISTING DUCT/EQUIPMENT/FIXTURE TO REMAIN
- EXISTING DUCT/EQUIPMENT/FIXTURE TO BE REMOVED

NOTES:
1. REMOVE AND SALVAGE ITEMS AS NOTED ON PLANS.
2. ALL DUCTWORK DEMOLOTION TO BE PERFORMED BY OWNER.

KEY MAP

A | B | C

CRSA

ARCHITECTURE · PLANNING · INTERIORS

649 E SOUTH TEMPLE
SALT LAKE CITY, UT 84102
801.355.5915 · www.crsa-us.com

ARCHITECT
CRSA
175 S. MAIN ST., STE. 300
SALT LAKE CITY, UT 84111
C/O ZACH HESLOP
zheslop@crsa-us.com
(801)746-4974

STRUCTURAL ENGINEER
REAVELEY ENGINEERS + ASSOC.
675 EAST 500 SOUTH, SUITE 400
SALT LAKE CITY, UT 84102
C/O JEROD JOHNSON
jjohnson@reaveley.com
(801) 486-3883

MECHANICAL ENGINEER
COLVIN ENGINEERING ASSOC.
505 E. SOUTH TEMPLE
SALT LAKE CITY, UT 84102
C/O ALLEN EVANS
aevans@cea-ut.com
(801) 322-2400

ELECTRICAL ENGINEER
SPECTRUM ENGINEERING
324 STATE ST. STE. 400
SALT LAKE CITY, UT 84102
C/O MICHAEL FACKRELL
michael.fackrell@speceng.com
(801) 328-5151

CM/GC
GRAMOLL CONSTRUCTION
155 S 750 W
NORTH SALT LAKE, UT 84054
C/O JIM GRAMOLL
jim.gramoll@gramoll.com
(801) 295-2341

RIO GRANDE DEPOT SEISMIC UPGRADE

300 SOUTH RIO GRANDE STREET
SALT LAKE CITY, UT 84101

DFCM PROJECT #20229080

STAMP

ISSUE TYPE:	DATE:
BP-01	October 3, 2022
1 ADD 01	October 19, 2022
2 ADD 02	October 27, 2022

PROJECT NUMBER:	21-031
DRAWN BY:	EHW
CHECKED BY:	ARE

PHASE 1 ATTIC MECHANICAL DEMO PLAN AREA C

1.MD103C

Plotted: 10/27/2022 10:36:19 AM

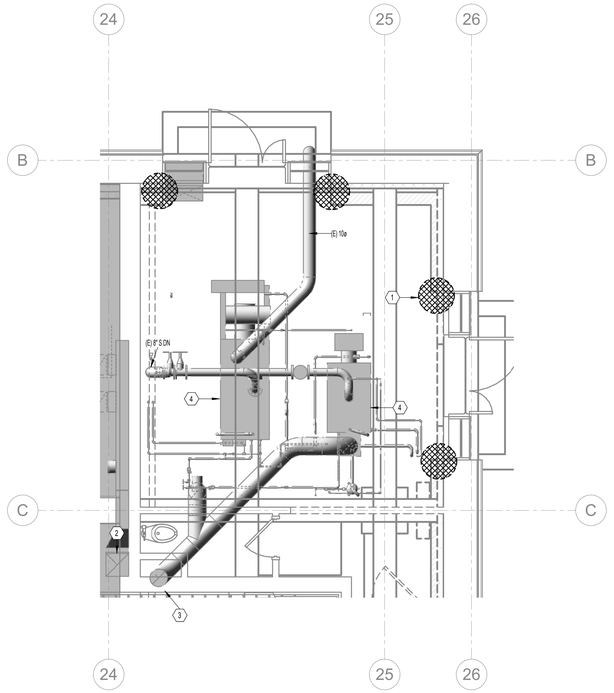

PHASE 1 ENLARGED MECHANICAL DEMO PLAN - MAIN LEVEL MECHANICAL ROOM

2 SCALE: 1/4" = 1'-0"

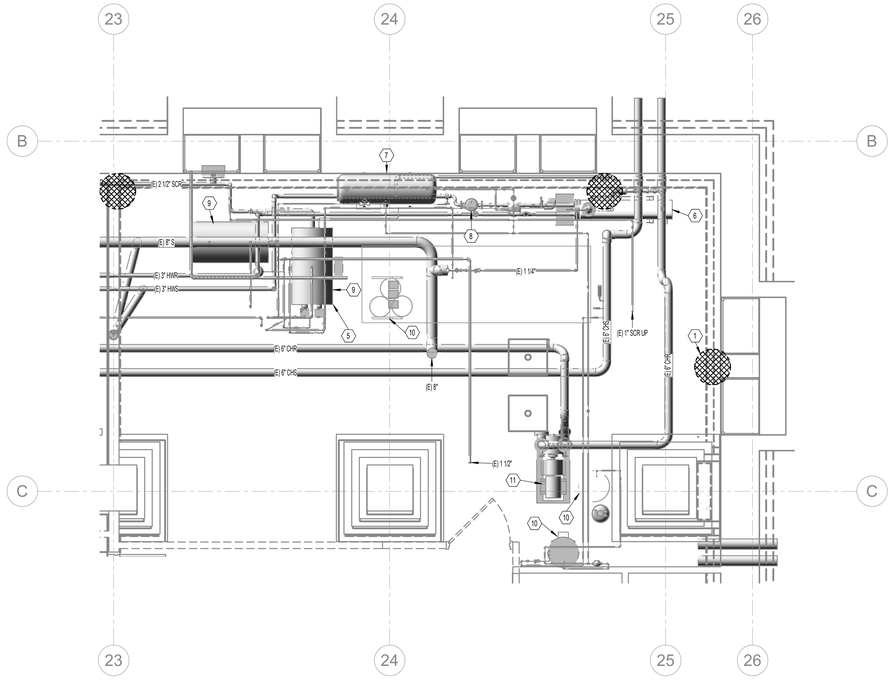

PHASE 1 ENLARGED MECHANICAL DEMO PLAN - BASEMENT MECHANICAL ROOM

1 SCALE: 1/4" = 1'-0"

GENERAL NOTES

A. EXISTING DRAWINGS ARE BASED ON CASUAL (NON-INTRUSIVE) FIELD OBSERVATIONS AND PREVIOUS PROJECT RECORD DOCUMENTS. UPON DISCOVERY OF CONDITIONS NOT SHOWN OR IN CONFLICT WITH THESE DRAWINGS THAT AFFECT PROJECT BUDGET AND/OR SCHEDULE, CONTRACTOR SHALL IMMEDIATELY REPORT SUCH CONDITIONS TO THE ARCHITECT/ENGINEER IN WRITING FOR DIRECTION ON HOW TO PROCEED.

B. ITEMS SHOWN DARK AND DASHED SHALL BE DEMOLISHED.

C. ITEMS SHOWN LIGHT AND SHADED SHALL REMAIN.

D. THE BUILDING DOES CONTAIN ASBESTOS AND LEAD BASED PAINT IN VARIOUS BUILDING MATERIALS. ITEMS THAT CONTAIN ASBESTOS AND LEAD BASED PAINT ARE NOT TO BE REMOVED OR OTHERWISE DISTURBED. FOR FURTHER INFORMATION PLEASE CONTACT OWNER'S REPRESENTATIVE R & R ENVIRONMENTAL INC. AT 801-352-2380.

E. HAZARDOUS MATERIAL ABATEMENT TO BE COMPLETED BY OWNER. HAZARDOUS MATERIAL INVENTORY REPORT IS AVAILABLE FOR REFERENCE FROM THE OWNER. CONTRACTOR SHALL NOTIFY OWNER IMMEDIATELY IF SUSPECTED HAZARDOUS MATERIALS ARE ENCOUNTERED AND HAZARDOUS MATERIALS SHALL BE ABATED BY OWNER'S REPRESENTATIVE BEFORE PROCEEDING WITH SELECTIVE DEMOLITION.

F. BUILDING HVAC HEATING SYSTEM SHALL BE KEPT OPERATIONAL DURING DEMOLITION AND ABATEMENT TO MAINTAIN BUILDING HEAT AND PROVIDE FREEZE PROTECTION. CONTRACTOR SHALL PROVIDE ADDITIONAL TEMPORARY/SUPPLEMENTAL HEATING AS NECESSARY TO MAINTAIN INDOOR TEMPERATURES IN ACCORDANCE WITH DFCM STANDARDS.

G. PER THE HAZARDOUS MATERIALS REPORT, GRAY & GREEN DUCT SEALANT ON SITE IS HAZARDOUS AND MUST BE ABATED. GENERALLY, THE HAZARDOUS DUCT SEALANT WAS OBSERVED ON ROUND AND FLAT OVAL DUCTWORK. ALL DUCTWORK DEMOLITION TO BE PERFORMED BY ABATEMENT CONTRACTOR.

H. WHERE DUCTWORK WITH HAZARDOUS DUCT SEALANT PENETRATES A WALL SHOWN TO BE DEMOLISHED IN PHASE 01, LEAVE MIN. 2'-0" UNDISTURBED MATERIAL AROUND DUCTWORK TO MINIMIZE RISK OF A HAZARDOUS MATERIAL SPILL.

I. WHERE NOTED ON PLANS, CONTRACTOR SHALL SALVAGE EXISTING ORNAMENTAL HVAC SUPPLY/RETURN REGISTERS LOCATED IN CAFE AREA AND ELSEWHERE THROUGHOUT BUILDING. CONTRACTOR SHALL TAG AND LOG EACH REGISTER'S ORIGINAL INSTALLATION LOCATION AND FUNCTION. UPON DISCOVERY OF ADDITIONAL ORNAMENTAL SUPPLY/RETURN REGISTERS NOT NOTED ON PLANS, CONTRACTOR SHALL CONTACT ARCHITECT/ENGINEER FOR DIRECTION.

KEYNOTES

1	LOCATION OF PIPING COVERED WITH ASBESTOS INSULATION INDICATED BY HAZARDOUS MATERIALS REPORT, TYPICAL. PIPING AND INSULATION TO BE REMOVED BY OWNER.
2	EXISTING KITCHEN HOOD EXHAUST DUCTWORK UP TO EXHAUST FAN IN ATTIC TO REMAIN.
3	EXISTING BOILER FLUE UP THROUGH ROOF TO REMAIN.
4	EXISTING STEAM BOILER. MAINTAIN OPERATIONAL THROUGHOUT PHASE 01 DEMOLITION. ABATEMENT CONTRACTOR SHALL SCHEDULE THEIR WORK TO MAINTAIN OPERATIONAL DURING WINTER.
5	MAINTAIN STEAM EQUIPMENT OPERATION THROUGHOUT PHASE 01 DEMOLITION. ABATEMENT CONTRACTOR SHALL SCHEDULE THEIR WORK TO MAINTAIN OPERATIONAL DURING WINTER.
6	EXISTING HEAT EXCHANGER TO REMAIN WHILE STEAM HEATING SYSTEM IS IN USE.
7	EXISTING EXPANSION TANK(S) TO REMAIN.
8	EXISTING HOT WATER PUMP TO REMAIN.
9	EXISTING STEAM CONDENSATE TANK TO REMAIN WHILE STEAM HEATING SYSTEM IS IN USE.
10	EXISTING CHEMICAL TREATMENT EQUIPMENT TO REMAIN.
11	EXISTING CHILLED WATER PUMP TO REMAIN.

DEMOLITION LEGEND

- EXISTING PIPING TO REMAIN
- EXISTING PIPING TO BE REMOVED
- EXISTING DUCT/EQUIPMENT/FIXTURE TO REMAIN
- EXISTING DUCT/EQUIPMENT/FIXTURE TO BE REMOVED

NOTES:
1. REMOVE AND SALVAGE ITEMS AS NOTED ON PLANS.
2. ALL DUCTWORK DEMOLOTION TO BE PERFORMED BY OWNER.

KEY MAP



CRSA
ARCHITECTURE · PLANNING · INTERIORS
649 E SOUTH TEMPLE
SALT LAKE CITY, UT 84102
801.355.5915 · www.crsa-us.com

ARCHITECT
CRSA
175 S. MAIN ST., STE. 300
SALT LAKE CITY, UT 84111
C/O ZACH HESLOP
zheslop@crsa-us.com
(801)746-4974

STRUCTURAL ENGINEER
REAVELEY ENGINEERS + ASSOC.
675 EAST 500 SOUTH, SUITE 400
SALT LAKE CITY, UT 84102
C/O JEROD JOHNSON
jjohnson@reaveley.com
(801) 486-3883

MECHANICAL ENGINEER
COLVIN ENGINEERING ASSOC.
505 E. SOUTH TEMPLE
SALT LAKE CITY, UT 84102
C/O ALLEN EVANS
aevans@cea-ut.com
(801) 322-2400

ELECTRICAL ENGINEER
SPECTRUM ENGINEERING
324 STATE ST. STE. 400
SALT LAKE CITY, UT 84102
C/O MICHAEL FACKRELL
michael.fackrell@speceng.com
(801) 328-5151

CM/GC
GRAMOLL CONSTRUCTION
155 S 750 W
NORTH SALT LAKE, UT 84054
C/O JIM GRAMOLL
jim.gramoll@gramoll.com
(801) 295-2341

RIO GRANDE DEPOT SEISMIC UPGRADE

300 SOUTH RIO GRANDE STREET
SALT LAKE CITY, UT 84101

DFCM PROJECT #20229080

STAMP

ISSUE TYPE:		DATE:
BP-01		October 3, 2022
1	ADD 01	October 19, 2022
2	ADD 02	October 27, 2022

PROJECT NUMBER:	21-031
DRAWN BY:	Author
CHECKED BY:	Checker

PHASE 1 ENLARGED MECHANICAL DEMO PLANS

1.MD401

2022 CRSA, All Rights Reserved. Plans & Specifications, Copyright and Other Property Rights Notice
Apr 28 2022 - 08:46:56
C:\Users\zheslop\Documents\21-031_RIO GRANDE DEPOT_zheslop.rvt

FIRE LEGEND

NOTE: NOT ALL SYMBOLS WILL BE USED ON SHEETS.

FIRE DEPT. HORN & LIGHT	
FIRE HOSE CABINET	
FIRE SERVICE	X" F
YARD HYDRANT	
FLOOR DRAIN	
FLOOR OR GRADE CLEANOUT	
FLOOR SINK	
GRADE CLEANOUT W/ CONCRETE PAD	
HOSE BIBB OR SILLCOCK	
MANHOLE	
POST TYPE FDC CONNECTION	
REDUCED PRESSURE BACKFLOW PREVENTOR	RPBP
VENT THROUGH THE ROOF	
WALL CLEANOUT	
WALL TYPE FDC CONNECTION	
EXPANSION JOINT	
FLEXIBLE PIPE CONNECTION	
HEAT TRACING	
AQUASTAT	
IN-LINE PUMP	
PRESSURE GAUGE W/ PRESSURE COCK	
STRAINER	
TEMPERATURE & PRESSURE TEST PLUG	
TEMPERATURE SENSING WELL	
THERMOMETER	
VENTURI FLOW METER	
ELBOW DOWN	
ELBOW UP	
PIPE CAP	
REDUCER	
TEE DOWN	
UNION	
CONDENSATE DRAIN	X" D
DOMESTIC COLD WATER	X" DCW
DOMESTIC HOT WATER	X" DHW
DOMESTIC HOT WATER RECIRC.	X" DHWR
GREASE WASTE ABOVE GRADE	X" GW
GREASE WASTE BELOW GRADE	X" GW
OVERFLOW DRAIN	X" OD
ROOF DRAIN	X" RD
SANITARY (PLBG) VENT	X" V
SANITARY WASTE ABOVE GRADE	X" W
SANITARY WASTE BELOW GRADE	X" W
COMPRESSED AIR	X" CA
TEMPERED WATER	X" T
ARGON	X" AR
DEIONIZED WATER RETURN	X" DIR

DEIONIZED WATER SUPPLY	X" DI
FUEL OIL RETURN	X" FOR
FUEL OIL SUPPLY	X" FOS
HELIUM	X" HE
HOT GAS	X" HG
HOT GAS BYPASS	X" HGBP
HYDROGEN	X" H
INDUSTRIAL WATER (NON-POTABLE)	X" IW
MEDICAL AIR	X" MA
NATURAL GAS	X" G
NITROGEN	X" N
NITROUS OXIDE	X" N2O
OXYGEN	X" O2
PROPANE	X" P
REVERSE OSMOSIS	X" RO
STEAM	X" S
STEAM CONDENSATE RETURN	X" SCR
VACUUM	X" VAC
WATER TREATMENT	X" WT
ACCESS PANEL	
DIRECTION OF FLOW	
FLOW SWITCH	
HUMIDISTAT OR HUMIDITY SENSOR	H
NITROGEN DIOXIDE SENSOR	N
POINT OF CONNECTION TO EXISTING	
POINT OF REMOVAL FROM EXISTING	
AUTOMATIC CONTROL VALVE (2-WAY)	
AUTOMATIC CONTROL VALVE (3-WAY)	
BALL VALVE	
BUTTERFLY VALVE	
CALIBRATED BALANCE VALVE	
CHECK (SWING OR LIFT AS REQ'D) VALVE	
CURB COCK	
GAS COCK	
GATE OS & Y PATTERN VALVE	
GATE VALVE	
MOTORIZED OPERATOR VALVE	M
P&T RELIEF VALVE	
PET COCK OR GAUGE COCK	
PLUG VALVE	
PRESSURE REDUCING VALVE	
SOLENOID VALVE	
THERMAL EXPANSION VALVE	
DETAIL TAG	DETAIL NO. / DRAWING NO.
KEYED NOTE	NOTE NO.
SECTION CUT LINE	SECTION NO. / DRAWING NO.

DEMOLITION LEGEND

	EXISTING PIPING TO REMAIN
	EXISTING PIPING TO BE REMOVED
	EXISTING DUCT/EQUIPMENT/FIXTURE TO REMAIN
	EXISTING DUCT/EQUIPMENT/FIXTURE TO BE REMOVED

NOTES:
1. REMOVE AND SALVAGE ITEMS AS NOTED ON PLANS.
2. ALL DUCTWORK DEMOLOTION TO BE PERFORMED BY OWNER.

ABBREVIATIONS

	NOTE: NOT ALL ABBREVIATIONS WILL BE USED ON SHEETS.
AD	ACCESS DOOR
AF	AIRFOIL
AFF	ABOVE FINISHED FLOOR
ALT	ALTERNATE
BI	BACKWARD INCLINE
BOD	BOTTOM OF DUCT
BOP	BOTTOM OF PIPE
BTUH	BRITISH THERMAL UNITS PER HOUR
CAP	CAPACITY
CAS	COMBUSTION AIR SUPPLY
CBV	CALIBRATED BALANCE VALVE
CFM	CUBIC FEET PER MINUTE
CV	CONSTANT VOLUME
CV	CONTROL VALVE
DB	DRY BULB
DCW	DOMESTIC COLD WATER
DF	DRINKING FOUNTAIN
DHW	DOMESTIC HOT WATER
DHWR	DOMESTIC HOT WATER RECIRC
DIA	DIAMETER
DN	DOWN
DSN	DOWN SPOUT NOZZLE
DW	DISHWASHER
E	EXISTING
EA	EACH OR EXHAUST AIR
EAT	ENTERING AIR TEMPERATURE
EFF	EFFICIENCY
ELEV	ELEVATION
ENCL	ENCLOSURE
ESP	EXTERNAL STATIC PRESSURE
ET	EXPANSION TANK
EWC	ELECTRIC WATER COOLER
EWT	ENTERING WATER TEMPERATURE
FCO	FLOOR CLEAN OUT
FD	FLOOR DRAIN
FO	FLAT OVAL
FPM	FEET PER MINUTE
FS	FLOOR SINK
FT	FEET
FV	FACE VELOCITY
GA	GAUGE
GAL	GALLON
GD	GARAGE DRAIN
GEA	GREASE EXHAUST AIR
GPM	GALLONS PER MINUTE
HP	HORSE POWER
HR	HOUR
HT	HEIGHT
IN	INCH
IN WC	INCHES OF WATER COLUMN
IN WG	INCHES OF WATER GAUGE
L	LAVATORY OR LOUVER
LAT	LEAVING AIR TEMPERATURE
LBS	POUNDS
LWT	LEAVING WATER TEMPERATURE
MAX	MAXIMUM
MBH	THOUSAND BRITISH THERMAL UNITS
MECH	MECHANICAL
MIN	MINIMUM
MPSA	MEDUIM PRESSURE SUPPLY AIR
MUA	MAKE-UP AIR
MVD	MANUAL VOLUME DAMPER
NC	NOISE CRITERIA OR NORMALLY CLOSED
NIC	NOT IN CONTRACT
NO	NUMBER
NOM	NOMINAL
NTS	NOT TO SCALE
OA	OUTSIDE AIR
OBD	OPPOSED BLADE DAMPER
OD	OVERFLOW DRAIN
OFCI	OWNER FURNISHED, CONTRACTOR INSTALLED
OFOI	OWNER FURNISHED, OWNER INSTALLED
PD	PRESSURE DROP
PG	PROPYLENE GLYCOL
POC	POINT OF CONNECTION
PRV	PRESSURE REDUCING VALVE
PSI	POUNDS PER SQUARE INCH
PSIG	POUNDS PER SQUARE INCH GAUGE
RA	RETURN AIR
RAD	RADIUS
RD	ROOF DRAIN
RLF	RELIEF AIR
RPBP	REDUCED PRESSURE BACKFLOW PREVENTOR
SA	SUPPLY AIR OR SHOCK ARRESTOR
SEN	SENSIBLE
SF	SQUARE FEET
SIM	SIMILAR
SL	SEA LEVEL
SP	STATIC PRESSURE
SS	SERVICE SINK OR STAINLESS STEEL
TA	TRANSFER AIR
TOD	TOP OF DUCT
TSP	TOTAL STATIC PRESSURE
TYP.	TYPICAL
U	URINAL
V	VENT
VAV	VARIABLE AIR VOLUME
VD	VOLUME DAMPER
VENT	FLUE VENT
VFD	VARIABLE FREQUENCY DRIVE
VOL	VOLUME
VTR	VENT THROUGH THE ROOF
W	WASTE
W/	WITH
W/O	WITHOUT
WB	WET BULB
WC	WATER CLOSET
WCO	WALL CLEANOUT
WHA	WATER HAMMER ARRESTOR
WPD	WATER PRESSURE DROP
WT	WEIGHT
Ø	ROUND OR DIAMETER

DRAWING INDEX - FIRE BP-02

#	SHEET NAME
FP002	FIRE INDEX AND LEGEND BP-02
2.FD100	PHASE 2 BASEMENT OVERALL FIRE PROTECTION DEMO PLAN
2.FD101	PHASE 2 MAIN LEVEL OVERALL FIRE PROTECTION DEMO PLAN
2.FD102	PHASE 2 UPPER LEVEL OVERALL FIRE PROTECTION DEMO PLAN
2.FD103	PHASE 2 ATTIC OVERALL FIRE PROTECTION DEMO PLAN

CRSA

ARCHITECTURE · PLANNING · INTERIORS
649 E SOUTH TEMPLE
SALT LAKE CITY, UT 84102
801.355.5915 · www.crsa-us.com

ARCHITECT
CRSA — C/O ZACH HESLOP
175 S. MAIN ST., STE. 300 — zheslop@crsa-us.com
SALT LAKE CITY, UT 84111 — (801)746-4974

STRUCTURAL ENGINEER
REAVELEY ENGINEERS + ASSOC. — C/O JEROD JOHNSON
675 EAST 500 SOUTH, SUITE 400 — jjohnson@reaveley.com
SALT LAKE CITY, UT 84102 — (801) 486-3883

MECHANICAL ENGINEER
COLVIN ENGINEERING ASSOC. — C/O ALLEN EVANS
505 E. SOUTH TEMPLE — aevans@cea-ut.com
SALT LAKE CITY, UT 84102 — (801) 322-2400

ELECTRICAL ENGINEER
SPECTRUM ENGINEERING — C/O MICHAEL FACKRELL
324 STATE ST. STE. 400 — michael.fackrell@speceng.com
SALT LAKE CITY, UT 84102 — (801) 328-5151

CM/GC
GRAMOLL CONSTRUCTION — C/O JIM GRAMOLL
155 S 750 W — jim.gramoll@gramoll.com
NORTH SALT LAKE, UT 84054 — (801) 295-2341

RIO GRANDE DEPOT
SEISMIC UPGRADE

300 SOUTH RIO GRANDE STREET
SALT LAKE CITY, UT 84101

DFCM PROJECT #20229080

STAMP

ISSUE TYPE:	DATE:
BP-02	October 3, 2022
2 ADD 02	October 27, 2022

PROJECT NUMBER:	21-031
DRAWN BY:	Author
CHECKED BY:	Checker

FIRE INDEX AND LEGEND BP-02

FP002

2022-10-27 C:\Revit Local Files\21-031_RIO GRANDE DEPOT_R22_Author.rvt

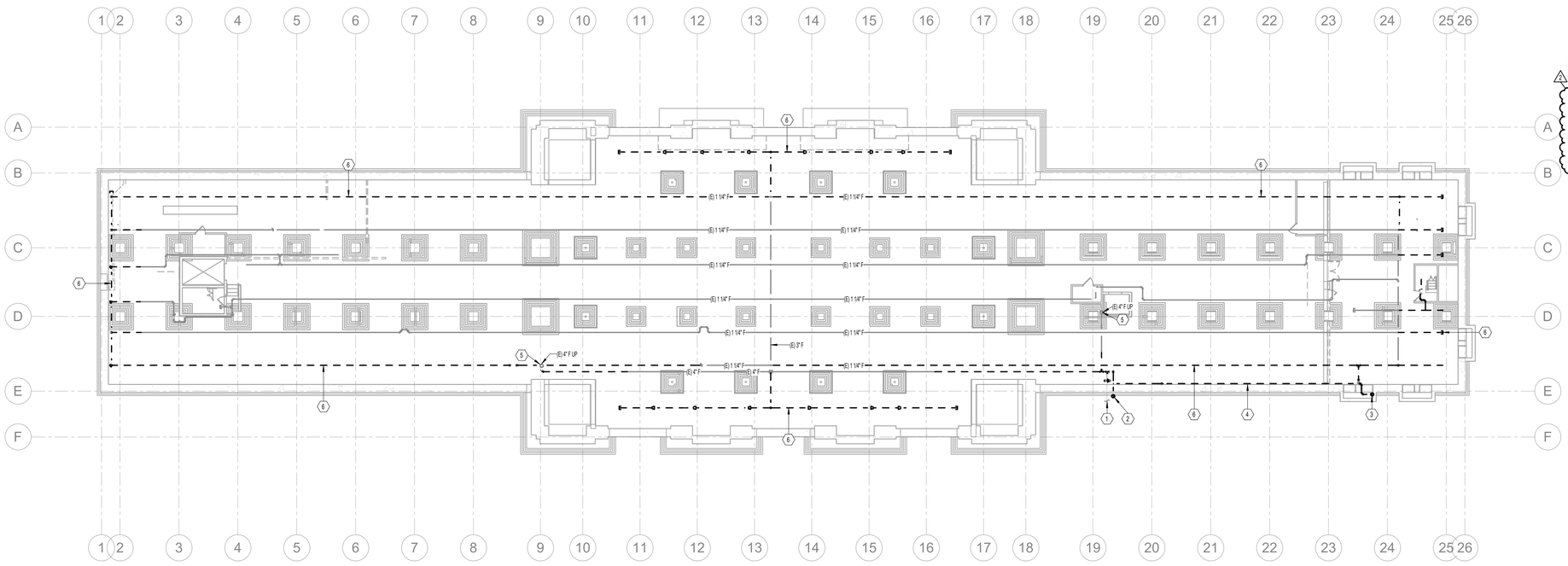

PHASE 2 BASEMENT OVERALL FIRE PROTECTION DEMO PLAN

1 SCALE: 1/16" = 1'-0"

12" 0" 8" 16" 32"

GENERAL NOTES

A. EXISTING DRAWINGS ARE BASED ON CASUAL (NON-INTRUSIVE) FIELD OBSERVATIONS AND PREVIOUS PROJECT RECORD DOCUMENTS. UPON DISCOVERY OF CONDITIONS NOT SHOWN OR IN CONFLICT WITH THESE DRAWINGS THAT AFFECT PROJECT BUDGET AND/OR SCHEDULE, CONTRACTOR SHALL IMMEDIATELY REPORT SUCH CONDITIONS TO THE ARCHITECT/ENGINEER IN WRITING FOR DIRECTION ON HOW TO PROCEED.

B. ITEMS SHOWN DARK AND DASHED SHALL BE DEMOLISHED.

C. THE BUILDING DOES CONTAIN ASBESTOS AND LEAD BASED PAINT IN VARIOUS BUILDING MATERIALS. ITEMS THAT CONTAIN ASBESTOS AND LEAD BASED PAINT ARE NOT TO BE REMOVED OR OTHERWISE DISTURBED. FOR FURTHER INFORMATION PLEASE CONTACT OWNER'S REPRESENTATIVE R & R ENVIRONMENTAL INC. AT 801-352-2380.

D. HAZARDOUS MATERIAL ABATEMENT TO BE COMPLETED BY OWNER. HAZARDOUS MATERIAL INVENTORY REPORT IS AVAILABLE FOR REFERENCE FROM THE OWNER. CONTRACTOR SHALL NOTIFY OWNER IMMEDIATELY IF SUSPECTED HAZARDOUS MATERIALS ARE ENCOUNTERED AND HAZARDOUS MATERIALS SHALL BE ABATED BY OWNER'S REPRESENTATIVE BEFORE PROCEEDING WITH SELECTIVE DEMOLITION.

E. FOR BASEMENT FLOOR PLANS, HATCHED AREA INDICATES FLOOR SLAB DEMOLITION FOR INSTALLATION OF NEW STRUCTURAL SLAB.

F. GENERALLY, 10'-0" CLEAR FROM EXTERIOR WALLS IS REQUIRED FOR SHOTCRETE APPLICATION. REMOVE EXISTING SPRINKLER PIPING, HEADS, ETC. WITHIN 10'-0" OF EXTERIOR WALLS.

G. PROTECT SPRINKLER PIPING AND HEADS IN CLOSE PROXIMITY TO OTHER DEMOLITION WORK.

H. EXISTING SPRINKLER SYSTEM CONTAINS ANTIFREEZE SOLUTION. CONTRACTOR SHALL ARRANGE FOR PROPER DISPOSAL.

I. FIRE WATCH REQUIREMENTS SHALL BE COORDINATED WITH LOCAL AND STATE AHJ'S.

KEYNOTES

1	EXISTING 6" FIRE LINE ENTRY INTO BUILDING TO REMAIN. CAP AND PROTECT LINE FOR FUTURE EXTENSION.
2	REMOVE EXISTING FDC LINE UP TO AND INCLUDING EXISTING FREESTANDING FIRE DEPARTMENT CONNECTION.
3	EXISTING SPRINKLER SYSTEM MAIN DRAIN LINE UP TO TERMINATION AT GROUND LEVEL.
4	REMOVE EXISTING SPRINKLER SYSTEM MAIN DRAIN LINE.
5	EXISTING SPRINKLER MAIN FROM BASEMENT LEVEL UP TO ATTIC TO REMAIN.
6	REMOVE SPRINKLER PIPE WITHIN 10'-0" OF EXTERIOR WALL.

DEMOLITION LEGEND

- EXISTING PIPING TO REMAIN
- EXISTING PIPING TO BE REMOVED
- EXISTING DUCT/EQUIPMENT/FIXTURE TO REMAIN
- EXISTING DUCT/EQUIPMENT/FIXTURE TO BE REMOVED

NOTES:
1. REMOVE AND SALVAGE ITEMS AS NOTED ON PLANS.
2. ALL DUCTWORK DEMOLOTION TO BE PERFORMED BY OWNER.

KEY MAP

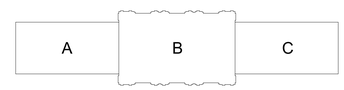

CRSA
ARCHITECTURE · PLANNING · INTERIORS
649 E SOUTH TEMPLE
SALT LAKE CITY, UT 84102
801.355.5915 · www.crsa-us.com

ARCHITECT		
CRSA		C/O ZACH HESLOP
175 S. MAIN ST., STE. 300		zheslop@crsa-us.com
SALT LAKE CITY, UT 84111		(801)746-4974
STRUCTURAL ENGINEER		
REAVELEY ENGINEERS + ASSOC.		C/O JEROD JOHNSON
675 EAST 500 SOUTH, SUITE 400		jjohnson@reaveley.com
SALT LAKE CITY, UT 84102		(801) 486-3883
MECHANICAL ENGINEER		
COLVIN ENGINEERING ASSOC.		C/O ALLEN EVANS
505 E. SOUTH TEMPLE		aevans@cea-ut.com
SALT LAKE CITY, UT 84102		(801) 322-2400
ELECTRICAL ENGINEER		
SPECTRUM ENGINEERING		C/O MICHAEL FACKRELL
324 STATE ST. STE. 400		michael.fackrell@speceng.com
SALT LAKE CITY, UT 84102		(801) 328-5151
CM/GC		
GRAMOLL CONSTRUCTION		C/O JIM GRAMOLL
155 S 750 W		jim.gramoll@gramoll.com
NORTH SALT LAKE, UT 84054		(801) 295-2341

RIO GRANDE DEPOT SEISMIC UPGRADE

300 SOUTH RIO GRANDE STREET
SALT LAKE CITY, UT 84101

DFCM PROJECT #20229080

STAMP

ISSUE TYPE:	DATE:
BP-02	October 3, 2022
2 ADD 02	October 27, 2022

PROJECT NUMBER:	21-031
DRAWN BY:	EHW
CHECKED BY:	ARE

PHASE 2 BASEMENT OVERALL FIRE PROTECTION DEMO PLAN

2.FD100

Plotted: 10/27/2022 2:39 PM
By: Hall, Emily

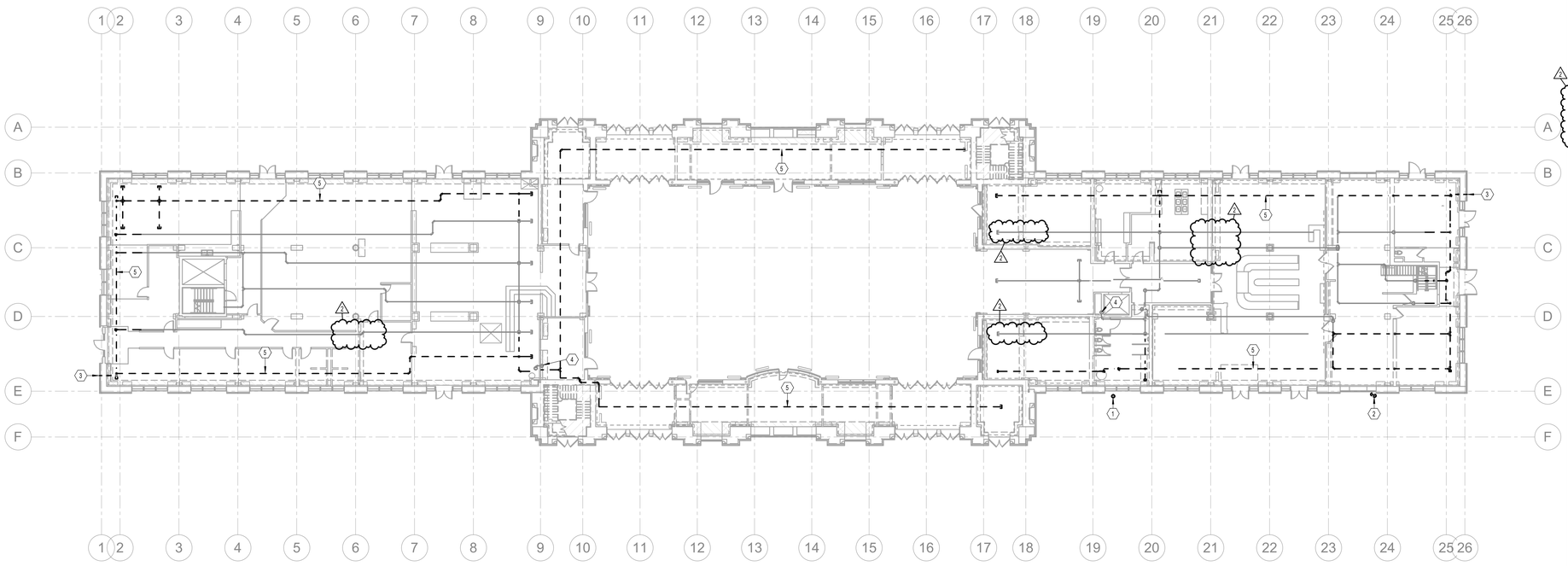

PHASE 2 MAIN LEVEL OVERALL FIRE PROTECTION DEMO PLAN

1 SCALE: 1/16" = 1'-0"

GENERAL NOTES

A. EXISTING DRAWINGS ARE BASED ON CASUAL (NON-INTRUSIVE) FIELD OBSERVATIONS AND PREVIOUS PROJECT RECORD DOCUMENTS. UPON DISCOVERY OF CONDITIONS NOT SHOWN OR IN CONFLICT WITH THESE DRAWINGS THAT AFFECT PROJECT BUDGET AND/OR SCHEDULE, CONTRACTOR SHALL IMMEDIATELY REPORT SUCH CONDITIONS TO THE ARCHITECT/ENGINEER IN WRITING FOR DIRECTION ON HOW TO PROCEED.

B. ITEMS SHOWN DARK AND DASHED SHALL BE DEMOLISHED.

C. THE BUILDING DOES CONTAIN ASBESTOS AND LEAD BASED PAINT IN VARIOUS BUILDING MATERIALS. ITEMS THAT CONTAIN ASBESTOS AND LEAD BASED PAINT ARE NOT TO BE REMOVED OR OTHERWISE DISTURBED. FOR FURTHER INFORMATION PLEASE CONTACT OWNER'S REPRESENTATIVE R & R ENVIRONMENTAL INC. AT 801-352-2380.

D. HAZARDOUS MATERIAL ABATEMENT TO BE COMPLETED BY OWNER. HAZARDOUS MATERIAL INVENTORY REPORT IS AVAILABLE FOR REFERENCE FROM THE OWNER. CONTRACTOR SHALL NOTIFY OWNER IMMEDIATELY IF SUSPECTED HAZARDOUS MATERIALS ARE ENCOUNTERED AND HAZARDOUS MATERIALS SHALL BE ABATED BY OWNER'S REPRESENTATIVE BEFORE PROCEEDING WITH SELECTIVE DEMOLITION.

E. FOR BASEMENT FLOOR PLANS, HATCHED AREA INDICATES FLOOR SLAB DEMOLITION FOR INSTALLATION OF NEW STRUCTURAL SLAB.

F. GENERALLY, 10'-0" CLEAR FROM EXTERIOR WALLS IS REQUIRED FOR SHOTCRETE APPLICATION. REMOVE EXISTING SPRINKLER PIPING, HEADS, ETC. WITHIN 10'-0" OF EXTERIOR WALLS.

G. PROTECT SPRINKLER PIPING AND HEADS IN CLOSE PROXIMITY TO OTHER DEMOLITION WORK.

H. EXISTING SPRINKLER SYSTEM CONTAINS ANTIFREEZE SOLUTION. CONTRACTOR SHALL ARRANGE FOR PROPER DISPOSAL.

I. FIRE WATCH REQUIREMENTS SHALL BE COORDINATED WITH LOCAL AND STATE AHJ'S.

KEYNOTES

1	REMOVE EXISTING FREESTANDING FIRE DEPARTMENT CONNECTION (FDC).
2	REMOVE EXISTING MAIN DRAIN LINE TERMINATION.
3	REMOVE EXISTING LOW POINT DRAIN.
4	EXISTING SPRINKLER MAIN FROM BASEMENT LEVEL UP TO ATTIC TO REMAIN.
5	REMOVE SPRINKLER PIPE WITHIN 10'-0" OF EXTERIOR WALL.

DEMOLITION LEGEND

- EXISTING PIPING TO REMAIN
- EXISTING PIPING TO BE REMOVED
- EXISTING DUCT/EQUIPMENT/FIXTURE TO REMAIN
- EXISTING DUCT/EQUIPMENT/FIXTURE TO BE REMOVED

NOTES:
1. REMOVE AND SALVAGE ITEMS AS NOTED ON PLANS.
2. ALL DUCTWORK DEMOLOTION TO BE PERFORMED BY OWNER.

KEY MAP

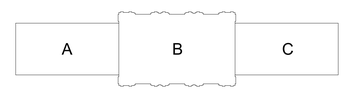

CRSA
ARCHITECTURE · PLANNING · INTERIORS
649 E SOUTH TEMPLE
SALT LAKE CITY, UT 84102
801.355.5915 · www.crsa-us.com

ARCHITECT
CRSA — C/O ZACH HESLOP
175 S. MAIN ST., STE. 300 — zheslop@crsa-us.com
SALT LAKE CITY, UT 84111 — (801)746-4974

STRUCTURAL ENGINEER
REAVELEY ENGINEERS + ASSOC. — C/O JEROD JOHNSON
675 EAST 500 SOUTH, SUITE 400 — jjohnson@reaveley.com
SALT LAKE CITY, UT 84102 — (801) 486-3883

MECHANICAL ENGINEER
COLVIN ENGINEERING ASSOC. — C/O ALLEN EVANS
505 E. SOUTH TEMPLE — aevans@cea-ut.com
SALT LAKE CITY, UT 84102 — (801) 322-2400

ELECTRICAL ENGINEER
SPECTRUM ENGINEERING — C/O MICHAEL FACKRELL
324 STATE ST. STE. 400 — michael.fackrell@speceng.com
SALT LAKE CITY, UT 84102 — (801) 328-5151

CM/GC
GRAMOLL CONSTRUCTION — C/O JIM GRAMOLL
155 S 750 W — jim.gramoll@gramoll.com
NORTH SALT LAKE, UT 84054 — (801) 295-2341

RIO GRANDE DEPOT SEISMIC UPGRADE

300 SOUTH RIO GRANDE STREET
SALT LAKE CITY, UT 84101

DFCM PROJECT #20229080

STAMP

ISSUE TYPE:	DATE:
BP-02	October 3, 2022
2 ADD 02	October 27, 2022

PROJECT NUMBER:	21-031
DRAWN BY:	EHW
CHECKED BY:	ARE

PHASE 2 MAIN LEVEL OVERALL FIRE PROTECTION DEMO PLAN

2.FD101

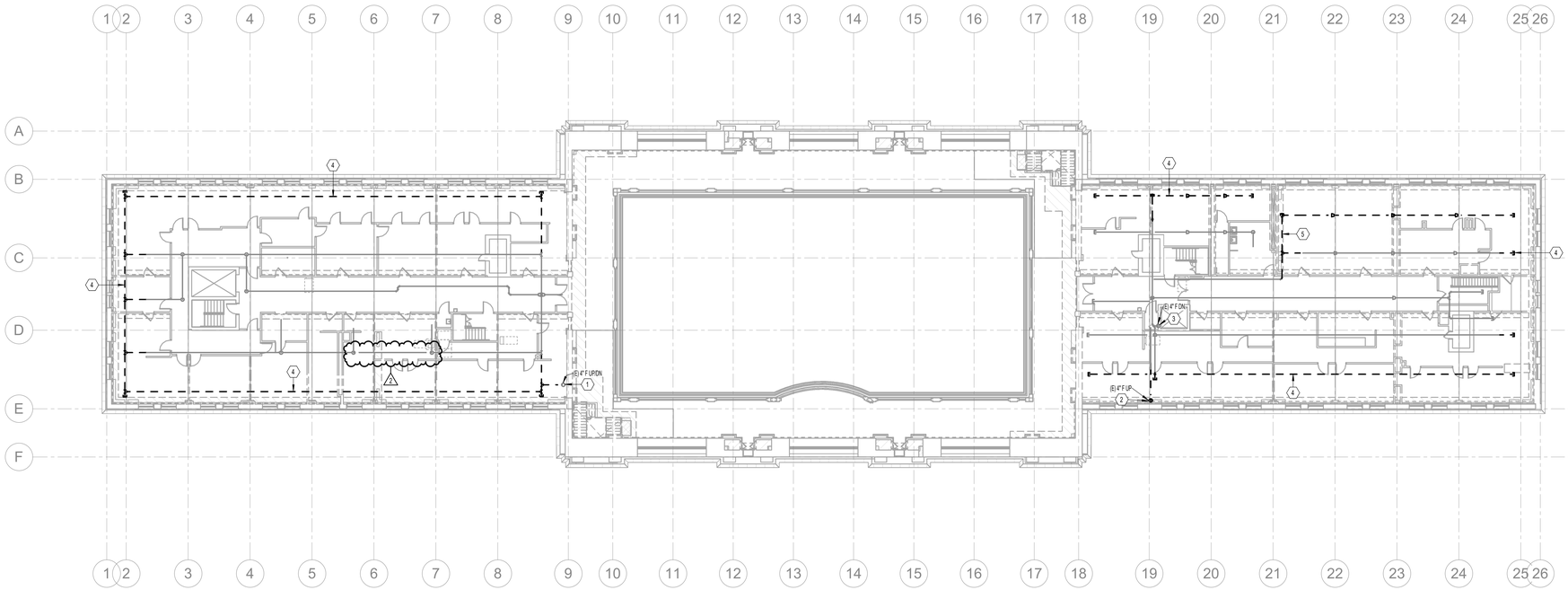

PHASE 2 UPPER LEVEL OVERALL FIRE PROTECTION DEMO PLAN

1 SCALE: 1/16" = 1'-0"

12" 0" 8" 16" 32"

GENERAL NOTES

A. EXISTING DRAWINGS ARE BASED ON CASUAL (NON-INTRUSIVE) FIELD OBSERVATIONS AND PREVIOUS PROJECT RECORD DOCUMENTS. UPON DISCOVERY OF CONDITIONS NOT SHOWN OR IN CONFLICT WITH THESE DRAWINGS THAT AFFECT PROJECT BUDGET AND/OR SCHEDULE, CONTRACTOR SHALL IMMEDIATELY REPORT SUCH CONDITIONS TO THE ARCHITECT/ENGINEER IN WRITING FOR DIRECTION ON HOW TO PROCEED.

B. ITEMS SHOWN DARK AND DASHED SHALL BE DEMOLISHED.

C. THE BUILDING DOES CONTAIN ASBESTOS AND LEAD BASED PAINT IN VARIOUS BUILDING MATERIALS. ITEMS THAT CONTAIN ASBESTOS AND LEAD BASED PAINT ARE NOT TO BE REMOVED OR OTHERWISE DISTURBED. FOR FURTHER INFORMATION PLEASE CONTACT OWNER'S REPRESENTATIVE R & R ENVIRONMENTAL INC. AT 801-352-2380.

D. HAZARDOUS MATERIAL ABATEMENT TO BE COMPLETED BY OWNER. HAZARDOUS MATERIAL INVENTORY REPORT IS AVAILABLE FOR REFERENCE FROM THE OWNER. CONTRACTOR SHALL NOTIFY OWNER IMMEDIATELY IF SUSPECTED HAZARDOUS MATERIALS ARE ENCOUNTERED AND HAZARDOUS MATERIALS SHALL BE ABATED BY OWNER'S REPRESENTATIVE BEFORE PROCEEDING WITH SELECTIVE DEMOLITION.

E. FOR BASEMENT FLOOR PLANS, HATCHED AREA INDICATES FLOOR SLAB DEMOLITION FOR INSTALLATION OF NEW STRUCTURAL SLAB.

F. GENERALLY, 10'-0" CLEAR FROM EXTERIOR WALLS IS REQUIRED FOR SHOTCRETE APPLICATION. REMOVE EXISTING SPRINKLER PIPING, HEADS, ETC. WITHIN 10'-0" OF EXTERIOR WALLS.

G. PROTECT SPRINKLER PIPING AND HEADS IN CLOSE PROXIMITY TO OTHER DEMOLITION WORK.

H. EXISTING SPRINKLER SYSTEM CONTAINS ANTIFREEZE SOLUTION. CONTRACTOR SHALL ARRANGE FOR PROPER DISPOSAL.

I. FIRE WATCH REQUIREMENTS SHALL BE COORDINATED WITH LOCAL AND STATE AHJ'S.

KEYNOTES

1	EXISTING SPRINKLER MAIN FROM BASEMENT LEVEL UP TO ATTIC TO REMAIN.
2	REMOVE EXISTING SPRINKLER MAIN UP TO ATTIC.
3	SPRINKLER MAIN UP FROM BELOW TO REMAIN.
4	REMOVE SPRINKLER PIPE WITHIN 10'-0" OF EXTERIOR WALL.
5	REMOVE SPRINKLER PIPE AS REQUIRED TO PERMIT INSTALLATION OF NEW SHEAR WALL.

DEMOLITION LEGEND

- EXISTING PIPING TO REMAIN
- EXISTING PIPING TO BE REMOVED
- EXISTING DUCT/EQUIPMENT/FIXTURE TO REMAIN
- EXISTING DUCT/EQUIPMENT/FIXTURE TO BE REMOVED

NOTES:
1. REMOVE AND SALVAGE ITEMS AS NOTED ON PLANS.
2. ALL DUCTWORK DEMOLOTION TO BE PERFORMED BY OWNER.

KEY MAP

A | B | C

CRSA
ARCHITECTURE · PLANNING · INTERIORS
649 E SOUTH TEMPLE
SALT LAKE CITY, UT 84102
801.355.5915 · www.crsa-us.com

ARCHITECT
CRSA — C/O ZACH HESLOP
175 S. MAIN ST., STE. 300 — zheslop@crsa-us.com
SALT LAKE CITY, UT 84111 — (801)746-4974

STRUCTURAL ENGINEER
REAVELEY ENGINEERS + ASSOC. — C/O JEROD JOHNSON
675 EAST 500 SOUTH, SUITE 400 — jjohnson@reaveley.com
SALT LAKE CITY, UT 84102 — (801) 486-3883

MECHANICAL ENGINEER
COLVIN ENGINEERING ASSOC. — C/O ALLEN EVANS
505 E. SOUTH TEMPLE — aevans@cea-ut.com
SALT LAKE CITY, UT 84102 — (801) 322-2400

ELECTRICAL ENGINEER
SPECTRUM ENGINEERING — C/O MICHAEL FACKRELL
324 STATE ST. STE. 400 — michael.fackrell@speceng.com
SALT LAKE CITY, UT 84102 — (801) 328-5151

CM/GC
GRAMOLL CONSTRUCTION — C/O JIM GRAMOLL
155 S 750 W — jim.gramoll@gramoll.com
NORTH SALT LAKE, UT 84054 — (801) 295-2341

RIO GRANDE DEPOT SEISMIC UPGRADE

300 SOUTH RIO GRANDE STREET
SALT LAKE CITY, UT 84101

DFCM PROJECT #20229080

STAMP

ISSUE TYPE:	DATE:
BP-02	October 3, 2022
2 ADD 02	October 27, 2022

PROJECT NUMBER:	21-031
DRAWN BY:	EHW
CHECKED BY:	ARE

PHASE 2 UPPER LEVEL OVERALL FIRE PROTECTION DEMO PLAN

2.FD102

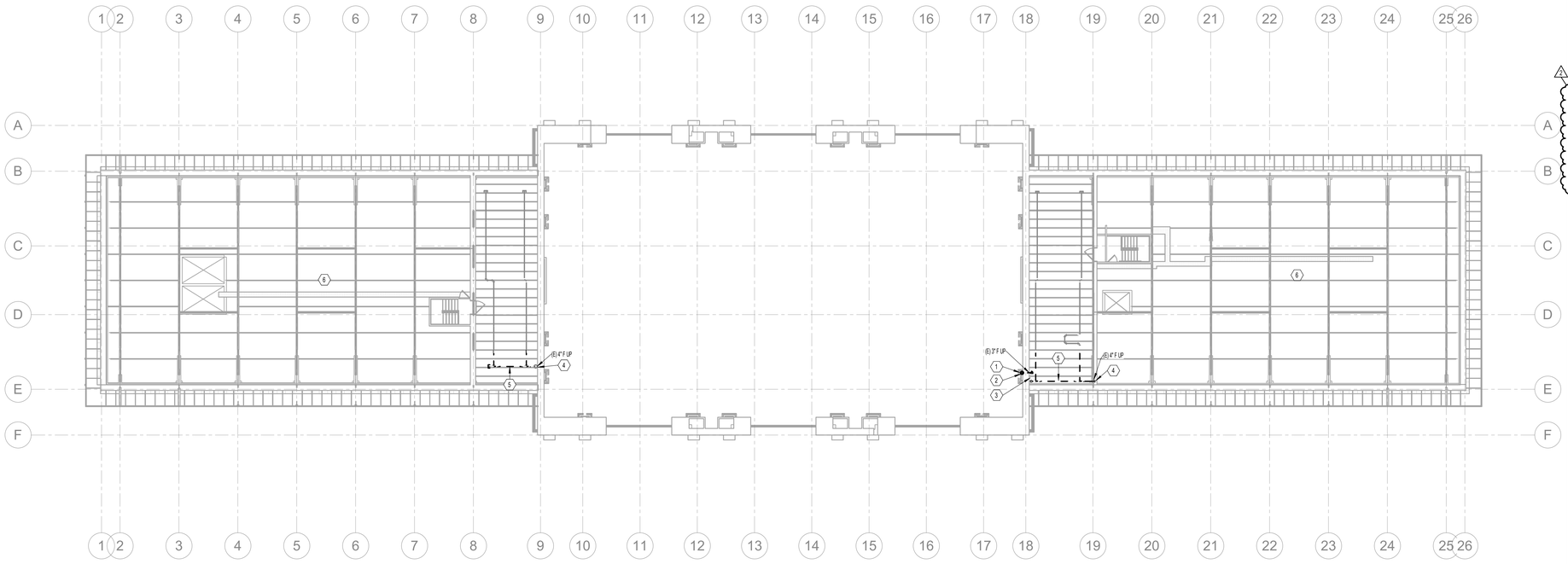

1 PHASE 2 ATTIC OVERALL FIRE PROTECTION DEMO PLAN
SCALE: 1/16" = 1'-0"

GENERAL NOTES

A. EXISTING DRAWINGS ARE BASED ON CASUAL (NON-INTRUSIVE) FIELD OBSERVATIONS AND PREVIOUS PROJECT RECORD DOCUMENTS. UPON DISCOVERY OF CONDITIONS NOT SHOWN OR IN CONFLICT WITH THESE DRAWINGS THAT AFFECT PROJECT BUDGET AND/OR SCHEDULE, CONTRACTOR SHALL IMMEDIATELY REPORT SUCH CONDITIONS TO THE ARCHITECT/ENGINEER IN WRITING FOR DIRECTION ON HOW TO PROCEED.

B. ITEMS SHOWN DARK AND DASHED SHALL BE DEMOLISHED.

C. THE BUILDING DOES CONTAIN ASBESTOS AND LEAD BASED PAINT IN VARIOUS BUILDING MATERIALS. ITEMS THAT CONTAIN ASBESTOS AND LEAD BASED PAINT ARE NOT TO BE REMOVED OR OTHERWISE DISTURBED. FOR FURTHER INFORMATION PLEASE CONTACT OWNER'S REPRESENTATIVE R & R ENVIRONMENTAL INC. AT 801-352-2380.

D. HAZARDOUS MATERIAL ABATEMENT TO BE COMPLETED BY OWNER. HAZARDOUS MATERIAL INVENTORY REPORT IS AVAILABLE FOR REFERENCE FROM THE OWNER. CONTRACTOR SHALL NOTIFY OWNER IMMEDIATELY IF SUSPECTED HAZARDOUS MATERIALS ARE ENCOUNTERED AND HAZARDOUS MATERIALS SHALL BE ABATED BY OWNER'S REPRESENTATIVE BEFORE PROCEEDING WITH SELECTIVE DEMOLITION.

E. FOR BASEMENT FLOOR PLANS, HATCHED AREA INDICATES FLOOR SLAB DEMOLITION FOR INSTALLATION OF NEW STRUCTURAL SLAB.

F. GENERALLY, 10'-0" CLEAR FROM EXTERIOR WALLS IS REQUIRED FOR SHOTCRETE APPLICATION. REMOVE EXISTING SPRINKLER PIPING, HEADS, ETC. WITHIN 10'-0" OF EXTERIOR WALLS.

G. PROTECT SPRINKLER PIPING AND HEADS IN CLOSE PROXIMITY TO OTHER DEMOLITION WORK.

H. EXISTING SPRINKLER SYSTEM CONTAINS ANTIFREEZE SOLUTION. CONTRACTOR SHALL ARRANGE FOR PROPER DISPOSAL.

I. FIRE WATCH REQUIREMENTS SHALL BE COORDINATED WITH LOCAL AND STATE AHJ'S.

KEYNOTES

1	SPRINKLER MAIN WITH ANTIFREEZE SOLUTION UP TO ATTIC SPACE ABOVE GRAND LOBBY CEILING.
2	REMOVE SPRINKLER PIPE AS REQUIRED TO PERMIT INSTALLATION OF NEW SHEAR WALL.
3	ANTIFREEZE LOOP SHUT-OFF VALVE, CHECK VALVE, AND DRAIN DOWN VALVE FOR SPRINKLER PIPING ABOVE GRAND LOBBY CEILING. PIPING BEYOND SHUT-OFF VALVE CONTAINS ANTIFREEZE SOLUTION.
4	SPRINKLER MAIN UP FROM BELOW.
5	REMOVE SPRINKLER PIPE WITHIN 10'-0" OF EXTERIOR WALL.
6	OTHER THAN AREAS WHERE PIPING IS CURRENTLY SHOWN, NO EXISTING OVERHEAD SPRINKLER PIPING OBSERVED IN WING ATTICS.

DEMOLITION LEGEND

- EXISTING PIPING TO REMAIN
- EXISTING PIPING TO BE REMOVED
- EXISTING DUCT/EQUIPMENT/FIXTURE TO REMAIN
- EXISTING DUCT/EQUIPMENT/FIXTURE TO BE REMOVED

NOTES:
1. REMOVE AND SALVAGE ITEMS AS NOTED ON PLANS.
2. ALL DUCTWORK DEMOLOTION TO BE PERFORMED BY OWNER.

KEY MAP

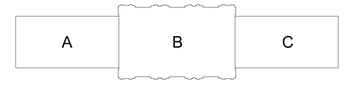

CRSA
ARCHITECTURE · PLANNING · INTERIORS
649 E SOUTH TEMPLE
SALT LAKE CITY, UT 84102
801.355.5915 · www.crsa-us.com

ARCHITECT
CRSA — C/O ZACH HESLOP
175 S. MAIN ST., STE. 300 — zheslop@crsa-us.com
SALT LAKE CITY, UT 84111 — (801)746-4974

STRUCTURAL ENGINEER
REAVELEY ENGINEERS + ASSOC. — C/O JEROD JOHNSON
675 EAST 500 SOUTH, SUITE 400 — jjohnson@reaveley.com
SALT LAKE CITY, UT 84102 — (801) 486-3883

MECHANICAL ENGINEER
COLVIN ENGINEERING ASSOC. — C/O ALLEN EVANS
505 E. SOUTH TEMPLE — aevans@cea-ut.com
SALT LAKE CITY, UT 84102 — (801) 322-2400

ELECTRICAL ENGINEER
SPECTRUM ENGINEERING — C/O MICHAEL FACKRELL
324 STATE ST. STE. 400 — michael.fackrell@speceng.com
SALT LAKE CITY, UT 84102 — (801) 328-5151

CM/GC
GRAMOLL CONSTRUCTION — C/O JIM GRAMOLL
155 S 750 W — jim.gramoll@gramoll.com
NORTH SALT LAKE, UT 84054 — (801) 295-2341

RIO GRANDE DEPOT SEISMIC UPGRADE

300 SOUTH RIO GRANDE STREET
SALT LAKE CITY, UT 84101

DFCM PROJECT #20229080

STAMP

ISSUE TYPE:	DATE:
BP-02	October 3, 2022
2 ADD 02	October 27, 2022

PROJECT NUMBER:	21-031
DRAWN BY:	EHW
CHECKED BY:	ARE

PHASE 2 ATTIC OVERALL FIRE PROTECTION DEMO PLAN

2.FD103

2022.10.03 P:\Projects\Rio Grande Depot\Revit Upgrade\Rio 2022 (ARE).rvt Plotted: 10/27/2022 10:45 AM

PLUMBING LEGEND

NOTE: NOT ALL SYMBOLS WILL BE USED ON SHEETS.

FIRE DEPT. HORN & LIGHT	
FIRE HOSE CABINET	
FIRE SERVICE	X" F
YARD HYDRANT	
FLOOR DRAIN	
FLOOR OR GRADE CLEANOUT	
FLOOR SINK	
GRADE CLEANOUT W/ CONCRETE PAD	
HOSE BIBB OR SILLCOCK	
MANHOLE	
POST TYPE FDC CONNECTION	
REDUCED PRESSURE BACKFLOW PREVENTOR	RPBP
VENT THROUGH THE ROOF	
WALL CLEANOUT	
WALL TYPE FDC CONNECTION	
EXPANSION JOINT	
FLEXIBLE PIPE CONNECTION	
HEAT TRACING	
AQUASTAT	
IN-LINE PUMP	
PRESSURE GAUGE W/ PRESSURE COCK	
STRAINER	
TEMPERATURE & PRESSURE TEST PLUG	
TEMPERATURE SENSING WELL	
THERMOMETER	
VENTURI FLOW METER	
ELBOW DOWN	
ELBOW UP	
PIPE CAP	
REDUCER	
TEE DOWN	
UNION	
CONDENSATE DRAIN	X" D
DOMESTIC COLD WATER	X" DCW
DOMESTIC HOT WATER	X" DHW
DOMESTIC HOT WATER RECIRC.	X" DHWR
GREASE WASTE ABOVE GRADE	X" GW
GREASE WASTE BELOW GRADE	X" GW
OVERFLOW DRAIN	X" OD
ROOF DRAIN	X" RD
SANITARY (PLBG) VENT	X" V
SANITARY WASTE ABOVE GRADE	X" W
SANITARY WASTE BELOW GRADE	X" W
COMPRESSED AIR	X" CA
TEMPERED WATER	X" T
ARGON	X" AR
DEIONIZED WATER RETURN	X" DIR

DEIONIZED WATER SUPPLY	X" DI
FUEL OIL RETURN	X" FOR
FUEL OIL SUPPLY	X" FOS
HELIUM	X" HE
HOT GAS	X" HG
HOT GAS BYPASS	X" HGBP
HYDROGEN	X" H
INDUSTRIAL WATER (NON-POTABLE)	X" IW
MEDICAL AIR	X" MA
NATURAL GAS	X" G
NITROGEN	X" N
NITROUS OXIDE	X" N2O
OXYGEN	X" O2
PROPANE	X" P
REVERSE OSMOSIS	X" RO
STEAM	X" S
STEAM CONDENSATE RETURN	X" SCR
VACUUM	X" VAC
WATER TREATMENT	X" WT
ACCESS PANEL	
DIRECTION OF FLOW	
FLOW SWITCH	
HUMIDISTAT OR HUMIDITY SENSOR	H
NITROGEN DIOXIDE SENSOR	N
POINT OF CONNECTION TO EXISTING	
POINT OF REMOVAL FROM EXISTING	
AUTOMATIC CONTROL VALVE (2-WAY)	
AUTOMATIC CONTROL VALVE (3-WAY)	
BALL VALVE	
BUTTERFLY VALVE	
CALIBRATED BALANCE VALVE	
CHECK (SWING OR LIFT AS REQ'D) VALVE	
CURB COCK	
GAS COCK	
GATE OS & Y PATTERN VALVE	
GATE VALVE	
MOTORIZED OPERATOR VALVE	M
P&T RELIEF VALVE	
PET COCK OR GAUGE COCK	
PLUG VALVE	
PRESSURE REDUCING VALVE	
SOLENOID VALVE	
THERMAL EXPANSION VALVE	
DETAIL TAG	DETAIL NO. / DRAWING NO.
KEYED NOTE	NOTE NO.
SECTION CUT LINE	SECTION NO. / DRAWING NO.

DEMOLITION LEGEND

	EXISTING PIPING TO REMAIN
	EXISTING PIPING TO BE REMOVED
	EXISTING DUCT/EQUIPMENT/FIXTURE TO REMAIN
	EXISTING DUCT/EQUIPMENT/FIXTURE TO BE REMOVED

NOTES:
1. REMOVE AND SALVAGE ITEMS AS NOTED ON PLANS.
2. ALL DUCTWORK DEMOLOTION TO BE PERFORMED BY OWNER.

ABBREVIATIONS

NOTE: NOT ALL ABBREVIATIONS WILL BE USED ON SHEETS.

AD	ACCESS DOOR
AF	AIRFOIL
AFF	ABOVE FINISHED FLOOR
ALT	ALTERNATE
BI	BACKWARD INCLINE
BOD	BOTTOM OF DUCT
BOP	BOTTOM OF PIPE
BTUH	BRITISH THERMAL UNITS PER HOUR
CAP	CAPACITY
CAS	COMBUSTION AIR SUPPLY
CBV	CALIBRATED BALANCE VALVE
CFM	CUBIC FEET PER MINUTE
CV	CONSTANT VOLUME
CV	CONTROL VALVE
DB	DRY BULB
DCW	DOMESTIC COLD WATER
DF	DRINKING FOUNTAIN
DHW	DOMESTIC HOT WATER
DHWR	DOMESTIC HOT WATER RECIRC
DIA	DIAMETER
DN	DOWN
DSN	DOWN SPOUT NOZZLE
DW	DISHWASHER
E	EXISTING
EA	EACH OR EXHAUST AIR
EAT	ENTERING AIR TEMPERATURE
EFF	EFFICIENCY
ELEV	ELEVATION
ENCL	ENCLOSURE
ESP	EXTERNAL STATIC PRESSURE
ET	EXPANSION TANK
EWC	ELECTRIC WATER COOLER
EWT	ENTERING WATER TEMPERATURE
FCO	FLOOR CLEAN OUT
FD	FLOOR DRAIN
FO	FLAT OVAL
FPM	FEET PER MINUTE
FS	FLOOR SINK
FT	FEET
FV	FACE VELOCITY
GA	GAUGE
GAL	GALLON
GD	GARAGE DRAIN
GEA	GREASE EXHAUST AIR
GPM	GALLONS PER MINUTE
HP	HORSE POWER
HR	HOUR
HT	HEIGHT
IN	INCH
IN WC	INCHES OF WATER COLUMN
IN WG	INCHES OF WATER GAUGE
L	LAVATORY OR LOUVER
LAT	LEAVING AIR TEMPERATURE
LBS	POUNDS
LWT	LEAVING WATER TEMPERATURE
MAX	MAXIMUM
MBH	THOUSAND BRITISH THERMAL UNITS
MECH	MECHANICAL
MIN	MINIMUM
MPSA	MEDUIM PRESSURE SUPPLY AIR
MUA	MAKE-UP AIR
MVD	MANUAL VOLUME DAMPER
NC	NOISE CRITERIA OR NORMALLY CLOSED
NIC	NOT IN CONTRACT
NO	NUMBER
NOM	NOMINAL
NTS	NOT TO SCALE
OA	OUTSIDE AIR
OBD	OPPOSED BLADE DAMPER
OD	OVERFLOW DRAIN
OFCI	OWNER FURNISHED, CONTRACTOR INSTALLED
OFOI	OWNER FURNISHED, OWNER INSTALLED
PD	PRESSURE DROP
PG	PROPYLENE GLYCOL
POC	POINT OF CONNECTION
PRV	PRESSURE REDUCING VALVE
PSI	POUNDS PER SQUARE INCH
PSIG	POUNDS PER SQUARE INCH GAUGE
RA	RETURN AIR
RAD	RADIUS
RD	ROOF DRAIN
RLF	RELIEF AIR
RPBP	REDUCED PRESSURE BACKFLOW PREVENTOR
SA	SUPPLY AIR OR SHOCK ARRESTOR
SEN	SENSIBLE
SF	SQUARE FEET
SIM	SIMILAR
SL	SEA LEVEL
SP	STATIC PRESSURE
SS	SERVICE SINK OR STAINLESS STEEL
TA	TRANSFER AIR
TOD	TOP OF DUCT
TSP	TOTAL STATIC PRESSURE
TYP.	TYPICAL
U	URINAL
V	VENT
VAV	VARIABLE AIR VOLUME
VD	VOLUME DAMPER
VENT	FLUE VENT
VFD	VARIABLE FREQUENCY DRIVE
VOL	VOLUME
VTR	VENT THROUGH THE ROOF
W	WASTE
W/	WITH
W/O	WITHOUT
WB	WET BULB
WC	WATER CLOSET
WCO	WALL CLEANOUT
WHA	WATER HAMMER ARRESTOR
WPD	WATER PRESSURE DROP
WT	WEIGHT
Ø	ROUND OR DIAMETER

DRAWING INDEX - PLUMBING BP-02

#	SHEET NAME
PL002	PLUMBING INDEX AND LEGEND BP-02
2.PD100	PHASE 2 BASEMENT OVERALL PLUMBING DEMO PLAN
2.PD100A	PHASE 2 BASEMENT PLUMBING DEMO PLAN AREA A
2.PD100B	PHASE 2 BASEMENT PLUMBING DEMO PLAN AREA B
2.PD100C	PHASE 2 BASEMENT PLUMBING DEMO PLAN AREA C
2.PD101	PHASE 2 MAIN LEVEL OVERALL PLUMBING DEMO PLAN
2.PD102	PHASE 2 UPPER LEVEL OVERALL PLUMBING DEMO PLAN
2.PD103	PHASE 2 ATTIC OVERALL PLUMBING DEMO PLAN
2.PD401	PHASE 2 ENLARGED PLUMBING DEMO PLANS

CRSA

ARCHITECTURE · PLANNING · INTERIORS
649 E SOUTH TEMPLE
SALT LAKE CITY, UT 84102
801.355.5915 · www.crsa-us.com

ARCHITECT
CRSA — C/O ZACH HESLOP
175 S. MAIN ST., STE. 300 — zheslop@crsa-us.com
SALT LAKE CITY, UT 84111 — (801)746-4974

STRUCTURAL ENGINEER
REAVELEY ENGINEERS + ASSOC. — C/O JEROD JOHNSON
675 EAST 500 SOUTH, SUITE 400 — jjohnson@reaveley.com
SALT LAKE CITY, UT 84102 — (801) 486-3883

MECHANICAL ENGINEER
COLVIN ENGINEERING ASSOC. — C/O ALLEN EVANS
505 E. SOUTH TEMPLE — aevans@cea-ut.com
SALT LAKE CITY, UT 84102 — (801) 322-2400

ELECTRICAL ENGINEER
SPECTRUM ENGINEERING — C/O MICHAEL FACKRELL
324 STATE ST. STE. 400 — michael.fackrell@speceng.com
SALT LAKE CITY, UT 84102 — (801) 328-5151

CM/GC
GRAMOLL CONSTRUCTION — C/O JIM GRAMOLL
155 S 750 W — jim.gramoll@gramoll.com
NORTH SALT LAKE, UT 84054 — (801) 295-2341

RIO GRANDE DEPOT SEISMIC UPGRADE

300 SOUTH RIO GRANDE STREET
SALT LAKE CITY, UT 84101

DFCM PROJECT #20229080

STAMP



ISSUE TYPE:	DATE:
BP-02	October 3, 2022
2 ADD 02	October 27, 2022

PROJECT NUMBER:	21-031
DRAWN BY:	EHW
CHECKED BY:	ARE

PLUMBING INDEX AND LEGEND BP-02

PL002

Plotted: By: Autodesk Docs://Rio Grande Seismic Upgrade/Rio Grande 21031 BP-01 for Review.rvt
10/27/2022 7:31:46 AM

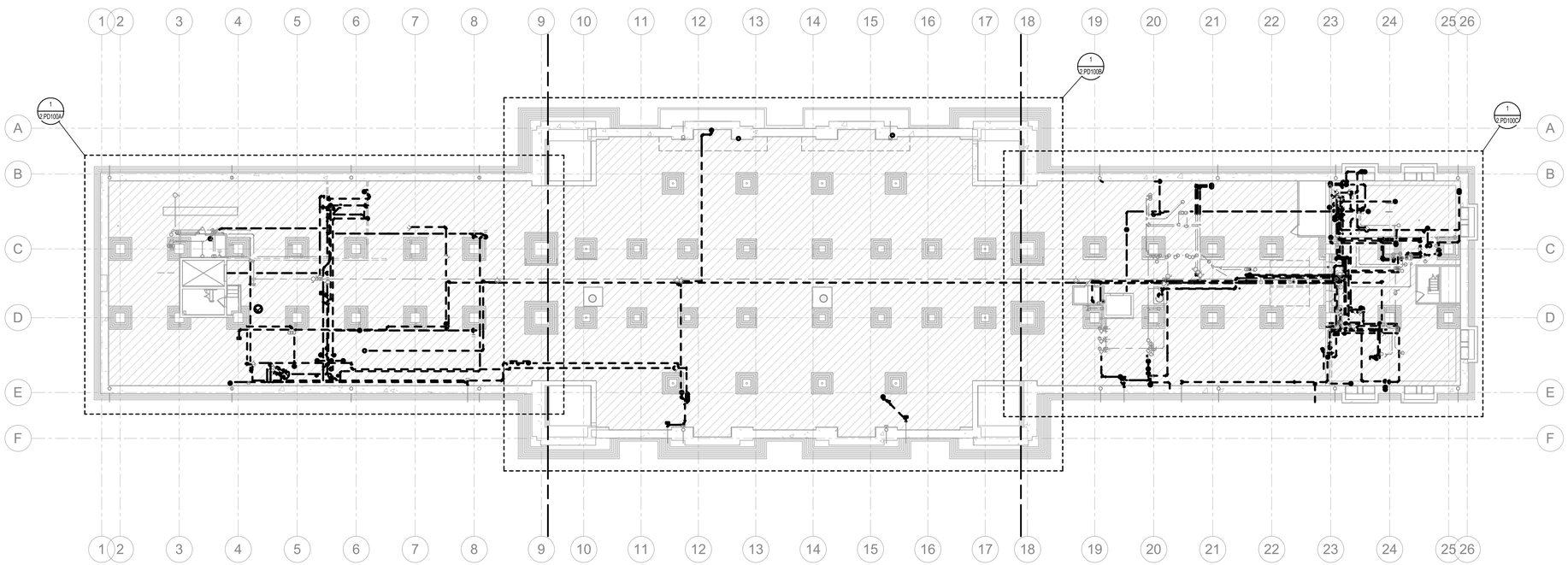

1 PHASE 2 BASEMENT OVERALL PLUMBING DEMO PLAN
SCALE: 1/16" = 1'-0"

GENERAL NOTES

A. EXISTING DRAWINGS ARE BASED ON CASUAL (NON-INTRUSIVE) FIELD OBSERVATIONS AND PREVIOUS PROJECT RECORD DOCUMENTS. UPON DISCOVERY OF CONDITIONS NOT SHOWN OR IN CONFLICT WITH THESE DRAWINGS THAT AFFECT PROJECT BUDGET AND/OR SCHEDULE, CONTRACTOR SHALL IMMEDIATELY REPORT SUCH CONDITIONS TO THE ARCHITECT/ENGINEER IN WRITING FOR DIRECTION ON HOW TO PROCEED.

B. ITEMS SHOWN DARK AND DASHED SHALL BE DEMOLISHED.

C. ITEMS SHOWN LIGHT AND SHADED SHALL REMAIN.

D. THE BUILDING DOES CONTAIN ASBESTOS AND LEAD BASED PAINT IN VARIOUS BUILDING MATERIALS. ITEMS THAT CONTAIN ASBESTOS AND LEAD BASED PAINT ARE NOT TO BE REMOVED OR OTHERWISE DISTURBED. FOR FURTHER INFORMATION PLEASE CONTACT OWNER'S REPRESENTATIVE R & R ENVIRONMENTAL INC. AT 801-352-2380.

E. HAZARDOUS MATERIAL ABATEMENT TO BE COMPLETED BY OWNER. HAZARDOUS MATERIAL INVENTORY REPORT IS AVAILABLE FOR REFERENCE FROM THE OWNER. CONTRACTOR SHALL NOTIFY OWNER IMMEDIATELY IF SUSPECTED HAZARDOUS MATERIALS ARE ENCOUNTERED AND HAZARDOUS MATERIALS SHALL BE ABATED BY OWNER'S REPRESENTATIVE BEFORE PROCEEDING WITH SELECTIVE DEMOLITION.

F. EXISTING ROOF DRAIN LEADERS LOCATED IN EXTERIOR BUILDING WALLS SHALL REMAIN INTACT THROUGHOUT DEMOLITION. DURING NEW CONSTRUCTION, EXISTING LEADERS SHALL BE ABANDONDED IN PLACE AND REPLACED WITH NEW.

G. DEMO BASEMENT LEVEL PLUMBING PIPING BACK TO SOURCE/BUILDING ENTRY POINT. TEMPORARILY CAP AND PROTECT PIPING IN PREPARATION FOR SHOTCRETE INSTALLATION. UTILITY STUBS INTO BASEMENT SHALL BE MAINTAINED AND/OR EXTENDED FOR FUTURE USE.

DEMOLITION LEGEND

- EXISTING PIPING TO REMAIN
- EXISTING PIPING TO BE REMOVED
- EXISTING DUCT/EQUIPMENT/FIXTURE TO REMAIN
- EXISTING DUCT/EQUIPMENT/FIXTURE TO BE REMOVED

NOTES:
1. REMOVE AND SALVAGE ITEMS AS NOTED ON PLANS.
2. ALL DUCTWORK DEMOLOTION TO BE PERFORMED BY OWNER.

KEY MAP

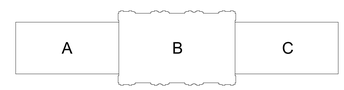

CRSA
ARCHITECTURE · PLANNING · INTERIORS
649 E SOUTH TEMPLE
SALT LAKE CITY, UT 84102
801.355.5915 · www.crsa-us.com

ARCHITECT		
CRSA	C/O ZACH HESLOP	
175 S. MAIN ST., STE. 300	zheslop@crsa-us.com	
SALT LAKE CITY, UT 84111	(801)746-4974	
STRUCTURAL ENGINEER		
REAVELEY ENGINEERS + ASSOC.	C/O JEROD JOHNSON	
675 EAST 500 SOUTH, SUITE 400	jjohnson@reaveley.com	
SALT LAKE CITY, UT 84102	(801) 486-3883	
MECHANICAL ENGINEER		
COLVIN ENGINEERING ASSOC.	C/O ALLEN EVANS	
505 E. SOUTH TEMPLE	aevans@cea-ut.com	
SALT LAKE CITY, UT 84102	(801) 322-2400	
ELECTRICAL ENGINEER		
SPECTRUM ENGINEERING	C/O MICHAEL FACKRELL	
324 STATE ST. STE. 400	michael.fackrell@speceng.com	
SALT LAKE CITY, UT 84102	(801) 328-5151	
CM/GC		
GRAMOLL CONSTRUCTION	C/O JIM GRAMOLL	
155 S 750 W	jim.gramoll@gramoll.com	
NORTH SALT LAKE, UT 84054	(801) 295-2341	

RIO GRANDE DEPOT SEISMIC UPGRADE

300 SOUTH RIO GRANDE STREET
SALT LAKE CITY, UT 84101

DFCM PROJECT #20229080

STAMP

ISSUE TYPE:		DATE:
BP-02		October 3, 2022
2	ADD 02	October 27, 2022

PROJECT NUMBER:	21-031
DRAWN BY:	EHW
CHECKED BY:	ARE

PHASE 2 BASEMENT OVERALL PLUMBING DEMO PLAN

2.PD100

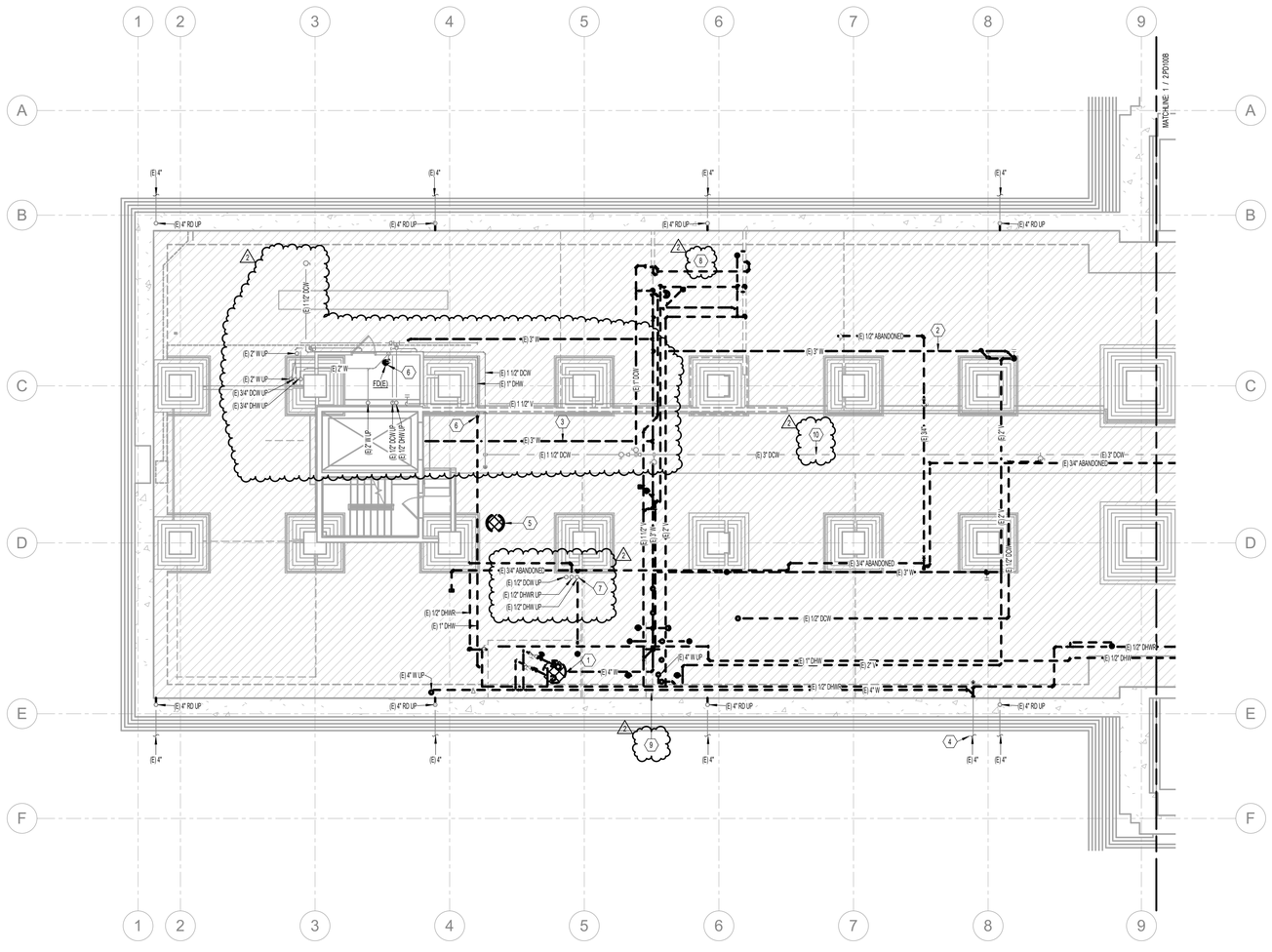

1 PHASE 2 BASEMENT PLUMBING DEMO PLAN AREA A

SCALE: 1/8" = 1'-0"

GENERAL NOTES

A. EXISTING DRAWINGS ARE BASED ON CASUAL (NON-INTRUSIVE) FIELD OBSERVATIONS AND PREVIOUS PROJECT RECORD DOCUMENTS. UPON DISCOVERY OF CONDITIONS NOT SHOWN OR IN CONFLICT WITH THESE DRAWINGS THAT AFFECT PROJECT BUDGET AND/OR SCHEDULE, CONTRACTOR SHALL IMMEDIATELY REPORT SUCH CONDITIONS TO THE ARCHITECT/ENGINEER IN WRITING FOR DIRECTION ON HOW TO PROCEED.

B. ITEMS SHOWN DARK AND DASHED SHALL BE DEMOLISHED.

C. ITEMS SHOWN LIGHT AND SHADED SHALL REMAIN.

D. THE BUILDING DOES CONTAIN ASBESTOS AND LEAD BASED PAINT IN VARIOUS BUILDING MATERIALS. ITEMS THAT CONTAIN ASBESTOS AND LEAD BASED PAINT ARE NOT TO BE REMOVED OR OTHERWISE DISTURBED. FOR FURTHER INFORMATION PLEASE CONTACT OWNER'S REPRESENTATIVE R & R ENVIRONMENTAL INC. AT 801-352-2380.

E. HAZARDOUS MATERIAL ABATEMENT TO BE COMPLETED BY OWNER. HAZARDOUS MATERIAL INVENTORY REPORT IS AVAILABLE FOR REFERENCE FROM THE OWNER. CONTRACTOR SHALL NOTIFY OWNER IMMEDIATELY IF SUSPECTED HAZARDOUS MATERIALS ARE ENCOUNTERED AND HAZARDOUS MATERIALS SHALL BE ABATED BY OWNER'S REPRESENTATIVE BEFORE PROCEEDING WITH SELECTIVE DEMOLITION.

F. EXISTING ROOF DRAIN LEADERS LOCATED IN EXTERIOR BUILDING WALLS SHALL REMAIN INTACT THROUGHOUT DEMOLITION. DURING NEW CONSTRUCTION, EXISTING LEADERS SHALL BE ABANDONDED IN PLACE AND REPLACED WITH NEW.

G. DEMO BASEMENT LEVEL PLUMBING PIPING BACK TO SOURCE/BUILDING ENTRY POINT. TEMPORARILY CAP AND PROTECT PIPING IN PREPARATION FOR SHOTCRETE INSTALLATION. UTILITY STUBS INTO BASEMENT SHALL BE MAINTAINED AND/OR EXTENDED FOR FUTURE USE.

KEYNOTES

1	REMOVE EXISTING LIFT STATION.
2	REMOVE EXISTING UNDERGROUND PLUMBING LINE.
3	PRESUMED SIZE AND ROUTING OF ELEVATOR PIT DRAIN, VERIFY IN FIELD.
4	EXISTING SANITARY BUILDING DRAIN TO REMAIN. TEMPORARILY CAP AND PROTECT PIPING IN PREPARATION FOR SHOTCRETE INSTALLATION.
5	REMOVE EXISTING SUMP.
6	DEMO EXISTING DHW PIPING TO THIS POINT ON EAST SIDE OF CORRIDOR WALL. TEMPORARILY CAP PIPING FOR FUTURE RECONNECTION.
7	TEMPORARILY CAP EXISTING WATER LINES IN BASEMENT FOR FUTURE RECONNECTION.
8	DEMO REMAINING OVERHEAD AND UNDERSLAB PLUMBING LINES SERVING FIXTURES REMOVED FROM THIS SPACE.
9	DEMO EXISTING WATER AND WASTE PIPING IN BASEMENT SERVING RESTROOM ABOVE.
10	EXISTING OVERHEAD WATER MAIN IN BASEMENT CORRIDOR TO REMAIN.

DEMOLITION LEGEND

- EXISTING PIPING TO REMAIN
- EXISTING PIPING TO BE REMOVED
- EXISTING DUCT/EQUIPMENT/FIXTURE TO REMAIN
- EXISTING DUCT/EQUIPMENT/FIXTURE TO BE REMOVED

NOTES:
1. REMOVE AND SALVAGE ITEMS AS NOTED ON PLANS.
2. ALL DUCTWORK DEMOLOTION TO BE PERFORMED BY OWNER.

KEY MAP

A | B | C

CRSA

ARCHITECTURE · PLANNING · INTERIORS

649 E SOUTH TEMPLE
SALT LAKE CITY, UT 84102
801.355.5915 · www.crsa-us.com

ARCHITECT
CRSA
175 S. MAIN ST., STE. 300
SALT LAKE CITY, UT 84111
C/O ZACH HESLOP
zheslop@crsa-us.com
(801)746-4974

STRUCTURAL ENGINEER
REAVELEY ENGINEERS + ASSOC.
675 EAST 500 SOUTH, SUITE 400
SALT LAKE CITY, UT 84102
C/O JEROD JOHNSON
jjohnson@reaveley.com
(801) 486-3883

MECHANICAL ENGINEER
COLVIN ENGINEERING ASSOC.
505 E. SOUTH TEMPLE
SALT LAKE CITY, UT 84102
C/O ALLEN EVANS
aevans@cea-ut.com
(801) 322-2400

ELECTRICAL ENGINEER
SPECTRUM ENGINEERING
324 STATE ST. STE. 400
SALT LAKE CITY, UT 84102
C/O MICHAEL FACKRELL
michael.fackrell@speceng.com
(801) 328-5151

CM/GC
GRAMOLL CONSTRUCTION
155 S 750 W
NORTH SALT LAKE, UT 84054
C/O JIM GRAMOLL
jim.gramoll@gramoll.com
(801) 295-2341

RIO GRANDE DEPOT SEISMIC UPGRADE

300 SOUTH RIO GRANDE STREET
SALT LAKE CITY, UT 84101

DFCM PROJECT #20229080

STAMP

ISSUE TYPE:	DATE:
BP-02	October 3, 2022
2 ADD 02	October 27, 2022

PROJECT NUMBER:	21-031
DRAWN BY:	EHW
CHECKED BY:	ARE

PHASE 2 BASEMENT PLUMBING DEMO PLAN AREA A

2.PD100A

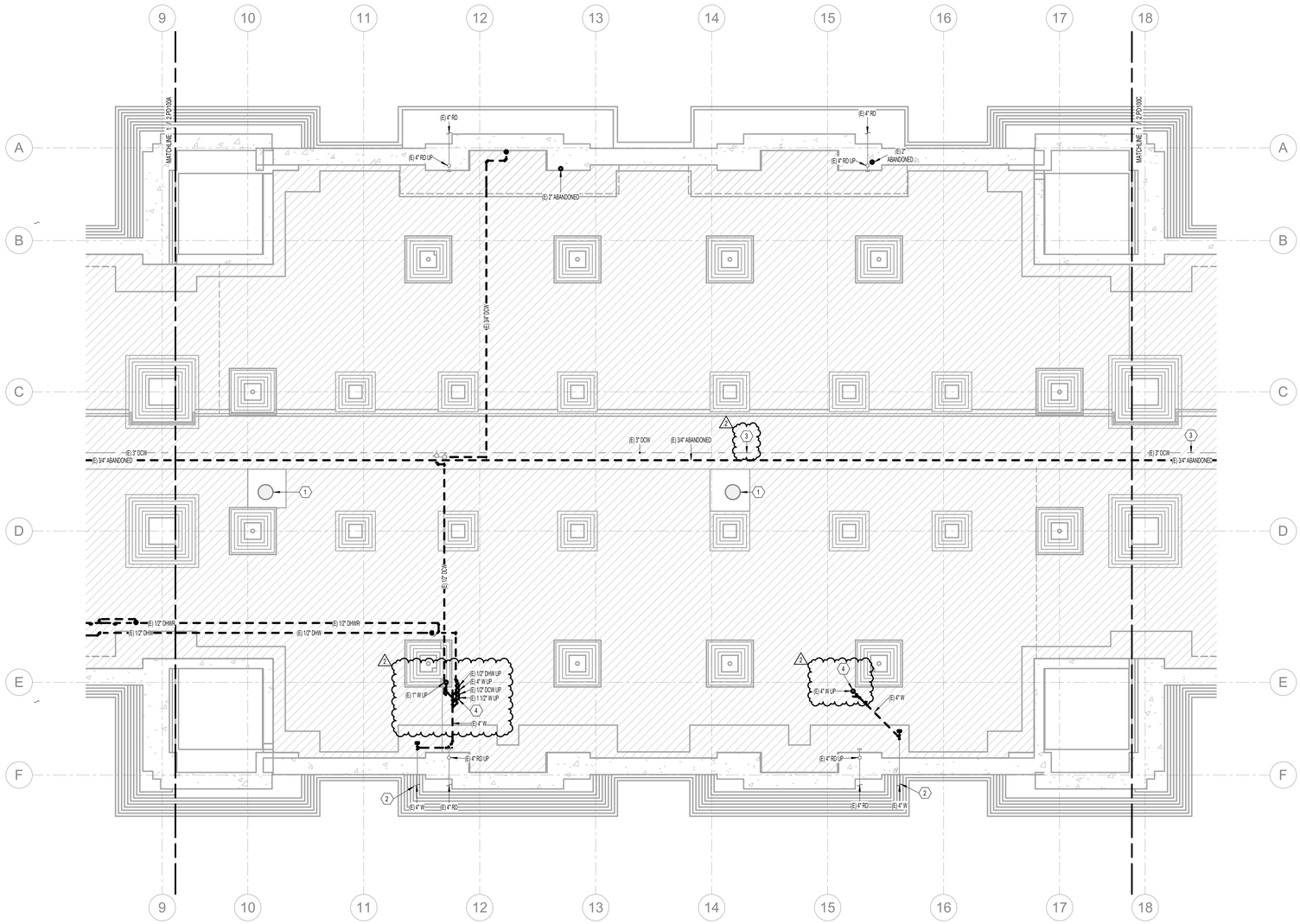

1 PHASE 2 BASEMENT PLUMBING DEMO PLAN AREA B

SCALE: 1/8" = 1'-0"

GENERAL NOTES

A. EXISTING DRAWINGS ARE BASED ON CASUAL (NON-INTRUSIVE) FIELD OBSERVATIONS AND PREVIOUS PROJECT RECORD DOCUMENTS. UPON DISCOVERY OF CONDITIONS NOT SHOWN OR IN CONFLICT WITH THESE DRAWINGS THAT AFFECT PROJECT BUDGET AND/OR SCHEDULE, CONTRACTOR SHALL IMMEDIATELY REPORT SUCH CONDITIONS TO THE ARCHITECT/ENGINEER IN WRITING FOR DIRECTION ON HOW TO PROCEED.

B. ITEMS SHOWN DARK AND DASHED SHALL BE DEMOLISHED.

C. ITEMS SHOWN LIGHT AND SHADED SHALL REMAIN.

D. THE BUILDING DOES CONTAIN ASBESTOS AND LEAD BASED PAINT IN VARIOUS BUILDING MATERIALS. ITEMS THAT CONTAIN ASBESTOS AND LEAD BASED PAINT ARE NOT TO BE REMOVED OR OTHERWISE DISTURBED. FOR FURTHER INFORMATION PLEASE CONTACT OWNER'S REPRESENTATIVE R & R ENVIRONMENTAL INC. AT 801-352-2380.

E. HAZARDOUS MATERIAL ABATEMENT TO BE COMPLETED BY OWNER. HAZARDOUS MATERIAL INVENTORY REPORT IS AVAILABLE FOR REFERENCE FROM THE OWNER. CONTRACTOR SHALL NOTIFY OWNER IMMEDIATELY IF SUSPECTED HAZARDOUS MATERIALS ARE ENCOUNTERED AND HAZARDOUS MATERIALS SHALL BE ABATED BY OWNER'S REPRESENTATIVE BEFORE PROCEEDING WITH SELECTIVE DEMOLITION.

F. EXISTING ROOF DRAIN LEADERS LOCATED IN EXTERIOR BUILDING WALLS SHALL REMAIN INTACT THROUGHOUT DEMOLITION. DURING NEW CONSTRUCTION, EXISTING LEADERS SHALL BE ABANDONDED IN PLACE AND REPLACED WITH NEW.

G. DEMO BASEMENT LEVEL PLUMBING PIPING BACK TO SOURCE/BUILDING ENTRY POINT. TEMPORARILY CAP AND PROTECT PIPING IN PREPARATION FOR SHOTCRETE INSTALLATION. UTILITY STUBS INTO BASEMENT SHALL BE MAINTAINED AND/OR EXTENDED FOR FUTURE USE.

KEYNOTES

1	EXISTING SUMP TO REMAIN.
2	EXISTING SANITARY BUILDING DRAIN TO REMAIN. TEMPORARILY CAP AND PROTECT PIPING IN PREPARATION FOR SHOTCRETE INSTALLATION.
3	EXISTING OVERHEAD WATER MAIN IN BASEMENT CORRIDOR TO REMAIN.
4	REMOVE EXISTING PIPING UP FROM BASEMENT LEVEL.

DEMOLITION LEGEND

- EXISTING PIPING TO REMAIN
- EXISTING PIPING TO BE REMOVED
- EXISTING DUCT/EQUIPMENT/FIXTURE TO REMAIN
- EXISTING DUCT/EQUIPMENT/FIXTURE TO BE REMOVED

NOTES:
1. REMOVE AND SALVAGE ITEMS AS NOTED ON PLANS.
2. ALL DUCTWORK DEMOLOTION TO BE PERFORMED BY OWNER.

KEY MAP

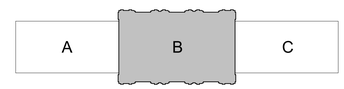

CRSA
ARCHITECTURE · PLANNING · INTERIORS
649 E SOUTH TEMPLE
SALT LAKE CITY, UT 84102
801.355.5915 · www.crsa-us.com

ARCHITECT
CRSA — C/O ZACH HESLOP
175 S. MAIN ST., STE. 300 — zheslop@crsa-us.com
SALT LAKE CITY, UT 84111 — (801)746-4974

STRUCTURAL ENGINEER
REAVELEY ENGINEERS + ASSOC. — C/O JEROD JOHNSON
675 EAST 500 SOUTH, SUITE 400 — jjohnson@reaveley.com
SALT LAKE CITY, UT 84102 — (801) 486-3883

MECHANICAL ENGINEER
COLVIN ENGINEERING ASSOC. — C/O ALLEN EVANS
505 E. SOUTH TEMPLE — aevans@cea-ut.com
SALT LAKE CITY, UT 84102 — (801) 322-2400

ELECTRICAL ENGINEER
SPECTRUM ENGINEERING — C/O MICHAEL FACKRELL
324 STATE ST. STE. 400 — michael.fackrell@speceng.com
SALT LAKE CITY, UT 84102 — (801) 328-5151

CM/GC
GRAMOLL CONSTRUCTION — C/O JIM GRAMOLL
155 S 750 W — jim.gramoll@gramoll.com
NORTH SALT LAKE, UT 84054 — (801) 295-2341

RIO GRANDE DEPOT SEISMIC UPGRADE

300 SOUTH RIO GRANDE STREET
SALT LAKE CITY, UT 84101

DFCM PROJECT #20229080

STAMP

ISSUE TYPE:		DATE:
BP-02		October 3, 2022
2	ADD 02	October 27, 2022

PROJECT NUMBER:	21-031
DRAWN BY:	EHW
CHECKED BY:	ARE

PHASE 2 BASEMENT PLUMBING DEMO PLAN AREA B

2.PD100B

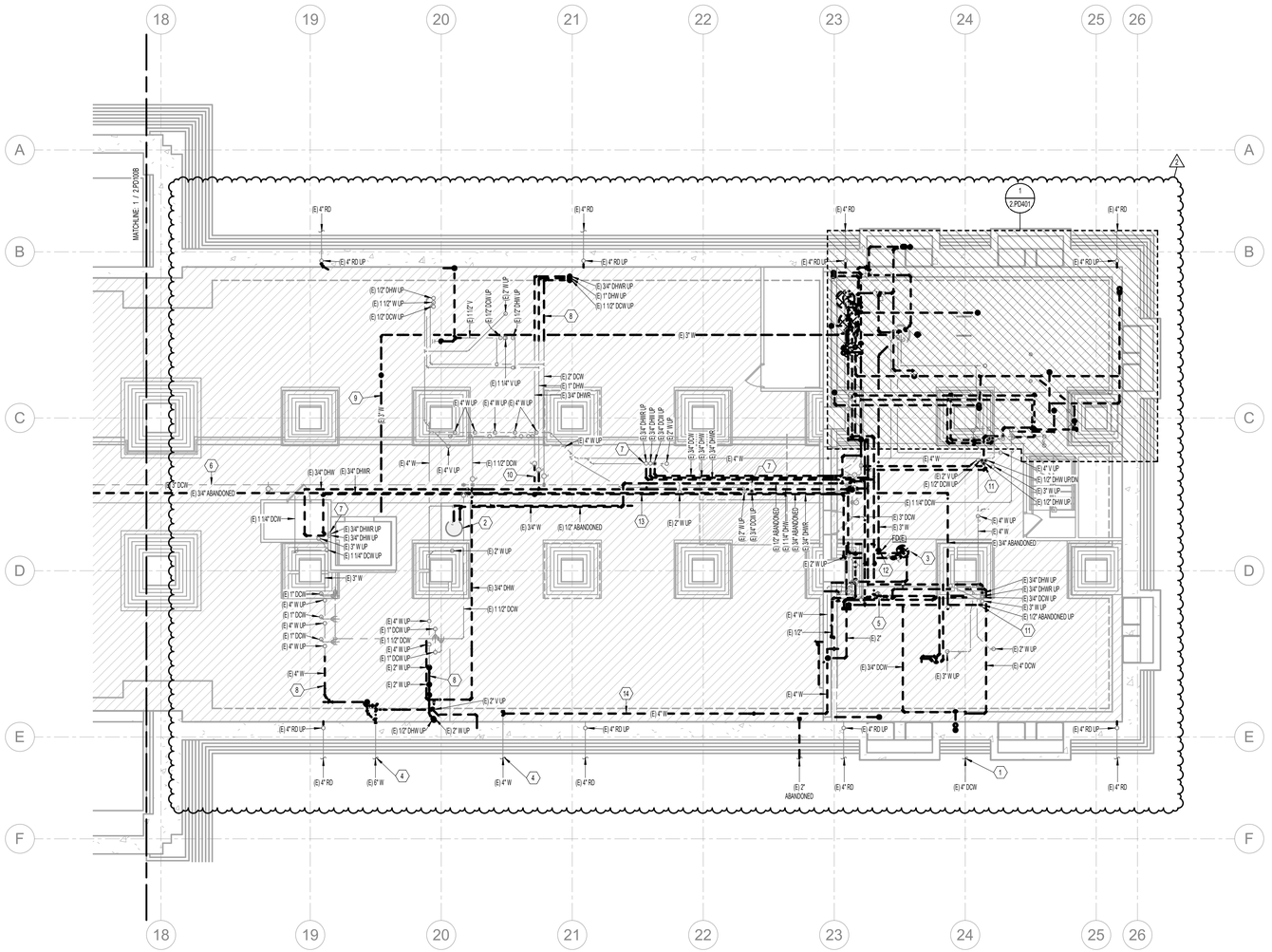

1 PHASE 2 BASEMENT PLUMBING DEMO PLAN AREA C

SCALE: 1/8" = 1'-0"

12" 0" 8" 16" 32"

GENERAL NOTES

A. EXISTING DRAWINGS ARE BASED ON CASUAL (NON-INTRUSIVE) FIELD OBSERVATIONS AND PREVIOUS PROJECT RECORD DOCUMENTS. UPON DISCOVERY OF CONDITIONS NOT SHOWN OR IN CONFLICT WITH THESE DRAWINGS THAT AFFECT PROJECT BUDGET AND/OR SCHEDULE, CONTRACTOR SHALL IMMEDIATELY REPORT SUCH CONDITIONS TO THE ARCHITECT/ENGINEER IN WRITING FOR DIRECTION ON HOW TO PROCEED.

B. ITEMS SHOWN DARK AND DASHED SHALL BE DEMOLISHED.

C. ITEMS SHOWN LIGHT AND SHADED SHALL REMAIN.

D. THE BUILDING DOES CONTAIN ASBESTOS AND LEAD BASED PAINT IN VARIOUS BUILDING MATERIALS. ITEMS THAT CONTAIN ASBESTOS AND LEAD BASED PAINT ARE NOT TO BE REMOVED OR OTHERWISE DISTURBED. FOR FURTHER INFORMATION PLEASE CONTACT OWNER'S REPRESENTATIVE R & R ENVIRONMENTAL INC. AT 801-352-2380.

E. HAZARDOUS MATERIAL ABATEMENT TO BE COMPLETED BY OWNER. HAZARDOUS MATERIAL INVENTORY REPORT IS AVAILABLE FOR REFERENCE FROM THE OWNER. CONTRACTOR SHALL NOTIFY OWNER IMMEDIATELY IF SUSPECTED HAZARDOUS MATERIALS ARE ENCOUNTERED AND HAZARDOUS MATERIALS SHALL BE ABATED BY OWNER'S REPRESENTATIVE BEFORE PROCEEDING WITH SELECTIVE DEMOLITION.

F. EXISTING ROOF DRAIN LEADERS LOCATED IN EXTERIOR BUILDING WALLS SHALL REMAIN INTACT THROUGHOUT DEMOLITION. DURING NEW CONSTRUCTION, EXISTING LEADERS SHALL BE ABANDONDED IN PLACE AND REPLACED WITH NEW.

G. DEMO BASEMENT LEVEL PLUMBING PIPING BACK TO SOURCE/BUILDING ENTRY POINT. TEMPORARILY CAP AND PROTECT PIPING IN PREPARATION FOR SHOTCRETE INSTALLATION. UTILITY STUBS INTO BASEMENT SHALL BE MAINTAINED AND/OR EXTENDED FOR FUTURE USE.

KEYNOTES

1	4" DOMESTIC WATER ENTRY INTO BASEMENT TO REMAIN. CAP AND PROTECT LINE FOR FUTURE EXTENSION.
2	EXISTING SUMP TO REMAIN.
3	REMOVE EXISTING WATER HEATER. DEMO UTILITIES BACK TO NEAREST ISOLATION VALVE AND CAP.
4	EXISTING SANITARY BUILDING DRAIN TO REMAIN. TEMPORARILY CAP AND PROTECT PIPING IN PREPARATION FOR SHOTCRETE INSTALLATION.
5	REMOVE EXISTING FRAME-MOUNTED DOMESTIC WATER PRV STATION AND SALVAGE FOR REINSTALLATIONL
6	EXISTING OVERHEAD WATER MAIN IN BASEMENT CORRIDOR TO REMAIN.
7	TEMPORARILY CAP EXISTING WATER LINES IN BASEMENT FOR FUTURE RECONNECTION.
8	REMOVE PLUMBING PIPE WITHIN 10'-0" OF EXTERIOR WALL.
9	PRESUMED SIZE AND ROUTING OF ELEVATOR PIT DRAIN, VERIFY IN FIELD.
10	REMOVE DHW AND DHWR PIPING UP FROM MAINS TO EXISTING ISOLATION VALVE.
11	CAP EXISTING WATER LINES IN BASEMENT TO ABANDON IN PLACE.
12	DEMO EXISTING FLOOR DRAIN AND ASSOCIATED UNDERGROUND WASTE PIPING.
13	DEMO EXISTING OVERHEAD DHW, DHWR, AND ABANDONED PIPING MAINS IN BASEMENT CORRIDOR. DHW AND DHWR LINES TO REMAIN SHALL BE TEMPORARILY CAPPED FOR FUTURE RECONNECTION.
14	REMOVE EXISTING PLUMBING PIPING WITHIN 10'-0" OF EXTERIOR WALL.

DEMOLITION LEGEND

- EXISTING PIPING TO REMAIN
- EXISTING PIPING TO BE REMOVED
- EXISTING DUCT/EQUIPMENT/FIXTURE TO REMAIN
- EXISTING DUCT/EQUIPMENT/FIXTURE TO BE REMOVED

NOTES:
1. REMOVE AND SALVAGE ITEMS AS NOTED ON PLANS.
2. ALL DUCTWORK DEMOLOTION TO BE PERFORMED BY OWNER.

KEY MAP

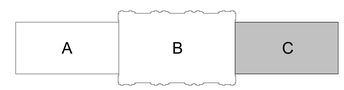

CRSA

ARCHITECTURE · PLANNING · INTERIORS
649 E SOUTH TEMPLE
SALT LAKE CITY, UT 84102
801.355.5915 · www.crsa-us.com

ARCHITECT
CRSA — C/O ZACH HESLOP
175 S. MAIN ST., STE. 300 — zheslop@crsa-us.com
SALT LAKE CITY, UT 84111 — (801)746-4974

STRUCTURAL ENGINEER
REAVELEY ENGINEERS + ASSOC. — C/O JEROD JOHNSON
675 EAST 500 SOUTH, SUITE 400 — jjohnson@reaveley.com
SALT LAKE CITY, UT 84102 — (801) 486-3883

MECHANICAL ENGINEER
COLVIN ENGINEERING ASSOC. — C/O ALLEN EVANS
505 E. SOUTH TEMPLE — aevans@cea-ut.com
SALT LAKE CITY, UT 84102 — (801) 322-2400

ELECTRICAL ENGINEER
SPECTRUM ENGINEERING — C/O MICHAEL FACKRELL
324 STATE ST. STE. 400 — michael.fackrell@speceng.com
SALT LAKE CITY, UT 84102 — (801) 328-5151

CM/GC
GRAMOLL CONSTRUCTION — C/O JIM GRAMOLL
155 S 750 W — jim.gramoll@gramoll.com
NORTH SALT LAKE, UT 84054 — (801) 295-2341

RIO GRANDE DEPOT SEISMIC UPGRADE

300 SOUTH RIO GRANDE STREET
SALT LAKE CITY, UT 84101

DFCM PROJECT #20229080

STAMP

ISSUE TYPE:	DATE:
BP-02	October 3, 2022
2 ADD 02	October 27, 2022

PROJECT NUMBER:	21-031
DRAWN BY:	EHW
CHECKED BY:	ARE

PHASE 2 BASEMENT PLUMBING DEMO PLAN AREA C

2.PD100C

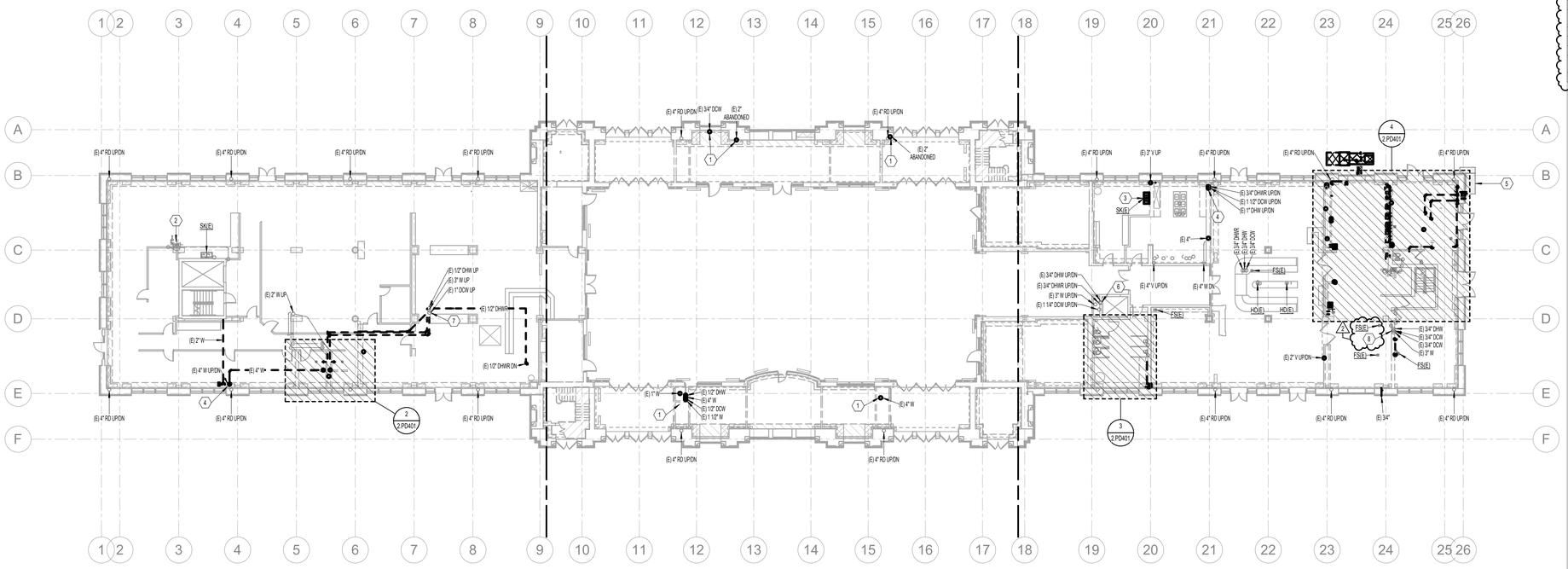

1 PHASE 2 MAIN LEVEL OVERALL PLUMBING DEMO PLAN

GENERAL NOTES

A. EXISTING DRAWINGS ARE BASED ON CASUAL (NON-INTRUSIVE) FIELD OBSERVATIONS AND PREVIOUS PROJECT RECORD DOCUMENTS. UPON DISCOVERY OF CONDITIONS NOT SHOWN OR IN CONFLICT WITH THESE DRAWINGS THAT AFFECT PROJECT BUDGET AND/OR SCHEDULE, CONTRACTOR SHALL IMMEDIATELY REPORT SUCH CONDITIONS TO THE ARCHITECT/ENGINEER IN WRITING FOR DIRECTION ON HOW TO PROCEED.

B. ITEMS SHOWN DARK AND DASHED SHALL BE DEMOLISHED.

C. ITEMS SHOWN LIGHT AND SHADED SHALL REMAIN.

D. THE BUILDING DOES CONTAIN ASBESTOS AND LEAD BASED PAINT IN VARIOUS BUILDING MATERIALS. ITEMS THAT CONTAIN ASBESTOS AND LEAD BASED PAINT ARE NOT TO BE REMOVED OR OTHERWISE DISTURBED. FOR FURTHER INFORMATION PLEASE CONTACT OWNER'S REPRESENTATIVE R & R ENVIRONMENTAL INC. AT 801-352-2380.

E. HAZARDOUS MATERIAL ABATEMENT TO BE COMPLETED BY OWNER. HAZARDOUS MATERIAL INVENTORY REPORT IS AVAILABLE FOR REFERENCE FROM THE OWNER. CONTRACTOR SHALL NOTIFY OWNER IMMEDIATELY IF SUSPECTED HAZARDOUS MATERIALS ARE ENCOUNTERED AND HAZARDOUS MATERIALS SHALL BE ABATED BY OWNER'S REPRESENTATIVE BEFORE PROCEEDING WITH SELECTIVE DEMOLITION.

F. EXISTING ROOF DRAIN LEADERS LOCATED IN EXTERIOR BUILDING WALLS SHALL REMAIN INTACT THROUGHOUT DEMOLITION. DURING NEW CONSTRUCTION, EXISTING LEADERS SHALL BE ABANDONDED IN PLACE AND REPLACED WITH NEW.

G. DEMO BASEMENT LEVEL PLUMBING PIPING BACK TO SOURCE/BUILDING ENTRY POINT. TEMPORARILY CAP AND PROTECT PIPING IN PREPARATION FOR SHOTCRETE INSTALLATION. UTILITY STUBS INTO BASEMENT SHALL BE MAINTAINED AND/OR EXTENDED FOR FUTURE USE.

KEYNOTES

1	REMOVE EXISTING PIPING UP FROM BASEMENT LEVEL.
2	EXISTING SAFETY SHOWER AND MIXING VALVE TO REMAIN.
3	REMOVE EXISTING PLUMBING FIXTURE. DEMO UTILITIES BACK TO NEAREST ACCESSIBLE ISOLATION VALVE AND CAP. VERIFY EXACT LOCATION IN FIELD.
4	REMOVE EXISTING PLUMBING PIPING WITHIN 10'-0" OF EXTERIOR WALL.
5	EXISTING NATURAL GAS METER SET, WITH DUAL METERS TO REMAIN.
6	PIPE RISERS FROM BASEMENT UP TO ATTIC TO REMAIN.
7	PLUMBING PIPING UP TO SERVE MOP/SERVICE SINK ON LEVEL ABOVE. TEMPORARILY CAP FOR FUTURE RECONNECTION.
8	CAP EXISTING WATER LINES IN BASEMENT TO ABANDON IN PLACE.

DEMOLITION LEGEND

- EXISTING PIPING TO REMAIN
- EXISTING PIPING TO BE REMOVED
- EXISTING DUCT/EQUIPMENT/FIXTURE TO REMAIN
- EXISTING DUCT/EQUIPMENT/FIXTURE TO BE REMOVED

NOTES:
1. REMOVE AND SALVAGE ITEMS AS NOTED ON PLANS.
2. ALL DUCTWORK DEMOLOTION TO BE PERFORMED BY OWNER.

KEY MAP



CRSA
ARCHITECTURE · PLANNING · INTERIORS
649 E SOUTH TEMPLE
SALT LAKE CITY, UT 84102
801.355.5915 · www.crsa-us.com

ARCHITECT
CRSA — C/O ZACH HESLOP
175 S. MAIN ST., STE. 300 — zheslop@crsa-us.com
SALT LAKE CITY, UT 84111 — (801)746-4974

STRUCTURAL ENGINEER
REAVELEY ENGINEERS + ASSOC. — C/O JEROD JOHNSON
675 EAST 500 SOUTH, SUITE 400 — jjohnson@reaveley.com
SALT LAKE CITY, UT 84102 — (801) 486-3883

MECHANICAL ENGINEER
COLVIN ENGINEERING ASSOC. — C/O ALLEN EVANS
505 E. SOUTH TEMPLE — aevans@cea-ut.com
SALT LAKE CITY, UT 84102 — (801) 322-2400

ELECTRICAL ENGINEER
SPECTRUM ENGINEERING — C/O MICHAEL FACKRELL
324 STATE ST. STE. 400 — michael.fackrell@speceng.com
SALT LAKE CITY, UT 84102 — (801) 328-5151

CM/GC
GRAMOLL CONSTRUCTION — C/O JIM GRAMOLL
155 S 750 W — jim.gramoll@gramoll.com
NORTH SALT LAKE, UT 84054 — (801) 295-2341

RIO GRANDE DEPOT SEISMIC UPGRADE

300 SOUTH RIO GRANDE STREET
SALT LAKE CITY, UT 84101

DFCM PROJECT #20229080

STAMP

ISSUE TYPE:	DATE:
BP-02	October 3, 2022
2 ADD 02	October 27, 2022

PROJECT NUMBER:	21-031
DRAWN BY:	EHW
CHECKED BY:	ARE

PHASE 2 MAIN LEVEL OVERALL PLUMBING DEMO PLAN

2.PD101

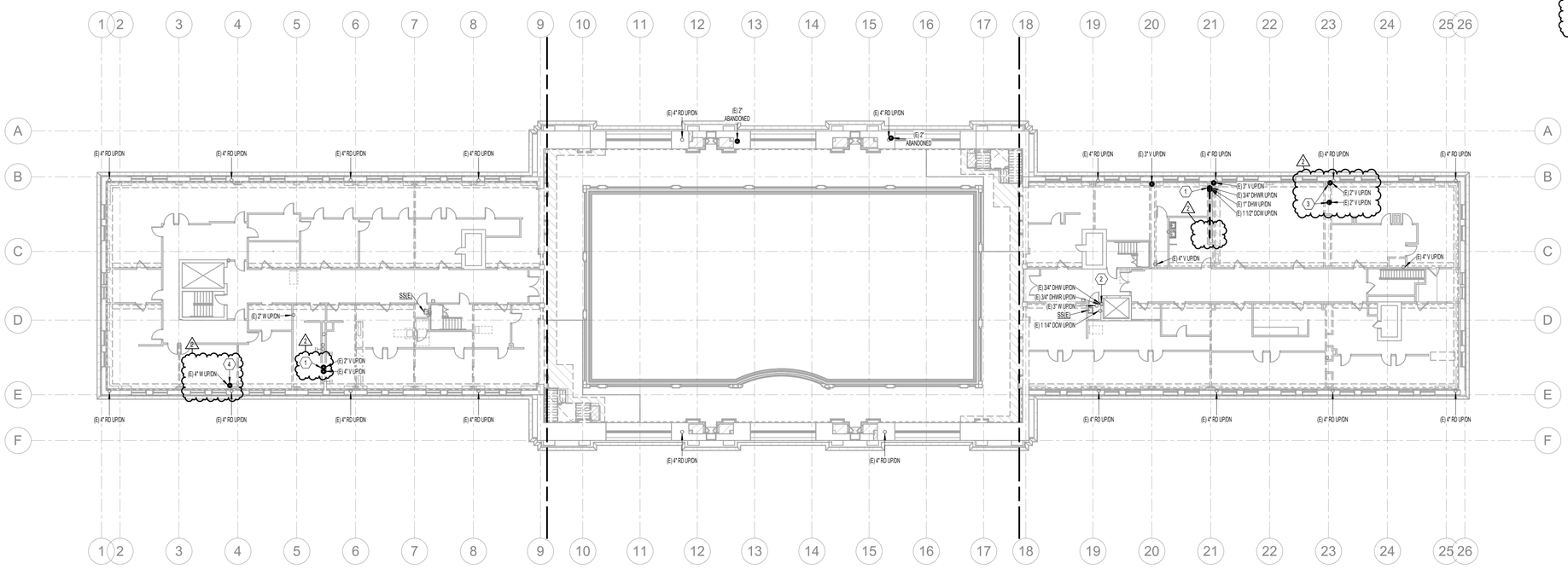

1 PHASE 2 UPPER LEVEL OVERALL PLUMBING DEMO PLAN

SCALE: 1/16" = 1'-0"

12' 0' 8' 16' 32'

GENERAL NOTES

A. EXISTING DRAWINGS ARE BASED ON CASUAL (NON-INTRUSIVE) FIELD OBSERVATIONS AND PREVIOUS PROJECT RECORD DOCUMENTS. UPON DISCOVERY OF CONDITIONS NOT SHOWN OR IN CONFLICT WITH THESE DRAWINGS THAT AFFECT PROJECT BUDGET AND/OR SCHEDULE, CONTRACTOR SHALL IMMEDIATELY REPORT SUCH CONDITIONS TO THE ARCHITECT/ENGINEER IN WRITING FOR DIRECTION ON HOW TO PROCEED.

B. ITEMS SHOWN DARK AND DASHED SHALL BE DEMOLISHED.

C. ITEMS SHOWN LIGHT AND SHADED SHALL REMAIN.

D. THE BUILDING DOES CONTAIN ASBESTOS AND LEAD BASED PAINT IN VARIOUS BUILDING MATERIALS. ITEMS THAT CONTAIN ASBESTOS AND LEAD BASED PAINT ARE NOT TO BE REMOVED OR OTHERWISE DISTURBED. FOR FURTHER INFORMATION PLEASE CONTACT OWNER'S REPRESENTATIVE R & R ENVIRONMENTAL INC. AT 801-352-2380.

E. HAZARDOUS MATERIAL ABATEMENT TO BE COMPLETED BY OWNER. HAZARDOUS MATERIAL INVENTORY REPORT IS AVAILABLE FOR REFERENCE FROM THE OWNER. CONTRACTOR SHALL NOTIFY OWNER IMMEDIATELY IF SUSPECTED HAZARDOUS MATERIALS ARE ENCOUNTERED AND HAZARDOUS MATERIALS SHALL BE ABATED BY OWNER'S REPRESENTATIVE BEFORE PROCEEDING WITH SELECTIVE DEMOLITION.

F. EXISTING ROOF DRAIN LEADERS LOCATED IN EXTERIOR BUILDING WALLS SHALL REMAIN INTACT THROUGHOUT DEMOLITION. DURING NEW CONSTRUCTION, EXISTING LEADERS SHALL BE ABANDONDED IN PLACE AND REPLACED WITH NEW.

G. DEMO BASEMENT LEVEL PLUMBING PIPING BACK TO SOURCE/BUILDING ENTRY POINT. TEMPORARILY CAP AND PROTECT PIPING IN PREPARATION FOR SHOTCRETE INSTALLATION. UTILITY STUBS INTO BASEMENT SHALL BE MAINTAINED AND/OR EXTENDED FOR FUTURE USE.

KEYNOTES

1	DEMO EXISTING PLUMBING PIPING WITHIN CHASE.
2	PIPE RISERS FROM BASEMENT UP TO ATTIC TO REMAIN.
3	DEMO EXISTING PLUMBING PIPING IN WALL BEING REMOVED.
4	REMOVE PLUMBING PIPE WITHIN 10'-0" OF EXTERIOR WALL.

DEMOLITION LEGEND

- EXISTING PIPING TO REMAIN
- EXISTING PIPING TO BE REMOVED
- EXISTING DUCT/EQUIPMENT/FIXTURE TO REMAIN
- EXISTING DUCT/EQUIPMENT/FIXTURE TO BE REMOVED

NOTES:
1. REMOVE AND SALVAGE ITEMS AS NOTED ON PLANS.
2. ALL DUCTWORK DEMOLOTION TO BE PERFORMED BY OWNER.

KEY MAP

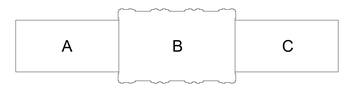

CRSA
ARCHITECTURE · PLANNING · INTERIORS
649 E SOUTH TEMPLE
SALT LAKE CITY, UT 84102
801.355.5915 · www.crsa-us.com

ARCHITECT	
CRSA 175 S. MAIN ST., STE. 300 SALT LAKE CITY, UT 84111	C/O ZACH HESLOP zheslop@crsa-us.com (801)746-4974
STRUCTURAL ENGINEER	
REAVELEY ENGINEERS + ASSOC. 675 EAST 500 SOUTH, SUITE 400 SALT LAKE CITY, UT 84102	C/O JEROD JOHNSON jjohnson@reaveley.com (801) 486-3883
MECHANICAL ENGINEER	
COLVIN ENGINEERING ASSOC. 505 E. SOUTH TEMPLE SALT LAKE CITY, UT 84102	C/O ALLEN EVANS aevans@cea-ut.com (801) 322-2400
ELECTRICAL ENGINEER	
SPECTRUM ENGINEERING 324 STATE ST. STE. 400 SALT LAKE CITY, UT 84102	C/O MICHAEL FACKRELL michael.fackrell@speceng.com (801) 328-5151
CM/GC	
GRAMOLL CONSTRUCTION 155 S 750 W NORTH SALT LAKE, UT 84054	C/O JIM GRAMOLL jim.gramoll@gramoll.com (801) 295-2341

RIO GRANDE DEPOT SEISMIC UPGRADE

300 SOUTH RIO GRANDE STREET
SALT LAKE CITY, UT 84101

DFCM PROJECT #20229080

STAMP

ISSUE TYPE:	DATE:
BP-02	October 3, 2022
2 ADD 02	October 27, 2022

PROJECT NUMBER:	21-031
DRAWN BY:	EHW
CHECKED BY:	ARE

PHASE 2 UPPER LEVEL OVERALL PLUMBING DEMO PLAN

2.PD102

2022 CRSA Inc. Document Name: Rio Grande Depot Seismic Upgrade Modified 2022-09-28 Modified by: Eliza Hall

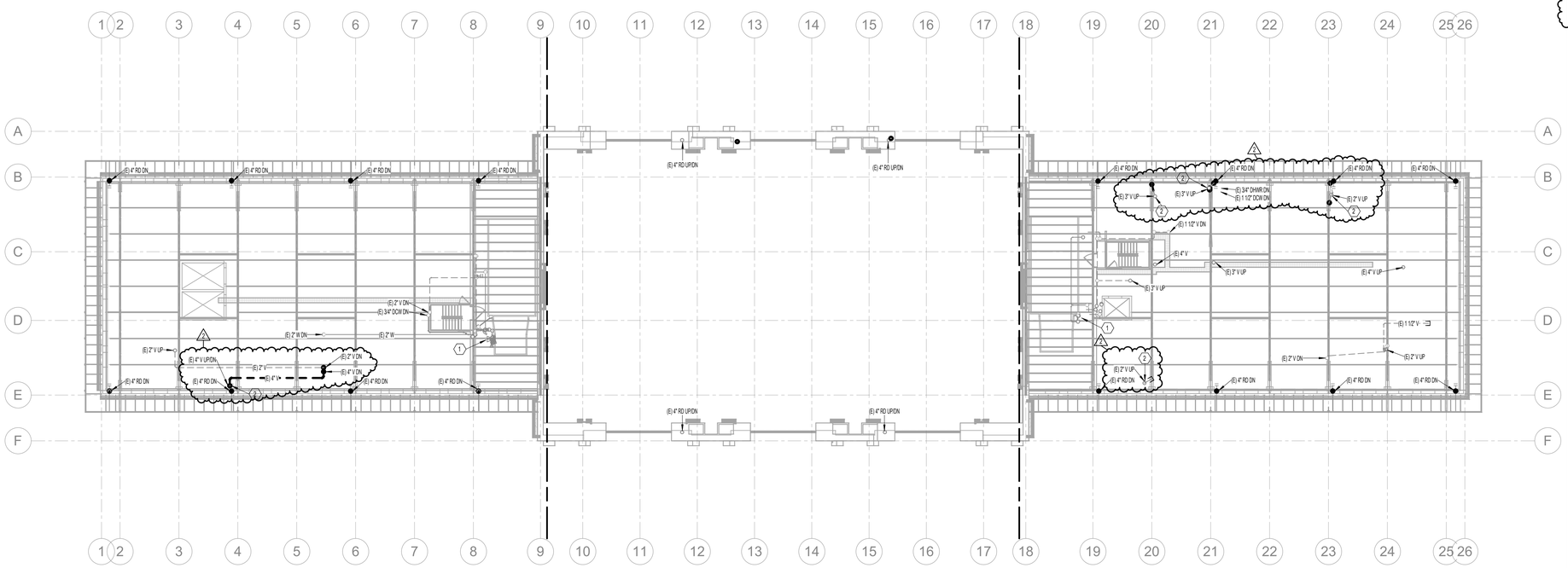

1 PHASE 2 ATTIC OVERALL PLUMBING DEMO PLAN

SCALE: 1/16" = 1'-0"

12" 0" 8" 16" 32"

GENERAL NOTES

A. EXISTING DRAWINGS ARE BASED ON CASUAL (NON-INTRUSIVE) FIELD OBSERVATIONS AND PREVIOUS PROJECT RECORD DOCUMENTS. UPON DISCOVERY OF CONDITIONS NOT SHOWN OR IN CONFLICT WITH THESE DRAWINGS THAT AFFECT PROJECT BUDGET AND/OR SCHEDULE, CONTRACTOR SHALL IMMEDIATELY REPORT SUCH CONDITIONS TO THE ARCHITECT/ENGINEER IN WRITING FOR DIRECTION ON HOW TO PROCEED.

B. ITEMS SHOWN DARK AND DASHED SHALL BE DEMOLISHED.

C. ITEMS SHOWN LIGHT AND SHADED SHALL REMAIN.

D. THE BUILDING DOES CONTAIN ASBESTOS AND LEAD BASED PAINT IN VARIOUS BUILDING MATERIALS. ITEMS THAT CONTAIN ASBESTOS AND LEAD BASED PAINT ARE NOT TO BE REMOVED OR OTHERWISE DISTURBED. FOR FURTHER INFORMATION PLEASE CONTACT OWNER'S REPRESENTATIVE R & R ENVIRONMENTAL INC. AT 801-352-2380.

E. HAZARDOUS MATERIAL ABATEMENT TO BE COMPLETED BY OWNER. HAZARDOUS MATERIAL INVENTORY REPORT IS AVAILABLE FOR REFERENCE FROM THE OWNER. CONTRACTOR SHALL NOTIFY OWNER IMMEDIATELY IF SUSPECTED HAZARDOUS MATERIALS ARE ENCOUNTERED AND HAZARDOUS MATERIALS SHALL BE ABATED BY OWNER'S REPRESENTATIVE BEFORE PROCEEDING WITH SELECTIVE DEMOLITION.

F. EXISTING ROOF DRAIN LEADERS LOCATED IN EXTERIOR BUILDING WALLS SHALL REMAIN INTACT THROUGHOUT DEMOLITION. DURING NEW CONSTRUCTION, EXISTING LEADERS SHALL BE ABANDONDED IN PLACE AND REPLACED WITH NEW.

G. DEMO BASEMENT LEVEL PLUMBING PIPING BACK TO SOURCE/BUILDING ENTRY POINT. TEMPORARILY CAP AND PROTECT PIPING IN PREPARATION FOR SHOTCRETE INSTALLATION. UTILITY STUBS INTO BASEMENT SHALL BE MAINTAINED AND/OR EXTENDED FOR FUTURE USE.

KEYNOTES

1	DOMESTIC COLD WATER FOR HVAC MAKE-UP WATER SUPPLY TO REMAIN.
2	EXISTING VENT THROUGH ROOF TO REMAIN. TEMPORARILY CAP PIPING FOR FUTURE RECONNECTION.

DEMOLITION LEGEND

- EXISTING PIPING TO REMAIN
- EXISTING PIPING TO BE REMOVED
- EXISTING DUCT/EQUIPMENT/FIXTURE TO REMAIN
- EXISTING DUCT/EQUIPMENT/FIXTURE TO BE REMOVED

NOTES:
1. REMOVE AND SALVAGE ITEMS AS NOTED ON PLANS.
2. ALL DUCTWORK DEMOLOTION TO BE PERFORMED BY OWNER.

KEY MAP

CRSA

ARCHITECTURE · PLANNING · INTERIORS
649 E SOUTH TEMPLE
SALT LAKE CITY, UT 84102
801.355.5915 · www.crsa-us.com

ARCHITECT
CRSA
175 S. MAIN ST., STE. 300
SALT LAKE CITY, UT 84111
C/O ZACH HESLOP
zheslop@crsa-us.com
(801)746-4974

STRUCTURAL ENGINEER
REAVELEY ENGINEERS + ASSOC.
675 EAST 500 SOUTH, SUITE 400
SALT LAKE CITY, UT 84102
C/O JEROD JOHNSON
jjohnson@reaveley.com
(801) 486-3883

MECHANICAL ENGINEER
COLVIN ENGINEERING ASSOC.
505 E. SOUTH TEMPLE
SALT LAKE CITY, UT 84102
C/O ALLEN EVANS
aevans@cea-ut.com
(801) 322-2400

ELECTRICAL ENGINEER
SPECTRUM ENGINEERING
324 STATE ST. STE. 400
SALT LAKE CITY, UT 84102
C/O MICHAEL FACKRELL
michael.fackrell@speceng.com
(801) 328-5151

CM/GC
GRAMOLL CONSTRUCTION
155 S 750 W
NORTH SALT LAKE, UT 84054
C/O JIM GRAMOLL
jim.gramoll@gramoll.com
(801) 295-2341

RIO GRANDE DEPOT SEISMIC UPGRADE

300 SOUTH RIO GRANDE STREET
SALT LAKE CITY, UT 84101

DFCM PROJECT #20229080

STAMP

ISSUE TYPE:		DATE:
BP-02		October 3, 2022
2	ADD 02	October 27, 2022

PROJECT NUMBER:	21-031
DRAWN BY:	EHW
CHECKED BY:	ARE

PHASE 2 ATTIC OVERALL PLUMBING DEMO PLAN

2.PD103

10/27/2022 C:\Revit Projects\Rio Grande Depot\Rio Grande Depot_R22_Central_Steve.rvt

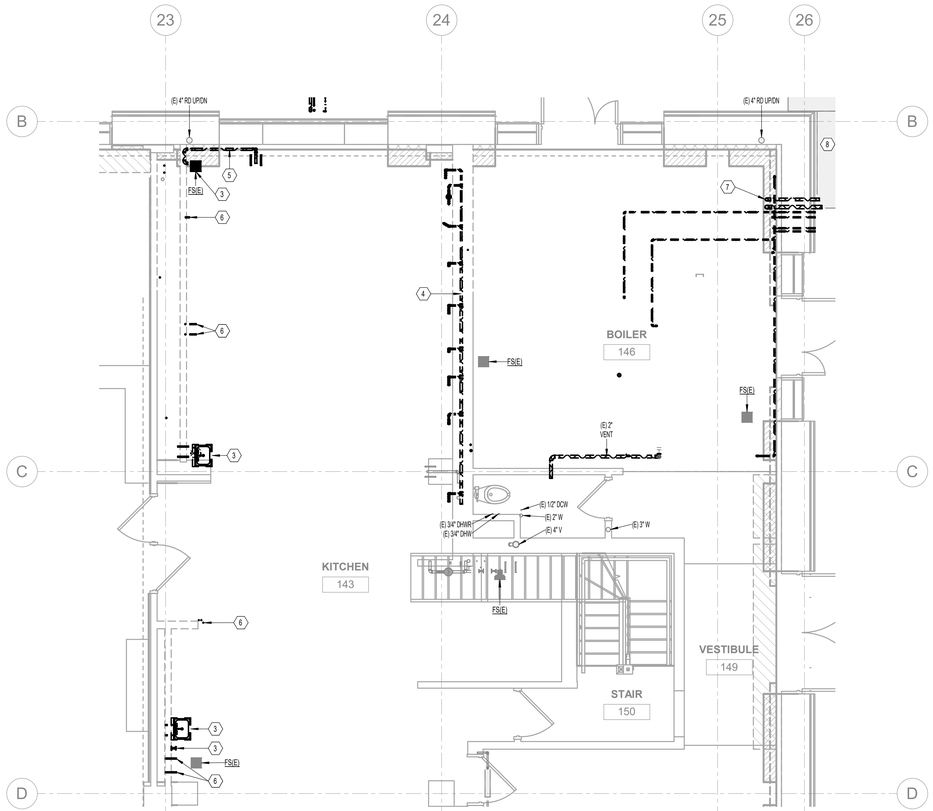

PHASE 2 ENLARGED PLUMBING DEMO PLAN - MAIN LEVEL
NORTH WING MEN'S RESTROOM

3 SCALE: 1/4" = 1'-0"

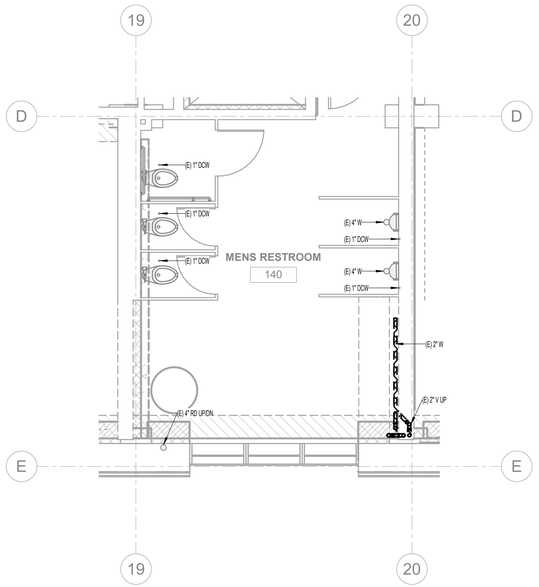

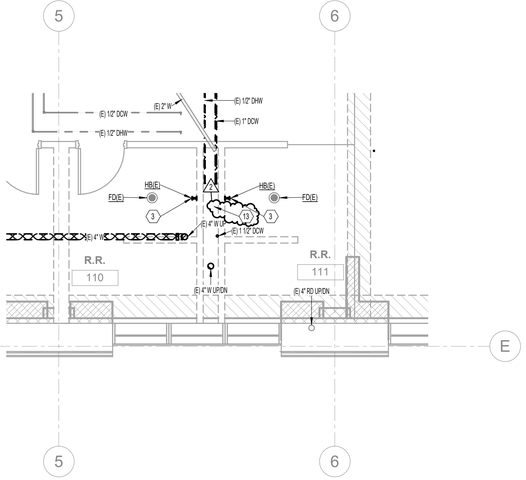

PHASE 2 ENLARGED PLUMBING DEMO PLAN - MAIN LEVEL
KITCHEN AND BOILER ROOM

4 SCALE: 1/4" = 1'-0"

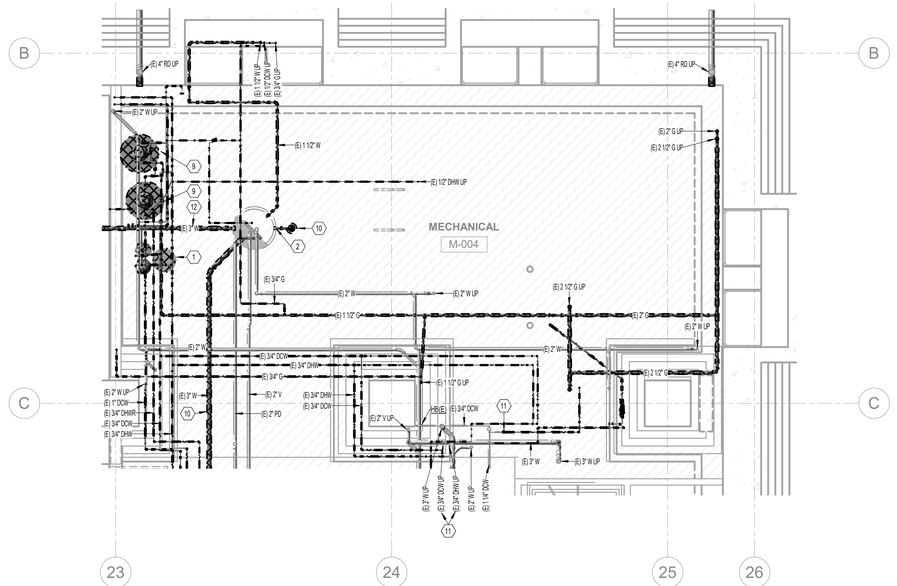

PHASE 2 ENLARGED PLUMBING DEMO PLAN - BASEMENT
MECHANICAL ROOM

1 SCALE: 1/4" = 1'-0"

GENERAL NOTES

A. EXISTING DRAWINGS ARE BASED ON CASUAL (NON-INTRUSIVE) FIELD OBSERVATIONS AND PREVIOUS PROJECT RECORD DOCUMENTS. UPON DISCOVERY OF CONDITIONS NOT SHOWN OR IN CONFLICT WITH THESE DRAWINGS THAT AFFECT PROJECT BUDGET AND/OR SCHEDULE, CONTRACTOR SHALL IMMEDIATELY REPORT SUCH CONDITIONS TO THE ARCHITECT/ENGINEER IN WRITING FOR DIRECTION ON HOW TO PROCEED.

B. ITEMS SHOWN DARK AND DASHED SHALL BE DEMOLISHED.

C. ITEMS SHOWN LIGHT AND SHADED SHALL REMAIN.

D. THE BUILDING DOES CONTAIN ASBESTOS AND LEAD BASED PAINT IN VARIOUS BUILDING MATERIALS. ITEMS THAT CONTAIN ASBESTOS AND LEAD BASED PAINT ARE NOT TO BE REMOVED OR OTHERWISE DISTURBED. FOR FURTHER INFORMATION PLEASE CONTACT OWNER'S REPRESENTATIVE R & R ENVIRONMENTAL INC. AT 801-352-2380.

E. HAZARDOUS MATERIAL ABATEMENT TO BE COMPLETED BY OWNER. HAZARDOUS MATERIAL INVENTORY REPORT IS AVAILABLE FOR REFERENCE FROM THE OWNER. CONTRACTOR SHALL NOTIFY OWNER IMMEDIATELY IF SUSPECTED HAZARDOUS MATERIALS ARE ENCOUNTERED AND HAZARDOUS MATERIALS SHALL BE ABATED BY OWNER'S REPRESENTATIVE BEFORE PROCEEDING WITH SELECTIVE DEMOLITION.

F. EXISTING ROOF DRAIN LEADERS LOCATED IN EXTERIOR BUILDING WALLS SHALL REMAIN INTACT THROUGHOUT DEMOLITION. DURING NEW CONSTRUCTION, EXISTING LEADERS SHALL BE ABANDONDED IN PLACE AND REPLACED WITH NEW.

G. DEMO BASEMENT LEVEL PLUMBING PIPING BACK TO SOURCE/BUILDING ENTRY POINT. TEMPORARILY CAP AND PROTECT PIPING IN PREPARATION FOR SHOTCRETE INSTALLATION. UTILITY STUBS INTO BASEMENT SHALL BE MAINTAINED AND/OR EXTENDED FOR FUTURE USE.

KEYNOTES

1	REMOVE EXISTING WATER SOFTENER AND SALVAGE FOR REUSE.
2	EXISTING LIFT STATION TO REMAIN.
3	REMOVE EXISTING PLUMBING FIXTURE. DEMO UTILITIES BACK TO NEAREST ACCESSIBLE ISOLATION VALVE AND CAP. VERIFY EXACT LOCATION IN FIELD.
4	REMOVE EXISTING KITCHEN APPLIANCE GAS MANIFOLD.
5	REMOVE EXISTING PLUMBING PIPING WITHIN 10'-0" OF EXTERIOR WALL.
6	REMOVE PLUMBING PIPING IN WALL BEING DEMOLISHED. CAP BACK AT TIE-IN TO MAIN.
7	REMOVE ALL NATURAL GAS PIPING FROM INTERIOR SIDE OF BOILER ROOM WALL.
8	EXISTING NATURAL GAS METER SET, WITH DUAL METERS TO REMAIN.
9	REMOVE EXISTING GAS-FIRED WATER HEATER.
10	DEMO EXISTING FLOOR DRAIN AND ASSOCIATED UNDERGROUND WASTE PIPING.
11	TEMPORARILY CAP EXISTING WATER LINES IN BASEMENT FOR FUTURE RECONNECTION.
12	PRESUMED SIZE AND ROUTING OF ELEVATOR PIT DRAIN, VERIFY IN FIELD.
13	DEMO EXISTING PLUMBING PIPING WITHIN CHASE.

DEMOLITION LEGEND

- EXISTING PIPING TO REMAIN
- EXISTING PIPING TO BE REMOVED
- EXISTING DUCT/EQUIPMENT/FIXTURE TO REMAIN
- EXISTING DUCT/EQUIPMENT/FIXTURE TO BE REMOVED

NOTES:
1. REMOVE AND SALVAGE ITEMS AS NOTED ON PLANS.
2. ALL DUCTWORK DEMOLOTION TO BE PERFORMED BY OWNER.

KEY MAP

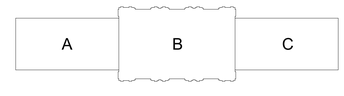

CRSA
ARCHITECTURE · PLANNING · INTERIORS
649 E SOUTH TEMPLE
SALT LAKE CITY, UT 84102
801.355.5915 · www.crsa-us.com

ARCHITECT
CRSA — C/O ZACH HESLOP
175 S. MAIN ST., STE. 300 — zheslop@crsa-us.com
SALT LAKE CITY, UT 84111 — (801)746-4974

STRUCTURAL ENGINEER
REAVELEY ENGINEERS + ASSOC. — C/O JEROD JOHNSON
675 EAST 500 SOUTH, SUITE 400 — jjohnson@reaveley.com
SALT LAKE CITY, UT 84102 — (801) 486-3883

MECHANICAL ENGINEER
COLVIN ENGINEERING ASSOC. — C/O ALLEN EVANS
505 E. SOUTH TEMPLE — aevans@cea-ut.com
SALT LAKE CITY, UT 84102 — (801) 322-2400

ELECTRICAL ENGINEER
SPECTRUM ENGINEERING — C/O MICHAEL FACKRELL
324 STATE ST. STE. 400 — michael.fackrell@speceng.com
SALT LAKE CITY, UT 84102 — (801) 328-5151

CM/GC
GRAMOLL CONSTRUCTION — C/O JIM GRAMOLL
155 S 750 W — jim.gramoll@gramoll.com
NORTH SALT LAKE, UT 84054 — (801) 295-2341

RIO GRANDE DEPOT SEISMIC UPGRADE

300 SOUTH RIO GRANDE STREET
SALT LAKE CITY, UT 84101

DFCM PROJECT #20229080

STAMP

ISSUE TYPE:	DATE:
BP-02	October 3, 2022
2 ADD 02	October 27, 2022

PROJECT NUMBER:	21-031
DRAWN BY:	EHW
CHECKED BY:	ARE

PHASE 2 ENLARGED PLUMBING DEMO PLANS

2.PD401

2022 CRSA | https://crsaarchitecture.sharepoint.com/sites/Projects/2021/21-031/Arch Drawings/21-031_RIO GRANDE DEPOT SEISMIC UPGRADE_2022-10-03.rvt

MECHANICAL LEGEND

NOTE: NOT ALL SYMBOLS WILL BE USED ON SHEETS.

BURIED OR UNDERFLOOR DUCT	
DUCT SIZE (IN)FIRST FIGURE IS SIDE SHOWN	18/12
FLEXIBLE DUCT (HELICAL)	
FLEXIBLE DUCT CONNECTION	
SPIN-IN W/ MVD	
AIR FLOW STATION	
COMBINATION FIRE/SMOKE DAMPER	
FIRE DAMPER	
GRAVITY BACKDRAFT DAMPER	
MANUAL VOLUME DAMPER	
MOTORIZED DAMPER	
SMOKE DAMPER	
THERMOSTAT OR TEMP SENSOR W/ EQUIPMENT TAG	T X-X
RADIAL SUPPLY DIFFUSERS	
RETURN GRILLE	
SUPPLY DIFFUSER	
SUPPLY SLOT DIFFUSER	
DUCT TRANSITION	
ELBOW W/ TURNING VANES	
TEE W/ 45° ENTRY	
WYE W/ 45° ENTRY	
EXHAUST AIR DUCT DOWN	
EXHAUST AIR DUCT SECTION	
EXHAUST AIR DUCT UP	
RETURN AIR DUCT DOWN	
RETURN AIR DUCT SECTION	
RETURN AIR DUCT UP	
SUPPLY AIR DUCT DOWN	
SUPPLY AIR DUCT SECTION	
SUPPLY AIR DUCT UP	
FIRE DEPT. HORN & LIGHT	
FIRE HOSE CABINET	
POST TYPE FDC CONNECTION	
WALL TYPE FDC CONNECTION	
YARD HYDRANT	H
FLOOR DRAIN	
FLOOR OR GRADE CLEANOUT	
FLOOR SINK	
GRADE CLEANOUT W/ CONCRETE PAD	
HOSE BIBB OR SILLCOCK	
MANHOLE	
REDUCED PRESSURE BACKFLOW PREVENTOR	RPBP
VENT THROUGH THE ROOF	
WALL CLEANOUT	
EXPANSION JOINT	
FLEXIBLE PIPE CONNECTION	
HEAT TRACING	

CHILLED WATER RETURN	X" CHR
CHILLED WATER SUPPLY	X" CHS
CONDENSER WATER RETURN	X" CR
CONDENSER WATER SUPPLY	X" CS
HEATING WATER RETURN	X" HWR
HEATING WATER SUPPLY	X" HWS
RADIANT FLOOR RETURN	X" RFR
RADIANT FLOOR SUPPLY	X" RFS
REFRIGERANT LIQUID	X" RL
REFRIGERANT SUCTION	X" RS
SNOWMELT RETURN	X" SMR
SNOWMELT SUPPLY	X" SMS
STEAM	X" S
STEAM CONDENSATE RETURN	X" SCR
GROUND LOOP RETURN	X" GLR
GROUND LOOP SUPPLY	X" GLS
HOT GAS	X" HG
HOT GAS BYPASS	X" HGBP
AQUASTAT	A
FLOW SWITCH	F
IN-LINE PUMP	
PRESSURE GAUGE W/ GAUGE COCK	
STRAINER	
TEMPERATURE & PRESSURE TEST PLUG	
TEMPERATURE SENSING WELL	
THERMOMETER	
VENTURI FLOW METER	
DIRECTION OF FLOW	
ELBOW DOWN	
ELBOW UP	
PIPE CAP	
REDUCER	
TEE DOWN	
UNION	
CONDENSATE DRAIN	X" D
DOMESTIC COLD WATER	X" DCW
DOMESTIC HOT WATER	X" DHW
DOMESTIC HOT WATER RECIRC.	X" DHWR
FIRE SERVICE	X" F
GREASE WASTE ABOVE GRADE	X" GW
GREASE WASTE BELOW GRADE	X" GW
NATURAL GAS	X" G
OVERFLOW DRAIN	X" OD
ROOF DRAIN	X" RD
SANITARY (PLBG) VENT	X" V
SANITARY WASTE ABOVE GRADE	X" W
SANITARY WASTE BELOW GRADE	X" W

COMPRESSED AIR	X" CA
TEMPERED WATER	X" T
ARGON	X" AR
CARBON DIOXIDE	X" CO2
DEIONIZED WATER RETURN	X" DI
DEIONIZED WATER SUPPLY	X" DIR
FUEL OIL RETURN	X" FOR
FUEL OIL SUPPLY	X" FOS
HELIUM	X" HE
HYDROGEN	X" H
INDUSTRIAL WATER (NON-POTABLE)	X" IW
MEDICAL AIR	X" MA
NITROGEN	X" N
NITROUS OXIDE	X" N2O
OXYGEN	X" O2
PROPANE	X" P
REVERSE OSMOSIS	X" RO
VACUUM	X" VAC
WATER TREATMENT	X" WT
ACCESS PANEL	
CARBON DIOXIDE SENSOR	
CARBON MONOXIDE SENSOR	C
HUMIDISTAT OR HUMIDITY SENSOR	H
NITROGEN DIOXIDE SENSOR	N
POINT OF CONNECTION TO EXISTING	
POINT OF REMOVAL FROM EXISTING	
AIR VENT (AUTOMATIC)	
AUTOMATIC CONTROL VALVE (2-WAY)	
AUTOMATIC CONTROL VALVE (3-WAY)	
BALL VALVE	
BUTTERFLY VALVE	
CALIBRATED BALANCE VALVE	
CHECK (SWING OR LIFT AS REQ'D) VALVE	
CURB COCK	
GAS COCK	
GATE OS & Y PATTERN VALVE	
GATE VALVE	
MOTORIZED ACTUATOR	M
P&T RELIEF VALVE	
PET COCK OR GAUGE COCK	
PLUG VALVE	
PRESSURE REDUCING VALVE	
SOLENOID VALVE	
THERMAL EXPANSION VALVE	
DETAIL TAG	SECTION NO. DRAWING NO.
KEYED NOTE	NOTE NO.
SECTION CUT LINE	DETAIL NO. DRAWING NO.

DEMOLITION LEGEND

EXISTING PIPING TO REMAIN

EXISTING PIPING TO BE REMOVED

EXISTING DUCT/EQUIPMENT/FIXTURE TO REMAIN

EXISTING DUCT/EQUIPMENT/FIXTURE TO BE REMOVED

NOTES:
1. REMOVE AND SALVAGE ITEMS AS NOTED ON PLANS.
2. ALL DUCTWORK DEMOLOTION TO BE PERFORMED BY OWNER.

ABBREVIATIONS

NOTE: NOT ALL ABBREVIATIONS WILL BE USED ON SHEETS.

AD	ACCESS DOOR
AF	AIRFOIL
AFF	ABOVE FINISHED FLOOR
ALT	ALTERNATE
BI	BACKWARD INCLINE
BOD	BOTTOM OF DUCT
BOP	BOTTOM OF PIPE
BTU/H	BRITISH THERMAL UNITS PER HOUR
CAP	CAPACITY
CAS	COMBUSTION AIR SUPPLY
CBV	CALIBRATED BALANCE VALVE
CFM	CUBIC FEET PER MINUTE
CV	CONSTANT VOLUME
CV	CONTROL VALVE
DB	DRY BULB
DCW	DOMESTIC COLD WATER
DF	DRINKING FOUNTAIN
DHW	DOMESTIC HOT WATER
DHWR	DOMESTIC HOT WATER RECIRC
DIA	DIAMETER
DN	DOWN
DSN	DOWN SPOUT NOZZLE
DW	DISHWASHER
E	EXISTING
EA	EACH OR EXHAUST AIR
EAT	ENTERING AIR TEMPERATURE
EFF	EFFICIENCY
ELEV	ELEVATION
ENCL	ENCLOSURE
ESP	EXTERNAL STATIC PRESSURE
ET	EXPANSION TANK
EWC	ELECTRIC WATER COOLER
EWT	ENTERING WATER TEMPERATURE
FCO	FLOOR CLEAN OUT
FD	FLOOR DRAIN
FO	FLAT OVAL
FPM	FEET PER MINUTE
FS	FLOOR SINK
FT	FEET
FV	FACE VELOCITY
GA	GAUGE
GAL	GALLON
GD	GARAGE DRAIN
GEA	GREASE EXHAUST AIR
GPM	GALLONS PER MINUTE
HP	HORSE POWER
HR	HOUR
HT	HEIGHT
IN	INCH
IN WC	INCHES OF WATER COLUMN
IN WG	INCHES OF WATER GAUGE
L	LAVATORY OR LOUVER
LAT	LEAVING AIR TEMPERATURE
LBS	POUNDS
LWT	LEAVING WATER TEMPERATURE
MAX	MAXIMUM
MBH	THOUSAND BRITISH THERMAL UNITS
MECH	MECHANICAL
MIN	MINIMUM
MPSA	MEDUIM PRESSURE SUPPLY AIR
MUA	MAKE-UP AIR
MVD	MANUAL VOLUME DAMPER
NC	NOISE CRITERIA OR NORMALLY CLOSED
NIC	NOT IN CONTRACT
NO	NUMBER
NOM	NOMINAL
NTS	NOT TO SCALE
OA	OUTSIDE AIR
OBD	OPPOSED BLADE DAMPER
OD	OVERFLOW DRAIN
OFCI	OWNER FURNISHED, CONTRACTOR INSTALLED
OFOI	OWNER FURNISHED, OWNER INSTALLED
PD	PRESSURE DROP
PG	PROPYLENE GLYCOL
POC	POINT OF CONNECTION
PRV	PRESSURE REDUCING VALVE
PSI	POUNDS PER SQUARE INCH
PSIG	POUNDS PER SQUARE INCH GAUGE
RA	RETURN AIR
RAD	RADIUS
RD	ROOF DRAIN
RLF	RELIEF AIR
RPBP	REDUCED PRESSURE BACKFLOW PREVENTOR
SA	SUPPLY AIR OR SHOCK ARRESTOR
SEN	SENSIBLE
SF	SQUARE FEET
SIM	SIMILAR
SL	SEA LEVEL
SP	STATIC PRESSURE
SS	SERVICE SINK OR STAINLESS STEEL
TA	TRANSFER AIR
TOD	TOP OF DUCT
TSP	TOTAL STATIC PRESSURE
TYP.	TYPICAL
U	URINAL
V	VENT
VAV	VARIABLE AIR VOLUME
VD	VOLUME DAMPER
VENT	FLUE VENT
VFD	VARIABLE FREQUENCY DRIVE
VOL	VOLUME
VTR	VENT THROUGH THE ROOF
W	WASTE
W/	WITH
W/O	WITHOUT
WB	WET BULB
WC	WATER CLOSET
WCO	WALL CLEANOUT
WHA	WATER HAMMER ARRESTOR
WPD	WATER PRESSURE DROP
WT	WEIGHT
Ø	ROUND OR DIAMETER

DRAWING INDEX - MECHANICAL BP-02

#	SHEET NAME
M002	MECHANICAL LEGEND, SYMBOLS & ABBREVIATIONS BP-02
2.MD100	PHASE 2 BASEMENT OVERALL MECHANICAL DEMO PLAN
2.MD100A	PHASE 2 BASEMENT MECHANICAL DEMO PLAN AREA A
2.MD100B	PHASE 2 BASEMENT MECHANICAL DEMO PLAN AREA B
2.MD100C	PHASE 2 BASEMENT MECHANICAL DEMO PLAN AREA C
2.MD101	PHASE 2 MAIN LEVEL OVERALL MECHANICAL DEMO PLAN
2.MD101A	PHASE 2 MAIN LEVEL MECHANICAL DEMO PLAN AREA A
2.MD101B	PHASE 2 MAIN LEVEL MECHANICAL DEMO PLAN AREA B
2.MD101C	PHASE 2 MAIN LEVEL MECHANICAL DEMO PLAN AREA C
2.MD102	PHASE 2 UPPER LEVEL OVERALL MECHANICAL DEMO PLAN
2.MD102A	PHASE 2 UPPER LEVEL MECHANICAL DEMO PLAN AREA A
2.MD102B	PHASE 2 UPPER LEVEL MECHANICAL DEMO PLAN AREA B
2.MD102C	PHASE 2 UPPER LEVEL MECHANICAL DEMO PLAN AREA C
2.MD103	PHASE 2 ATTIC OVERALL MECHANICAL DEMO PLAN
2.MD103A	PHASE 2 ATTIC MECHANICAL DEMO PLAN AREA A
2.MD103B	PHASE 2 ATTIC MECHANICAL DEMO PLAN AREA B
2.MD103C	PHASE 2 ATTIC MECHANICAL DEMO PLAN AREA C
2.MD401	PHASE 2 ENLARGED MECHANICAL DEMO PLANS
2.MD501	PHASE 2 MECHANICAL DEMO 3D VIEWS

CRSA

ARCHITECTURE · PLANNING · INTERIORS
649 E SOUTH TEMPLE
SALT LAKE CITY, UT 84102
801.355.5915 · www.crsa-us.com

ARCHITECT
CRSA — C/O ZACH HESLOP
175 S. MAIN ST., STE. 300 — zheslop@crsa-us.com
SALT LAKE CITY, UT 84111 — (801)746-4974

STRUCTURAL ENGINEER
REAVELEY ENGINEERS + ASSOC. — C/O JEROD JOHNSON
675 EAST 500 SOUTH, SUITE 400 — jjohnson@reaveley.com
SALT LAKE CITY, UT 84102 — (801) 486-3883

MECHANICAL ENGINEER
COLVIN ENGINEERING ASSOC. — C/O ALLEN EVANS
505 E. SOUTH TEMPLE — aevans@cea-ut.com
SALT LAKE CITY, UT 84102 — (801) 322-2400

ELECTRICAL ENGINEER
SPECTRUM ENGINEERING — C/O MICHAEL FACKRELL
324 STATE ST. STE. 400 — michael.fackrell@speceng.com
SALT LAKE CITY, UT 84102 — (801) 328-5151

CM/GC
GRAMOLL CONSTRUCTION — C/O JIM GRAMOLL
155 S 750 W — jim.gramoll@gramoll.com
NORTH SALT LAKE, UT 84054 — (801) 295-2341

RIO GRANDE DEPOT SEISMIC UPGRADE

300 SOUTH RIO GRANDE STREET
SALT LAKE CITY, UT 84101

DFCM PROJECT #20229080

STAMP



ISSUE TYPE:		DATE:
BP-02		October 3, 2022
2	ADD 02	October 27, 2022

PROJECT NUMBER:	21-031
DRAWN BY:	Author
CHECKED BY:	Checker

MECHANICAL LEGEND, SYMBOLS & ABBREVIATIONS BP-02

M002

BIM 360://21-031 Rio Grande Depot Seismic Upgrade/Mech-2022-08100-Rio Grande Depot-R21.rvt
10/27/2022 12:18:39 PM

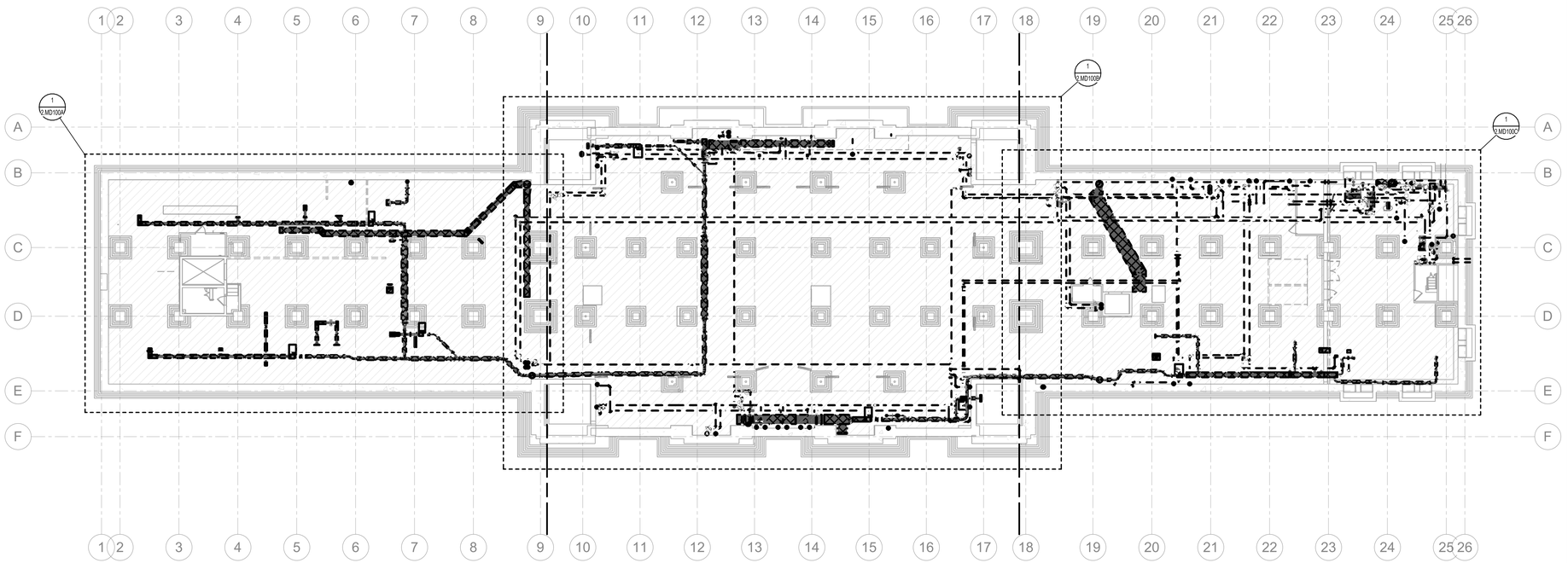

1 PHASE 2 BASEMENT OVERALL MECHANICAL DEMO PLAN
SCALE: 1/16" = 1'-0"

GENERAL NOTES

A. EXISTING DRAWINGS ARE BASED ON CASUAL (NON-INTRUSIVE) FIELD OBSERVATIONS AND PREVIOUS PROJECT RECORD DOCUMENTS. UPON DISCOVERY OF CONDITIONS NOT SHOWN OR IN CONFLICT WITH THESE DRAWINGS THAT AFFECT PROJECT BUDGET AND/OR SCHEDULE, CONTRACTOR SHALL IMMEDIATELY REPORT SUCH CONDITIONS TO THE ARCHITECT/ENGINEER IN WRITING FOR DIRECTION ON HOW TO PROCEED.

B. ITEMS SHOWN DARK AND DASHED SHALL BE DEMOLISHED.

C. ITEMS SHOWN LIGHT AND SHADED SHALL REMAIN.

D. THE BUILDING DOES CONTAIN ASBESTOS AND LEAD BASED PAINT IN VARIOUS BUILDING MATERIALS. ITEMS THAT CONTAIN ASBESTOS AND LEAD BASED PAINT ARE NOT TO BE REMOVED OR OTHERWISE DISTURBED. FOR FURTHER INFORMATION PLEASE CONTACT OWNER'S REPRESENTATIVE R & R ENVIRONMENTAL INC. AT 801-352-2380.

E. HAZARDOUS MATERIAL ABATEMENT TO BE COMPLETED BY OWNER. HAZARDOUS MATERIAL INVENTORY REPORT IS AVAILABLE FOR REFERENCE FROM THE OWNER. CONTRACTOR SHALL NOTIFY OWNER IMMEDIATELY IF SUSPECTED HAZARDOUS MATERIALS ARE ENCOUNTERED AND HAZARDOUS MATERIALS SHALL BE ABATED BY OWNER'S REPRESENTATIVE BEFORE PROCEEDING WITH SELECTIVE DEMOLITION.

F. FOR BASEMENT FLOOR PLANS, HATCHED AREA INDICATES LOCATIONS OF FLOOR SLAB DEMOLITION FOR INSTALLATION OF NEW STRUCTURAL MICROPILES AND FOOTINGS.

G. GENERALLY, WHERE WALLS ARE TO RECEIVE SHOTCRETE REINFORCEMENT, 10'-0" CLEAR FROM WALL IS REQUIRED FOR SHOTCRETE APPLICATION. REMOVE EXISTING HVAC EQUIPMENT, DUCTWORK, DIFFUSERS/REGISTERS, PIPING, ETC. WITHIN REQUIRED CLEARANCE AREA.

H. PER THE HAZARDOUS MATERIALS REPORT, GRAY & GREEN DUCT SEALANT ON SITE IS HAZARDOUS AND MUST BE ABATED. GENERALLY, THE HAZARDOUS DUCT SEALANT WAS OBSERVED ON ROUND AND FLAT OVAL DUCTWORK. ALL DUCTWORK DEMOLITION TO BE PERFORMED BY ABATEMENT CONTRACTOR.

I. WHERE NOTED ON PLANS, CONTRACTOR SHALL SALVAGE EXISTING ORNAMENTAL HVAC SUPPLY/RETURN REGISTERS LOCATED IN CAFE AREA AND ELSEWHERE THROUGHOUT BUILDING. CONTRACTOR SHALL TAG AND LOG EACH REGISTER'S ORIGINAL INSTALLATION LOCATION AND FUNCTION. UPON DISCOVERY OF ADDITIONAL ORNAMENTAL SUPPLY/RETURN REGISTERS NOT NOTED ON PLANS, CONTRACTOR SHALL CONTACT ARCHITECT/ENGINEER FOR DIRECTION.

J. WHERE EXISTING CEILINGS ARE SCHEDULED TO BE REMOVED, REMOVE EXISTING CEILING HVAC SUPPLY/RETURN/EXHAUST GRILLES. FOR GRILLES LOCATED IN CEILINGS TO BE REMOVED BY THE ABATEMENT CONTRACTOR, THE ABATEMENT CONTRACTOR SHALL PERFORM REMOVAL.

1 K. REMOVAL OF LOW VOLTAGE HVAC CONTROLS WIRING SHALL BE INCLUDED AS PART OF THE MECHANICAL DEMOLITON SCOPE.

DEMOLITION LEGEND

- EXISTING PIPING TO REMAIN
- EXISTING PIPING TO BE REMOVED
- EXISTING DUCT/EQUIPMENT/FIXTURE TO REMAIN
- EXISTING DUCT/EQUIPMENT/FIXTURE TO BE REMOVED

NOTES:
1. REMOVE AND SALVAGE ITEMS AS NOTED ON PLANS.
2. ALL DUCTWORK DEMOLOTION TO BE PERFORMED BY OWNER.

KEY MAP

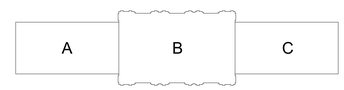

CRSA
ARCHITECTURE · PLANNING · INTERIORS
649 E SOUTH TEMPLE
SALT LAKE CITY, UT 84102
801.355.5915 · www.crsa-us.com

ARCHITECT
CRSA — C/O ZACH HESLOP
175 S. MAIN ST., STE. 300 — zheslop@crsa-us.com
SALT LAKE CITY, UT 84111 — (801)746-4974

STRUCTURAL ENGINEER
REAVELEY ENGINEERS + ASSOC. — C/O JEROD JOHNSON
675 EAST 500 SOUTH, SUITE 400 — jjohnson@reaveley.com
SALT LAKE CITY, UT 84102 — (801) 486-3883

MECHANICAL ENGINEER
COLVIN ENGINEERING ASSOC. — C/O ALLEN EVANS
505 E. SOUTH TEMPLE — aevans@cea-ut.com
SALT LAKE CITY, UT 84102 — (801) 322-2400

ELECTRICAL ENGINEER
SPECTRUM ENGINEERING — C/O MICHAEL FACKRELL
324 STATE ST. STE. 400 — michael.fackrell@speceng.com
SALT LAKE CITY, UT 84102 — (801) 328-5151

CM/GC
GRAMOLL CONSTRUCTION — C/O JIM GRAMOLL
155 S 750 W — jim.gramoll@gramoll.com
NORTH SALT LAKE, UT 84054 — (801) 295-2341

RIO GRANDE DEPOT SEISMIC UPGRADE

300 SOUTH RIO GRANDE STREET
SALT LAKE CITY, UT 84101

DFCM PROJECT #20229080

STAMP

ISSUE TYPE:	DATE:
BP-02	October 3, 2022
2 ADD 02	October 27, 2022

PROJECT NUMBER:	21-031
DRAWN BY:	EHW
CHECKED BY:	ARE

PHASE 2 BASEMENT OVERALL MECHANICAL DEMO PLAN

2.MD100

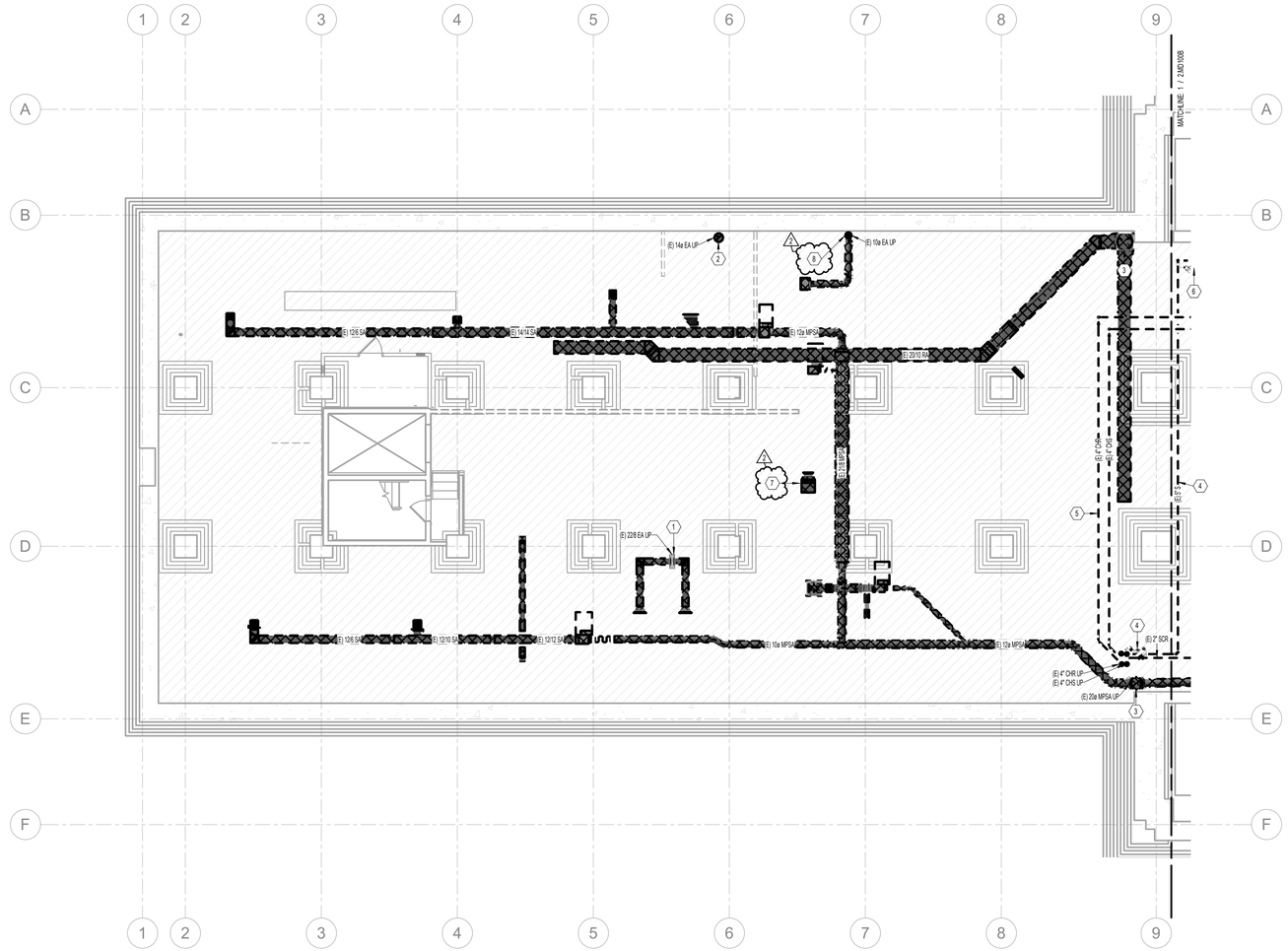

1 PHASE 2 BASEMENT MECHANICAL DEMO PLAN AREA A
SCALE: 1/8" = 1'-0"

GENERAL NOTES

A. EXISTING DRAWINGS ARE BASED ON CASUAL (NON-INTRUSIVE) FIELD OBSERVATIONS AND PREVIOUS PROJECT RECORD DOCUMENTS. UPON DISCOVERY OF CONDITIONS NOT SHOWN OR IN CONFLICT WITH THESE DRAWINGS THAT AFFECT PROJECT BUDGET AND/OR SCHEDULE, CONTRACTOR SHALL IMMEDIATELY REPORT SUCH CONDITIONS TO THE ARCHITECT/ENGINEER IN WRITING FOR DIRECTION ON HOW TO PROCEED.

B. ITEMS SHOWN DARK AND DASHED SHALL BE DEMOLISHED.

C. ITEMS SHOWN LIGHT AND SHADED SHALL REMAIN.

D. THE BUILDING DOES CONTAIN ASBESTOS AND LEAD BASED PAINT IN VARIOUS BUILDING MATERIALS. ITEMS THAT CONTAIN ASBESTOS AND LEAD BASED PAINT ARE NOT TO BE REMOVED OR OTHERWISE DISTURBED. FOR FURTHER INFORMATION PLEASE CONTACT OWNER'S REPRESENTATIVE R & R ENVIRONMENTAL INC. AT 801-352-2380.

E. HAZARDOUS MATERIAL ABATEMENT TO BE COMPLETED BY OWNER. HAZARDOUS MATERIAL INVENTORY REPORT IS AVAILABLE FOR REFERENCE FROM THE OWNER. CONTRACTOR SHALL NOTIFY OWNER IMMEDIATELY IF SUSPECTED HAZARDOUS MATERIALS ARE ENCOUNTERED AND HAZARDOUS MATERIALS SHALL BE ABATED BY OWNER'S REPRESENTATIVE BEFORE PROCEEDING WITH SELECTIVE DEMOLITION.

F. FOR BASEMENT FLOOR PLANS, HATCHED AREA INDICATES LOCATIONS OF FLOOR SLAB DEMOLITION FOR INSTALLATION OF NEW STRUCTURAL MICROPILES AND FOOTINGS.

G. GENERALLY, WHERE WALLS ARE TO RECEIVE SHOTCRETE REINFORCEMENT, 10'-0" CLEAR FROM WALL IS REQUIRED FOR SHOTCRETE APPLICATION. REMOVE EXISTING HVAC EQUIPMENT, DUCTWORK, DIFFUSERS/REGISTERS, PIPING, ETC. WITHIN REQUIRED CLEARANCE AREA.

H. PER THE HAZARDOUS MATERIALS REPORT, GRAY & GREEN DUCT SEALANT ON SITE IS HAZARDOUS AND MUST BE ABATED. GENERALLY, THE HAZARDOUS DUCT SEALANT WAS OBSERVED ON ROUND AND FLAT OVAL DUCTWORK. ALL DUCTWORK DEMOLITION TO BE PERFORMED BY ABATEMENT CONTRACTOR.

I. WHERE NOTED ON PLANS, CONTRACTOR SHALL SALVAGE EXISTING ORNAMENTAL HVAC SUPPLY/RETURN REGISTERS LOCATED IN CAFE AREA AND ELSEWHERE THROUGHOUT BUILDING. CONTRACTOR SHALL TAG AND LOG EACH REGISTER'S ORIGINAL INSTALLATION LOCATION AND FUNCTION. UPON DISCOVERY OF ADDITIONAL ORNAMENTAL SUPPLY/RETURN REGISTERS NOT NOTED ON PLANS, CONTRACTOR SHALL CONTACT ARCHITECT/ENGINEER FOR DIRECTION.

J. WHERE EXISTING CEILINGS ARE SCHEDULED TO BE REMOVED, REMOVE EXISTING CEILING HVAC SUPPLY/RETURN/EXHAUST GRILLES. FOR GRILLES LOCATED IN CEILINGS TO BE REMOVED BY THE ABATEMENT CONTRACTOR, THE ABATEMENT CONTRACTOR SHALL PERFORM REMOVAL.

⚠2 K. REMOVAL OF LOW VOLTAGE HVAC CONTROLS WIRING SHALL BE INCLUDED AS PART OF THE MECHANICAL DEMOLITON SCOPE.

KEYNOTES

1	GENERAL EXHAUST DUCT RISER TO LEVEL ABOVE TO REMAIN. CAP AND SEAL ALL OPENINGS. OWNER SHALL REMOVE HORIZONTAL DUCTING AS SHOWN.
2	FUME HOOD EXHAUST DUCT FROM BASEMENT LEVEL UP TO EXHAUST FAN ON ROOF. FUME HOOD AND ASSOCIATED DUCTWORK TO BE REMOVED BY OWNER.
3	REMOVE EXISTING DUCT MAINS FROM AIR HANDLERS IN ATTIC DOWN TO BASEMENT LEVEL.
4	REMOVE ALL STEAM SYSTEM PIPING AND RELATED EQUIPMENT.
5	REMOVE EXISTING CHILLED WATER PIPING.
6	REMOVE EXISTING STEAM TRAP AND ASSOCIATED PIPING.
7	OWNER SHALL REMOVE EXISTING SIDEWALL EXHAUST FAN AND ASSOCIATED DUCTWORK, GRILLE(S), ETC.
8	EXHAUST DUCTWORK UP TO ATTIC SHALL BE REMOVED BY OWNER.

⚠2

DEMOLITION LEGEND

- EXISTING PIPING TO REMAIN
- EXISTING PIPING TO BE REMOVED
- EXISTING DUCT/EQUIPMENT/FIXTURE TO REMAIN
- EXISTING DUCT/EQUIPMENT/FIXTURE TO BE REMOVED

NOTES:
1. REMOVE AND SALVAGE ITEMS AS NOTED ON PLANS.
2. ALL DUCTWORK DEMOLOTION TO BE PERFORMED BY OWNER.

KEY MAP



CRSA
ARCHITECTURE · PLANNING · INTERIORS
649 E SOUTH TEMPLE
SALT LAKE CITY, UT 84102
801.355.5915 · www.crsa-us.com

ARCHITECT
CRSA — C/O ZACH HESLOP
175 S. MAIN ST., STE. 300 — zheslop@crsa-us.com
SALT LAKE CITY, UT 84111 — (801)746-4974

STRUCTURAL ENGINEER
REAVELEY ENGINEERS + ASSOC. — C/O JEROD JOHNSON
675 EAST 500 SOUTH, SUITE 400 — jjohnson@reaveley.com
SALT LAKE CITY, UT 84102 — (801) 486-3883

MECHANICAL ENGINEER
COLVIN ENGINEERING ASSOC. — C/O ALLEN EVANS
505 E. SOUTH TEMPLE — aevans@cea-ut.com
SALT LAKE CITY, UT 84102 — (801) 322-2400

ELECTRICAL ENGINEER
SPECTRUM ENGINEERING — C/O MICHAEL FACKRELL
324 STATE ST. STE. 400 — michael.fackrell@speceng.com
SALT LAKE CITY, UT 84102 — (801) 328-5151

CM/GC
GRAMOLL CONSTRUCTION — C/O JIM GRAMOLL
155 S 750 W — jim.gramoll@gramoll.com
NORTH SALT LAKE, UT 84054 — (801) 295-2341

RIO GRANDE DEPOT SEISMIC UPGRADE

300 SOUTH RIO GRANDE STREET
SALT LAKE CITY, UT 84101

DFCM PROJECT #20229080

STAMP

ISSUE TYPE:	DATE:
BP-02	October 3, 2022
⚠2 ADD 02	October 27, 2022

PROJECT NUMBER:	21-031
DRAWN BY:	EHW
CHECKED BY:	ARE

PHASE 2 BASEMENT MECHANICAL DEMO PLAN AREA A

2.MD100A

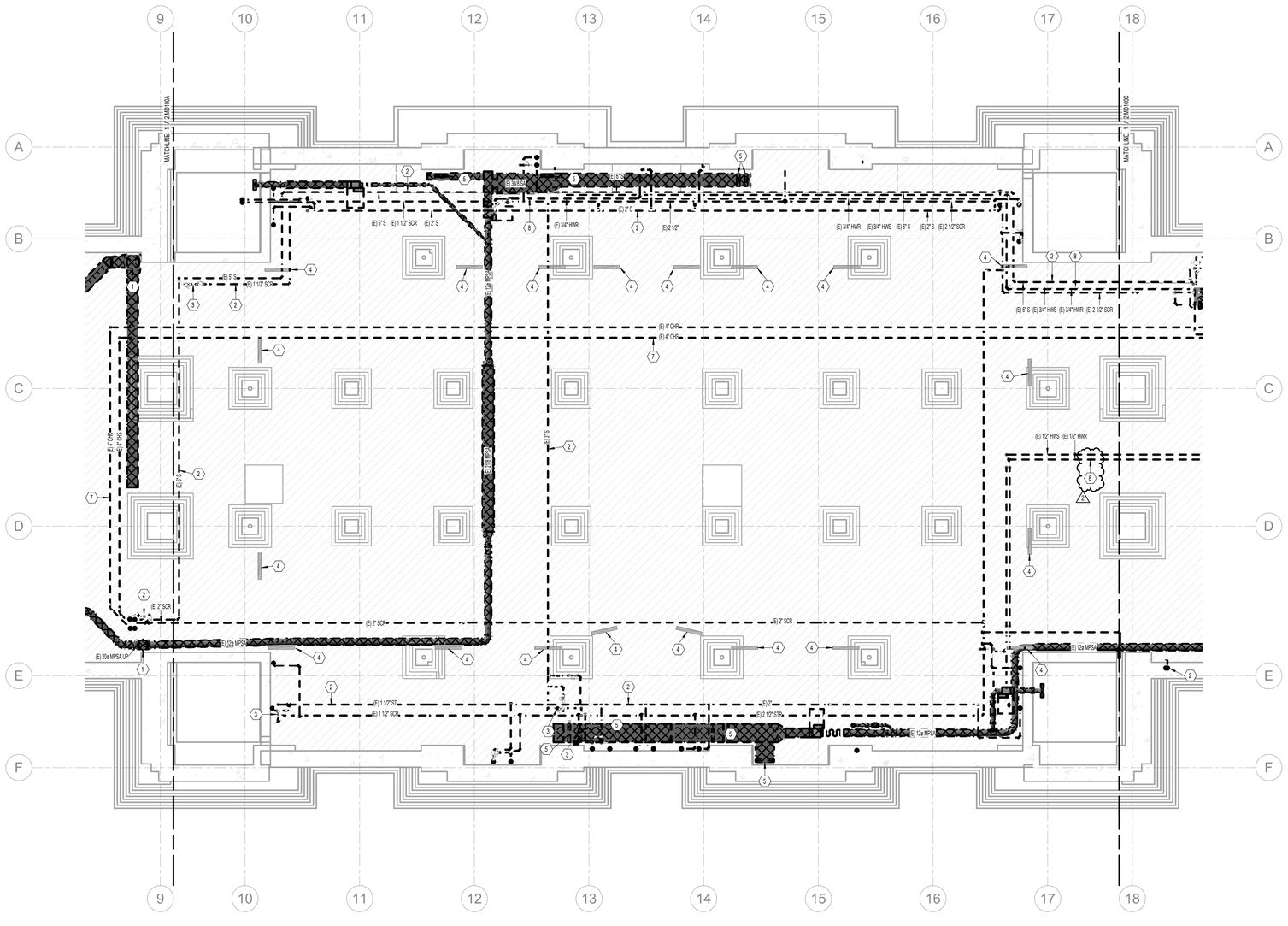

1 PHASE 2 BASEMENT MECHANICAL DEMO PLAN AREA B

SCALE: 1/8" = 1'-0"

0' 0' 4' 8' 16'

GENERAL NOTES

A. EXISTING DRAWINGS ARE BASED ON CASUAL (NON-INTRUSIVE) FIELD OBSERVATIONS AND PREVIOUS PROJECT RECORD DOCUMENTS. UPON DISCOVERY OF CONDITIONS NOT SHOWN OR IN CONFLICT WITH THESE DRAWINGS THAT AFFECT PROJECT BUDGET AND/OR SCHEDULE, CONTRACTOR SHALL IMMEDIATELY REPORT SUCH CONDITIONS TO THE ARCHITECT/ENGINEER IN WRITING FOR DIRECTION ON HOW TO PROCEED.

B. ITEMS SHOWN DARK AND DASHED SHALL BE DEMOLISHED.

C. ITEMS SHOWN LIGHT AND SHADED SHALL REMAIN.

D. THE BUILDING DOES CONTAIN ASBESTOS AND LEAD BASED PAINT IN VARIOUS BUILDING MATERIALS. ITEMS THAT CONTAIN ASBESTOS AND LEAD BASED PAINT ARE NOT TO BE REMOVED OR OTHERWISE DISTURBED. FOR FURTHER INFORMATION PLEASE CONTACT OWNER'S REPRESENTATIVE R & R ENVIRONMENTAL INC. AT 801-352-2380.

E. HAZARDOUS MATERIAL ABATEMENT TO BE COMPLETED BY OWNER. HAZARDOUS MATERIAL INVENTORY REPORT IS AVAILABLE FOR REFERENCE FROM THE OWNER. CONTRACTOR SHALL NOTIFY OWNER IMMEDIATELY IF SUSPECTED HAZARDOUS MATERIALS ARE ENCOUNTERED AND HAZARDOUS MATERIALS SHALL BE ABATED BY OWNER'S REPRESENTATIVE BEFORE PROCEEDING WITH SELECTIVE DEMOLITION.

F. FOR BASEMENT FLOOR PLANS, HATCHED AREA INDICATES LOCATIONS OF FLOOR SLAB DEMOLITION FOR INSTALLATION OF NEW STRUCTURAL MICROPILES AND FOOTINGS.

G. GENERALLY, WHERE WALLS ARE TO RECEIVE SHOTCRETE REINFORCEMENT, 10'-0" CLEAR FROM WALL IS REQUIRED FOR SHOTCRETE APPLICATION. REMOVE EXISTING HVAC EQUIPMENT, DUCTWORK, DIFFUSERS/REGISTERS, PIPING, ETC. WITHIN REQUIRED CLEARANCE AREA.

H. PER THE HAZARDOUS MATERIALS REPORT, GRAY & GREEN DUCT SEALANT ON SITE IS HAZARDOUS AND MUST BE ABATED. GENERALLY, THE HAZARDOUS DUCT SEALANT WAS OBSERVED ON ROUND AND FLAT OVAL DUCTWORK. ALL DUCTWORK DEMOLITION TO BE PERFORMED BY ABATEMENT CONTRACTOR.

I. WHERE NOTED ON PLANS, CONTRACTOR SHALL SALVAGE EXISTING ORNAMENTAL HVAC SUPPLY/RETURN REGISTERS LOCATED IN CAFE AREA AND ELSEWHERE THROUGHOUT BUILDING. CONTRACTOR SHALL TAG AND LOG EACH REGISTER'S ORIGINAL INSTALLATION LOCATION AND FUNCTION. UPON DISCOVERY OF ADDITIONAL ORNAMENTAL SUPPLY/RETURN REGISTERS NOT NOTED ON PLANS, CONTRACTOR SHALL CONTACT ARCHITECT/ENGINEER FOR DIRECTION.

J. WHERE EXISTING CEILINGS ARE SCHEDULED TO BE REMOVED, REMOVE EXISTING CEILING HVAC SUPPLY/RETURN/EXHAUST GRILLES. FOR GRILLES LOCATED IN CEILINGS TO BE REMOVED BY THE ABATEMENT CONTRACTOR, THE ABATEMENT CONTRACTOR SHALL PERFORM REMOVAL.

1 K. REMOVAL OF LOW VOLTAGE HVAC CONTROLS WIRING SHALL BE INCLUDED AS PART OF THE MECHANICAL DEMOLITON SCOPE.

KEYNOTES

1	REMOVE EXISTING DUCT MAINS FROM AIR HANDLERS IN ATTIC DOWN TO BASEMENT LEVEL.
2	REMOVE ALL STEAM SYSTEM PIPING AND RELATED EQUIPMENT.
3	REMOVE EXISTING STEAM TRAP AND ASSOCIATED PIPING.
4	EXISTING DUCTWORK WITH FIRE DAMPER UP TO FLOOR GRILLE ON MAIN LEVEL TO REMAIN.
5	REMOVE EXISTING DUCTWORK UP TO MAIN LEVEL.
6	EXISTING STEAM TRAP TO REMAIN WHILE STEAM HEATING SYSTEM IS IN USE.
7	REMOVE EXISTING CHILLED WATER PIPING.
8	REMOVE EXISTING HEATING WATER PIPING.

DEMOLITION LEGEND

- EXISTING PIPING TO REMAIN
- EXISTING PIPING TO BE REMOVED
- EXISTING DUCT/EQUIPMENT/FIXTURE TO REMAIN
- EXISTING DUCT/EQUIPMENT/FIXTURE TO BE REMOVED

NOTES:
1. REMOVE AND SALVAGE ITEMS AS NOTED ON PLANS.
2. ALL DUCTWORK DEMOLOTION TO BE PERFORMED BY OWNER.

KEY MAP

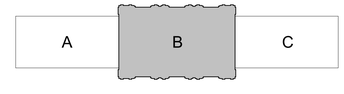

CRSA
ARCHITECTURE · PLANNING · INTERIORS
649 E SOUTH TEMPLE
SALT LAKE CITY, UT 84102
801.355.5915 · www.crsa-us.com

ARCHITECT
CRSA — C/O ZACH HESLOP
175 S. MAIN ST., STE. 300 — zheslop@crsa-us.com
SALT LAKE CITY, UT 84111 — (801)746-4974

STRUCTURAL ENGINEER
REAVELEY ENGINEERS + ASSOC. — C/O JEROD JOHNSON
675 EAST 500 SOUTH, SUITE 400 — jjohnson@reaveley.com
SALT LAKE CITY, UT 84102 — (801) 486-3883

MECHANICAL ENGINEER
COLVIN ENGINEERING ASSOC. — C/O ALLEN EVANS
505 E. SOUTH TEMPLE — aevans@cea-ut.com
SALT LAKE CITY, UT 84102 — (801) 322-2400

ELECTRICAL ENGINEER
SPECTRUM ENGINEERING — C/O MICHAEL FACKRELL
324 STATE ST. STE. 400 — michael.fackrell@speceng.com
SALT LAKE CITY, UT 84102 — (801) 328-5151

CM/GC
GRAMOLL CONSTRUCTION — C/O JIM GRAMOLL
155 S 750 W — jim.gramoll@gramoll.com
NORTH SALT LAKE, UT 84054 — (801) 295-2341

RIO GRANDE DEPOT SEISMIC UPGRADE

300 SOUTH RIO GRANDE STREET
SALT LAKE CITY, UT 84101

DFCM PROJECT #20229080

STAMP

ISSUE TYPE:		DATE:
BP-02		October 3, 2022
2	ADD 02	October 27, 2022

PROJECT NUMBER:	21-031
DRAWN BY:	EHW
CHECKED BY:	ARE

PHASE 2 BASEMENT MECHANICAL DEMO PLAN AREA B

2.MD100B

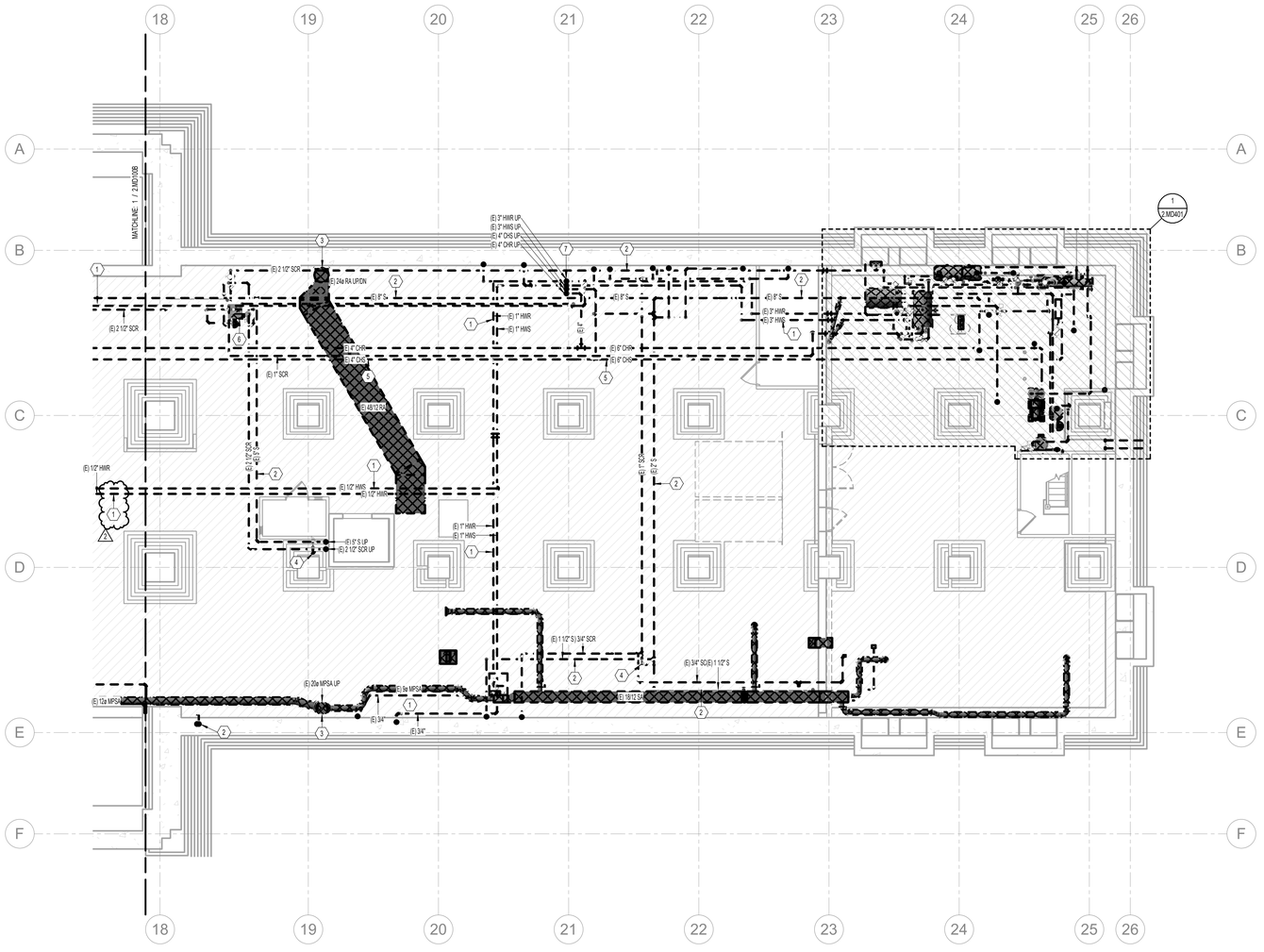

1 PHASE 2 BASEMENT MECHANICAL DEMO PLAN AREA C
SCALE: 1/8" = 1'-0"

GENERAL NOTES

A. EXISTING DRAWINGS ARE BASED ON CASUAL (NON-INTRUSIVE) FIELD OBSERVATIONS AND PREVIOUS PROJECT RECORD DOCUMENTS. UPON DISCOVERY OF CONDITIONS NOT SHOWN OR IN CONFLICT WITH THESE DRAWINGS THAT AFFECT PROJECT BUDGET AND/OR SCHEDULE, CONTRACTOR SHALL IMMEDIATELY REPORT SUCH CONDITIONS TO THE ARCHITECT/ENGINEER IN WRITING FOR DIRECTION ON HOW TO PROCEED.

B. ITEMS SHOWN DARK AND DASHED SHALL BE DEMOLISHED.

C. ITEMS SHOWN LIGHT AND SHADED SHALL REMAIN.

D. THE BUILDING DOES CONTAIN ASBESTOS AND LEAD BASED PAINT IN VARIOUS BUILDING MATERIALS. ITEMS THAT CONTAIN ASBESTOS AND LEAD BASED PAINT ARE NOT TO BE REMOVED OR OTHERWISE DISTURBED. FOR FURTHER INFORMATION PLEASE CONTACT OWNER'S REPRESENTATIVE R & R ENVIRONMENTAL INC. AT 801-352-2380.

E. HAZARDOUS MATERIAL ABATEMENT TO BE COMPLETED BY OWNER. HAZARDOUS MATERIAL INVENTORY REPORT IS AVAILABLE FOR REFERENCE FROM THE OWNER. CONTRACTOR SHALL NOTIFY OWNER IMMEDIATELY IF SUSPECTED HAZARDOUS MATERIALS ARE ENCOUNTERED AND HAZARDOUS MATERIALS SHALL BE ABATED BY OWNER'S REPRESENTATIVE BEFORE PROCEEDING WITH SELECTIVE DEMOLITION.

F. FOR BASEMENT FLOOR PLANS, HATCHED AREA INDICATES LOCATIONS OF FLOOR SLAB DEMOLITION FOR INSTALLATION OF NEW STRUCTURAL MICROPILES AND FOOTINGS.

G. GENERALLY, WHERE WALLS ARE TO RECEIVE SHOTCRETE REINFORCEMENT, 10'-0" CLEAR FROM WALL IS REQUIRED FOR SHOTCRETE APPLICATION. REMOVE EXISTING HVAC EQUIPMENT, DUCTWORK, DIFFUSERS/REGISTERS, PIPING, ETC. WITHIN REQUIRED CLEARANCE AREA.

H. PER THE HAZARDOUS MATERIALS REPORT, GRAY & GREEN DUCT SEALANT ON SITE IS HAZARDOUS AND MUST BE ABATED. GENERALLY, THE HAZARDOUS DUCT SEALANT WAS OBSERVED ON ROUND AND FLAT OVAL DUCTWORK. ALL DUCTWORK DEMOLITION TO BE PERFORMED BY ABATEMENT CONTRACTOR.

I. WHERE NOTED ON PLANS, CONTRACTOR SHALL SALVAGE EXISTING ORNAMENTAL HVAC SUPPLY/RETURN REGISTERS LOCATED IN CAFE AREA AND ELSEWHERE THROUGHOUT BUILDING. CONTRACTOR SHALL TAG AND LOG EACH REGISTER'S ORIGINAL INSTALLATION LOCATION AND FUNCTION. UPON DISCOVERY OF ADDITIONAL ORNAMENTAL SUPPLY/RETURN REGISTERS NOT NOTED ON PLANS, CONTRACTOR SHALL CONTACT ARCHITECT/ENGINEER FOR DIRECTION.

J. WHERE EXISTING CEILINGS ARE SCHEDULED TO BE REMOVED, REMOVE EXISTING CEILING HVAC SUPPLY/RETURN/EXHAUST GRILLES. FOR GRILLES LOCATED IN CEILINGS TO BE REMOVED BY THE ABATEMENT CONTRACTOR, THE ABATEMENT CONTRACTOR SHALL PERFORM REMOVAL.

1 K. REMOVAL OF LOW VOLTAGE HVAC CONTROLS WIRING SHALL BE INCLUDED AS PART OF THE MECHANICAL DEMOLITON SCOPE.

KEYNOTES

1	REMOVE EXISTING HEATING WATER PIPING.
2	REMOVE ALL STEAM SYSTEM PIPING AND RELATED EQUIPMENT.
3	REMOVE EXISTING DUCT MAINS FROM AIR HANDLERS IN ATTIC DOWN TO BASEMENT LEVEL.
4	REMOVE EXISTING STEAM TRAP AND ASSOCIATED PIPING.
5	REMOVE EXISTING CHILLED WATER PIPING.
6	REMOVE EXISTING STEAM CONDENSATE RETURN PUMP AND ASSOCIATED PIPING.
7	REMOVE EXISTING PIPE RISERS FROM BASEMENT UP TO ATTIC.

1

DEMOLITION LEGEND

- EXISTING PIPING TO REMAIN
- EXISTING PIPING TO BE REMOVED
- EXISTING DUCT/EQUIPMENT/FIXTURE TO REMAIN
- EXISTING DUCT/EQUIPMENT/FIXTURE TO BE REMOVED

NOTES:
1. REMOVE AND SALVAGE ITEMS AS NOTED ON PLANS.
2. ALL DUCTWORK DEMOLOTION TO BE PERFORMED BY OWNER.

KEY MAP

A | B | C

CRSA
ARCHITECTURE · PLANNING · INTERIORS
649 E SOUTH TEMPLE
SALT LAKE CITY, UT 84102
801.355.5915 · www.crsa-us.com

ARCHITECT
CRSA — C/O ZACH HESLOP
175 S. MAIN ST., STE. 300 — zheslop@crsa-us.com
SALT LAKE CITY, UT 84111 — (801)746-4974

STRUCTURAL ENGINEER
REAVELEY ENGINEERS + ASSOC. — C/O JEROD JOHNSON
675 EAST 500 SOUTH, SUITE 400 — jjohnson@reaveley.com
SALT LAKE CITY, UT 84102 — (801) 486-3883

MECHANICAL ENGINEER
COLVIN ENGINEERING ASSOC. — C/O ALLEN EVANS
505 E. SOUTH TEMPLE — aevans@cea-ut.com
SALT LAKE CITY, UT 84102 — (801) 322-2400

ELECTRICAL ENGINEER
SPECTRUM ENGINEERING — C/O MICHAEL FACKRELL
324 STATE ST. STE. 400 — michael.fackrell@speceng.com
SALT LAKE CITY, UT 84102 — (801) 328-5151

CM/GC
GRAMOLL CONSTRUCTION — C/O JIM GRAMOLL
155 S 750 W — jim.gramoll@gramoll.com
NORTH SALT LAKE, UT 84054 — (801) 295-2341

RIO GRANDE DEPOT SEISMIC UPGRADE

300 SOUTH RIO GRANDE STREET
SALT LAKE CITY, UT 84101

DFCM PROJECT #20229080

STAMP

ISSUE TYPE:	DATE:
BP-02	October 3, 2022
2 ADD 02	October 27, 2022

PROJECT NUMBER:	21-031
DRAWN BY:	EHW
CHECKED BY:	ARE

PHASE 2 BASEMENT MECHANICAL DEMO PLAN AREA C

2.MD100C

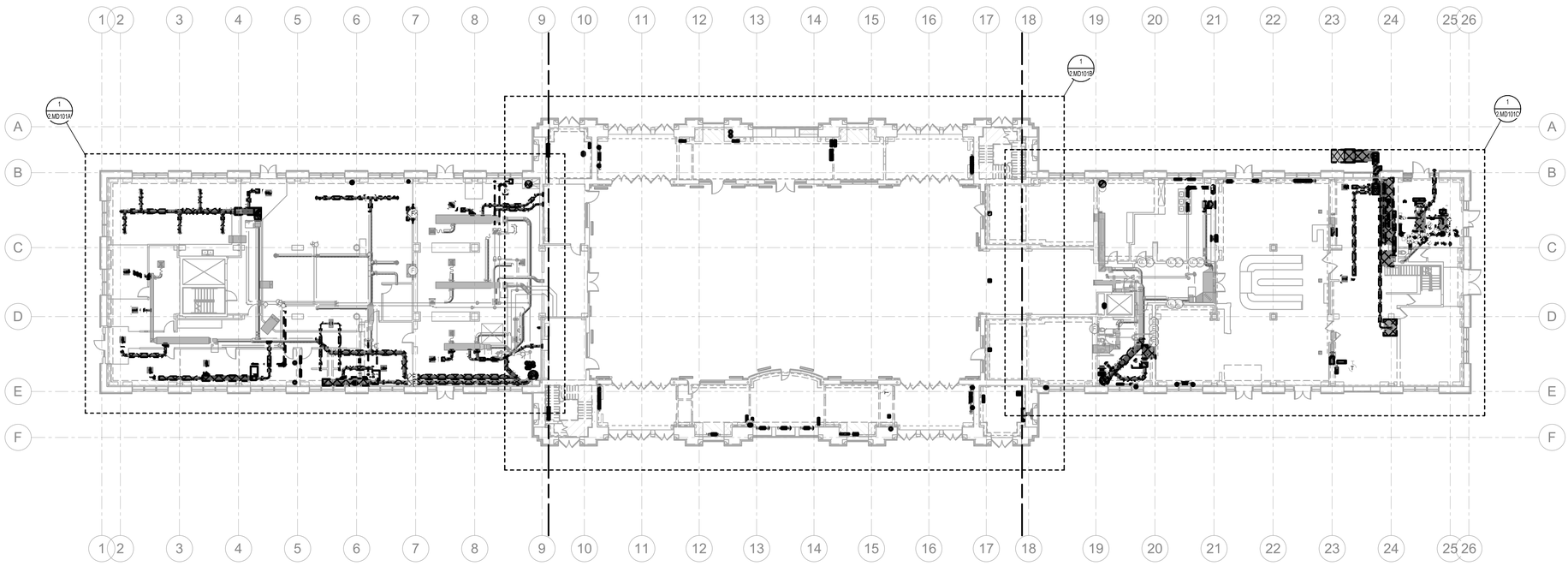

1 PHASE 2 MAIN LEVEL OVERALL MECHANICAL DEMO PLAN
SCALE: 1/16" = 1'-0"

GENERAL NOTES

A. EXISTING DRAWINGS ARE BASED ON CASUAL (NON-INTRUSIVE) FIELD OBSERVATIONS AND PREVIOUS PROJECT RECORD DOCUMENTS. UPON DISCOVERY OF CONDITIONS NOT SHOWN OR IN CONFLICT WITH THESE DRAWINGS THAT AFFECT PROJECT BUDGET AND/OR SCHEDULE, CONTRACTOR SHALL IMMEDIATELY REPORT SUCH CONDITIONS TO THE ARCHITECT/ENGINEER IN WRITING FOR DIRECTION ON HOW TO PROCEED.

B. ITEMS SHOWN DARK AND DASHED SHALL BE DEMOLISHED.

C. ITEMS SHOWN LIGHT AND SHADED SHALL REMAIN.

D. THE BUILDING DOES CONTAIN ASBESTOS AND LEAD BASED PAINT IN VARIOUS BUILDING MATERIALS. ITEMS THAT CONTAIN ASBESTOS AND LEAD BASED PAINT ARE NOT TO BE REMOVED OR OTHERWISE DISTURBED. FOR FURTHER INFORMATION PLEASE CONTACT OWNER'S REPRESENTATIVE R & R ENVIRONMENTAL INC. AT 801-352-2380.

E. HAZARDOUS MATERIAL ABATEMENT TO BE COMPLETED BY OWNER. HAZARDOUS MATERIAL INVENTORY REPORT IS AVAILABLE FOR REFERENCE FROM THE OWNER. CONTRACTOR SHALL NOTIFY OWNER IMMEDIATELY IF SUSPECTED HAZARDOUS MATERIALS ARE ENCOUNTERED AND HAZARDOUS MATERIALS SHALL BE ABATED BY OWNER'S REPRESENTATIVE BEFORE PROCEEDING WITH SELECTIVE DEMOLITION.

F. FOR BASEMENT FLOOR PLANS, HATCHED AREA INDICATES LOCATIONS OF FLOOR SLAB DEMOLITION FOR INSTALLATION OF NEW STRUCTURAL MICROPILES AND FOOTINGS.

G. GENERALLY, WHERE WALLS ARE TO RECEIVE SHOTCRETE REINFORCEMENT, 10'-0" CLEAR FROM WALL IS REQUIRED FOR SHOTCRETE APPLICATION. REMOVE EXISTING HVAC EQUIPMENT, DUCTWORK, DIFFUSERS/REGISTERS, PIPING, ETC. WITHIN REQUIRED CLEARANCE AREA.

H. PER THE HAZARDOUS MATERIALS REPORT, GRAY & GREEN DUCT SEALANT ON SITE IS HAZARDOUS AND MUST BE ABATED. GENERALLY, THE HAZARDOUS DUCT SEALANT WAS OBSERVED ON ROUND AND FLAT OVAL DUCTWORK. ALL DUCTWORK DEMOLITION TO BE PERFORMED BY ABATEMENT CONTRACTOR.

I. WHERE NOTED ON PLANS, CONTRACTOR SHALL SALVAGE EXISTING ORNAMENTAL HVAC SUPPLY/RETURN REGISTERS LOCATED IN CAFE AREA AND ELSEWHERE THROUGHOUT BUILDING. CONTRACTOR SHALL TAG AND LOG EACH REGISTER'S ORIGINAL INSTALLATION LOCATION AND FUNCTION. UPON DISCOVERY OF ADDITIONAL ORNAMENTAL SUPPLY/RETURN REGISTERS NOT NOTED ON PLANS, CONTRACTOR SHALL CONTACT ARCHITECT/ENGINEER FOR DIRECTION.

J. WHERE EXISTING CEILINGS ARE SCHEDULED TO BE REMOVED, REMOVE EXISTING CEILING HVAC SUPPLY/RETURN/EXHAUST GRILLES. FOR GRILLES LOCATED IN CEILINGS TO BE REMOVED BY THE ABATEMENT CONTRACTOR, THE ABATEMENT CONTRACTOR SHALL PERFORM REMOVAL.

2 K. REMOVAL OF LOW VOLTAGE HVAC CONTROLS WIRING SHALL BE INCLUDED AS PART OF THE MECHANICAL DEMOLITON SCOPE.

DEMOLITION LEGEND

- EXISTING PIPING TO REMAIN
- EXISTING PIPING TO BE REMOVED
- EXISTING DUCT/EQUIPMENT/FIXTURE TO REMAIN
- EXISTING DUCT/EQUIPMENT/FIXTURE TO BE REMOVED

NOTES:
1. REMOVE AND SALVAGE ITEMS AS NOTED ON PLANS.
2. ALL DUCTWORK DEMOLOTION TO BE PERFORMED BY OWNER.

KEY MAP

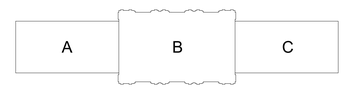

CRSA
ARCHITECTURE · PLANNING · INTERIORS
649 E SOUTH TEMPLE
SALT LAKE CITY, UT 84102
801.355.5915 · www.crsa-us.com

ARCHITECT
CRSA
175 S. MAIN ST., STE. 300
SALT LAKE CITY, UT 84111
C/O ZACH HESLOP
zheslop@crsa-us.com
(801)746-4974

STRUCTURAL ENGINEER
REAVELEY ENGINEERS + ASSOC.
675 EAST 500 SOUTH, SUITE 400
SALT LAKE CITY, UT 84102
C/O JEROD JOHNSON
jjohnson@reaveley.com
(801) 486-3883

MECHANICAL ENGINEER
COLVIN ENGINEERING ASSOC.
505 E. SOUTH TEMPLE
SALT LAKE CITY, UT 84102
C/O ALLEN EVANS
aevans@cea-ut.com
(801) 322-2400

ELECTRICAL ENGINEER
SPECTRUM ENGINEERING
324 STATE ST. STE. 400
SALT LAKE CITY, UT 84102
C/O MICHAEL FACKRELL
michael.fackrell@speceng.com
(801) 328-5151

CM/GC
GRAMOLL CONSTRUCTION
155 S 750 W
NORTH SALT LAKE, UT 84054
C/O JIM GRAMOLL
jim.gramoll@gramoll.com
(801) 295-2341

RIO GRANDE DEPOT SEISMIC UPGRADE

300 SOUTH RIO GRANDE STREET
SALT LAKE CITY, UT 84101

DFCM PROJECT #20229080

STAMP

ISSUE TYPE:		DATE:
BP-02		October 3, 2022
2	ADD 02	October 27, 2022

PROJECT NUMBER:	21-031
DRAWN BY:	EHW
CHECKED BY:	ARE

PHASE 2 MAIN LEVEL OVERALL MECHANICAL DEMO PLAN

2.MD101

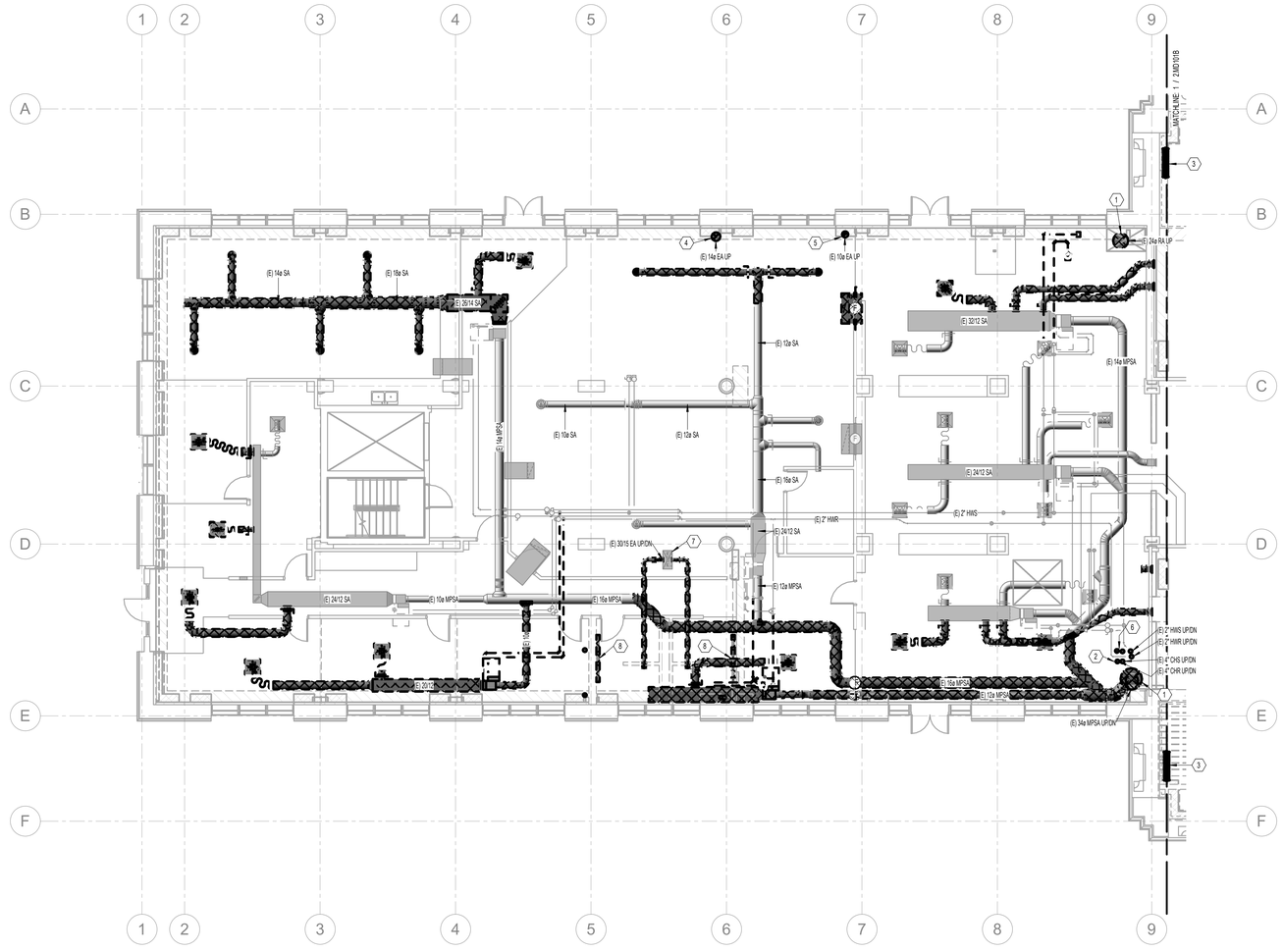

1 PHASE 2 MAIN LEVEL MECHANICAL DEMO PLAN AREA A
SCALE: 1/8" = 1'-0"

GENERAL NOTES

A. EXISTING DRAWINGS ARE BASED ON CASUAL (NON-INTRUSIVE) FIELD OBSERVATIONS AND PREVIOUS PROJECT RECORD DOCUMENTS. UPON DISCOVERY OF CONDITIONS NOT SHOWN OR IN CONFLICT WITH THESE DRAWINGS THAT AFFECT PROJECT BUDGET AND/OR SCHEDULE, CONTRACTOR SHALL IMMEDIATELY REPORT SUCH CONDITIONS TO THE ARCHITECT/ENGINEER IN WRITING FOR DIRECTION ON HOW TO PROCEED.

B. ITEMS SHOWN DARK AND DASHED SHALL BE DEMOLISHED.

C. ITEMS SHOWN LIGHT AND SHADED SHALL REMAIN.

D. THE BUILDING DOES CONTAIN ASBESTOS AND LEAD BASED PAINT IN VARIOUS BUILDING MATERIALS. ITEMS THAT CONTAIN ASBESTOS AND LEAD BASED PAINT ARE NOT TO BE REMOVED OR OTHERWISE DISTURBED. FOR FURTHER INFORMATION PLEASE CONTACT OWNER'S REPRESENTATIVE R & R ENVIRONMENTAL INC. AT 801-352-2380.

E. HAZARDOUS MATERIAL ABATEMENT TO BE COMPLETED BY OWNER. HAZARDOUS MATERIAL INVENTORY REPORT IS AVAILABLE FOR REFERENCE FROM THE OWNER. CONTRACTOR SHALL NOTIFY OWNER IMMEDIATELY IF SUSPECTED HAZARDOUS MATERIALS ARE ENCOUNTERED AND HAZARDOUS MATERIALS SHALL BE ABATED BY OWNER'S REPRESENTATIVE BEFORE PROCEEDING WITH SELECTIVE DEMOLITION.

F. FOR BASEMENT FLOOR PLANS, HATCHED AREA INDICATES LOCATIONS OF FLOOR SLAB DEMOLITION FOR INSTALLATION OF NEW STRUCTURAL MICROPILES AND FOOTINGS.

G. GENERALLY, WHERE WALLS ARE TO RECEIVE SHOTCRETE REINFORCEMENT, 10'-0" CLEAR FROM WALL IS REQUIRED FOR SHOTCRETE APPLICATION. REMOVE EXISTING HVAC EQUIPMENT, DUCTWORK, DIFFUSERS/REGISTERS, PIPING, ETC. WITHIN REQUIRED CLEARANCE AREA.

H. PER THE HAZARDOUS MATERIALS REPORT, GRAY & GREEN DUCT SEALANT ON SITE IS HAZARDOUS AND MUST BE ABATED. GENERALLY, THE HAZARDOUS DUCT SEALANT WAS OBSERVED ON ROUND AND FLAT OVAL DUCTWORK. ALL DUCTWORK DEMOLITION TO BE PERFORMED BY ABATEMENT CONTRACTOR.

I. WHERE NOTED ON PLANS, CONTRACTOR SHALL SALVAGE EXISTING ORNAMENTAL HVAC SUPPLY/RETURN REGISTERS LOCATED IN CAFE AREA AND ELSEWHERE THROUGHOUT BUILDING. CONTRACTOR SHALL TAG AND LOG EACH REGISTER'S ORIGINAL INSTALLATION LOCATION AND FUNCTION. UPON DISCOVERY OF ADDITIONAL ORNAMENTAL SUPPLY/RETURN REGISTERS NOT NOTED ON PLANS, CONTRACTOR SHALL CONTACT ARCHITECT/ENGINEER FOR DIRECTION.

J. WHERE EXISTING CEILINGS ARE SCHEDULED TO BE REMOVED, REMOVE EXISTING CEILING HVAC SUPPLY/RETURN/EXHAUST GRILLES. FOR GRILLES LOCATED IN CEILINGS TO BE REMOVED BY THE ABATEMENT CONTRACTOR, THE ABATEMENT CONTRACTOR SHALL PERFORM REMOVAL.

1 K. REMOVAL OF LOW VOLTAGE HVAC CONTROLS WIRING SHALL BE INCLUDED AS PART OF THE MECHANICAL DEMOLITON SCOPE.

KEYNOTES

2

1	REMOVE EXISTING DUCT MAINS FROM AIR HANDLERS IN ATTIC DOWN TO BASEMENT LEVEL.
2	REMOVE EXISTING PIPE RISERS FROM BASEMENT UP TO ATTIC.
3	REMOVE EXISTING RADIATOR AND SALVAGE.
4	FUME HOOD EXHAUST DUCT FROM BASEMENT LEVEL UP TO EXHAUST FAN ON ROOF. FUME HOOD AND ASSOCIATED DUCTWORK TO BE REMOVED BY OWNER.
5	EXHAUST DUCTWORK UP TO ATTIC SHALL BE REMOVED BY OWNER.
6	REMOVE ALL STEAM SYSTEM PIPING AND RELATED EQUIPMENT.
7	GENERAL EXHAUST DUCT RISER TO LEVEL ABOVE TO REMAIN. CAP AND SEAL ALL OPENINGS. OWNER SHALL REMOVE HORIZONTAL DUCTING AS SHOWN.
8	REMOVE EXISTING FIN TUBE HEATER.

1

DEMOLITION LEGEND

- EXISTING PIPING TO REMAIN
- EXISTING PIPING TO BE REMOVED
- EXISTING DUCT/EQUIPMENT/FIXTURE TO REMAIN
- EXISTING DUCT/EQUIPMENT/FIXTURE TO BE REMOVED

NOTES:
1. REMOVE AND SALVAGE ITEMS AS NOTED ON PLANS.
2. ALL DUCTWORK DEMOLOTION TO BE PERFORMED BY OWNER.

KEY MAP

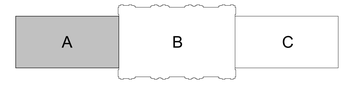

CRSA
ARCHITECTURE · PLANNING · INTERIORS
649 E SOUTH TEMPLE
SALT LAKE CITY, UT 84102
801.355.5915 · www.crsa-us.com

ARCHITECT
CRSA — C/O ZACH HESLOP
175 S. MAIN ST., STE. 300 — zheslop@crsa-us.com
SALT LAKE CITY, UT 84111 — (801)746-4974

STRUCTURAL ENGINEER
REAVELEY ENGINEERS + ASSOC. — C/O JEROD JOHNSON
675 EAST 500 SOUTH, SUITE 400 — jjohnson@reaveley.com
SALT LAKE CITY, UT 84102 — (801) 486-3883

MECHANICAL ENGINEER
COLVIN ENGINEERING ASSOC. — C/O ALLEN EVANS
505 E. SOUTH TEMPLE — aevans@cea-ut.com
SALT LAKE CITY, UT 84102 — (801) 322-2400

ELECTRICAL ENGINEER
SPECTRUM ENGINEERING — C/O MICHAEL FACKRELL
324 STATE ST. STE. 400 — michael.fackrell@speceng.com
SALT LAKE CITY, UT 84102 — (801) 328-5151

CM/GC
GRAMOLL CONSTRUCTION — C/O JIM GRAMOLL
155 S 750 W — jim.gramoll@gramoll.com
NORTH SALT LAKE, UT 84054 — (801) 295-2341

RIO GRANDE DEPOT SEISMIC UPGRADE

300 SOUTH RIO GRANDE STREET
SALT LAKE CITY, UT 84101

DFCM PROJECT #20229080

STAMP

ISSUE TYPE:	DATE:
BP-02	October 3, 2022
2 ADD 02	October 27, 2022

PROJECT NUMBER:	21-031
DRAWN BY:	EHW
CHECKED BY:	ARE

PHASE 2 MAIN LEVEL MECHANICAL DEMO PLAN AREA A

2.MD101A

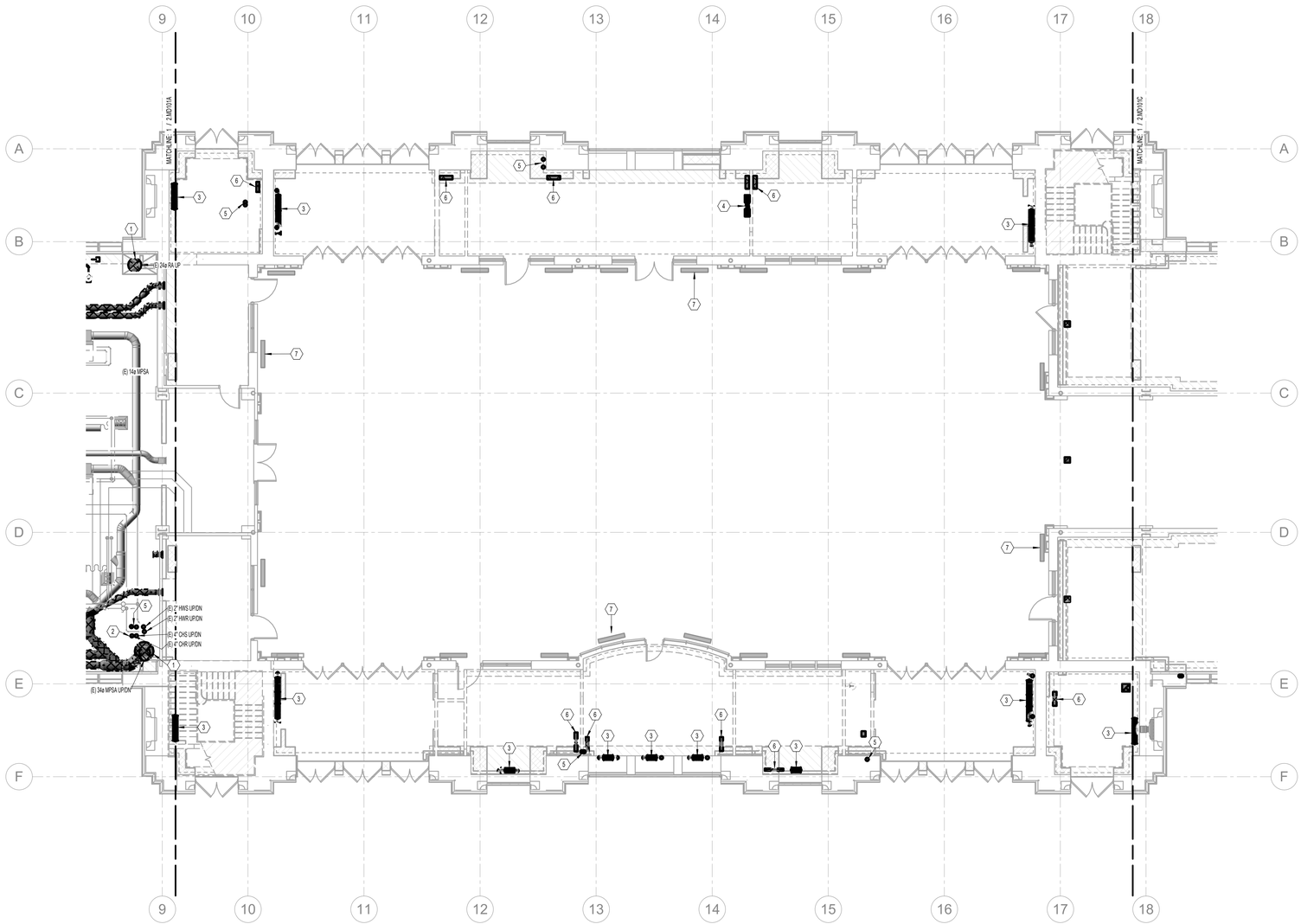

1 PHASE 2 MAIN LEVEL MECHANICAL DEMO PLAN AREA B
SCALE: 1/8" = 1'-0"

GENERAL NOTES

A. EXISTING DRAWINGS ARE BASED ON CASUAL (NON-INTRUSIVE) FIELD OBSERVATIONS AND PREVIOUS PROJECT RECORD DOCUMENTS. UPON DISCOVERY OF CONDITIONS NOT SHOWN OR IN CONFLICT WITH THESE DRAWINGS THAT AFFECT PROJECT BUDGET AND/OR SCHEDULE, CONTRACTOR SHALL IMMEDIATELY REPORT SUCH CONDITIONS TO THE ARCHITECT/ENGINEER IN WRITING FOR DIRECTION ON HOW TO PROCEED.

B. ITEMS SHOWN DARK AND DASHED SHALL BE DEMOLISHED.

C. ITEMS SHOWN LIGHT AND SHADED SHALL REMAIN.

D. THE BUILDING DOES CONTAIN ASBESTOS AND LEAD BASED PAINT IN VARIOUS BUILDING MATERIALS. ITEMS THAT CONTAIN ASBESTOS AND LEAD BASED PAINT ARE NOT TO BE REMOVED OR OTHERWISE DISTURBED. FOR FURTHER INFORMATION PLEASE CONTACT OWNER'S REPRESENTATIVE R & R ENVIRONMENTAL INC. AT 801-352-2380.

E. HAZARDOUS MATERIAL ABATEMENT TO BE COMPLETED BY OWNER. HAZARDOUS MATERIAL INVENTORY REPORT IS AVAILABLE FOR REFERENCE FROM THE OWNER. CONTRACTOR SHALL NOTIFY OWNER IMMEDIATELY IF SUSPECTED HAZARDOUS MATERIALS ARE ENCOUNTERED AND HAZARDOUS MATERIALS SHALL BE ABATED BY OWNER'S REPRESENTATIVE BEFORE PROCEEDING WITH SELECTIVE DEMOLITION.

F. FOR BASEMENT FLOOR PLANS, HATCHED AREA INDICATES LOCATIONS OF FLOOR SLAB DEMOLITION FOR INSTALLATION OF NEW STRUCTURAL MICROPILES AND FOOTINGS.

G. GENERALLY, WHERE WALLS ARE TO RECEIVE SHOTCRETE REINFORCEMENT, 10'-0" CLEAR FROM WALL IS REQUIRED FOR SHOTCRETE APPLICATION. REMOVE EXISTING HVAC EQUIPMENT, DUCTWORK, DIFFUSERS/REGISTERS, PIPING, ETC. WITHIN REQUIRED CLEARANCE AREA.

H. PER THE HAZARDOUS MATERIALS REPORT, GRAY & GREEN DUCT SEALANT ON SITE IS HAZARDOUS AND MUST BE ABATED. GENERALLY, THE HAZARDOUS DUCT SEALANT WAS OBSERVED ON ROUND AND FLAT OVAL DUCTWORK. ALL DUCTWORK DEMOLITION TO BE PERFORMED BY ABATEMENT CONTRACTOR.

I. WHERE NOTED ON PLANS, CONTRACTOR SHALL SALVAGE EXISTING ORNAMENTAL HVAC SUPPLY/RETURN REGISTERS LOCATED IN CAFE AREA AND ELSEWHERE THROUGHOUT BUILDING. CONTRACTOR SHALL TAG AND LOG EACH REGISTER'S ORIGINAL INSTALLATION LOCATION AND FUNCTION. UPON DISCOVERY OF ADDITIONAL ORNAMENTAL SUPPLY/RETURN REGISTERS NOT NOTED ON PLANS, CONTRACTOR SHALL CONTACT ARCHITECT/ENGINEER FOR DIRECTION.

J. WHERE EXISTING CEILINGS ARE SCHEDULED TO BE REMOVED, REMOVE EXISTING CEILING HVAC SUPPLY/RETURN/EXHAUST GRILLES. FOR GRILLES LOCATED IN CEILINGS TO BE REMOVED BY THE ABATEMENT CONTRACTOR, THE ABATEMENT CONTRACTOR SHALL PERFORM REMOVAL.

△1
K. REMOVAL OF LOW VOLTAGE HVAC CONTROLS WIRING SHALL BE INCLUDED AS PART OF THE MECHANICAL DEMOLITON SCOPE.

KEYNOTES

△1

1	REMOVE EXISTING DUCT MAINS FROM AIR HANDLERS IN ATTIC DOWN TO BASEMENT LEVEL.
2	REMOVE EXISTING PIPE RISERS FROM BASEMENT UP TO ATTIC.
3	REMOVE EXISTING RADIATOR AND SALVAGE.
4	REMOVE EXISTING INDOOR MINI-SPLIT UNIT.
5	REMOVE ALL STEAM SYSTEM PIPING AND RELATED EQUIPMENT.
6	REMOVE EXISTING FLOOR GRILLE(S).
7	FLOOR-MOUNTED BAR GRILLE SERVING AS RA OPENING TO BASEMENT TO REMAIN, TYP.

△1

DEMOLITION LEGEND

- EXISTING PIPING TO REMAIN
- EXISTING PIPING TO BE REMOVED
- EXISTING DUCT/EQUIPMENT/FIXTURE TO REMAIN
- EXISTING DUCT/EQUIPMENT/FIXTURE TO BE REMOVED

NOTES:
1. REMOVE AND SALVAGE ITEMS AS NOTED ON PLANS.
2. ALL DUCTWORK DEMOLOTION TO BE PERFORMED BY OWNER.

KEY MAP

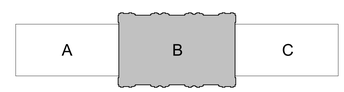

CRSA
ARCHITECTURE · PLANNING · INTERIORS
649 E SOUTH TEMPLE
SALT LAKE CITY, UT 84102
801.355.5915 · www.crsa-us.com

ARCHITECT
CRSA — C/O ZACH HESLOP
175 S. MAIN ST., STE. 300 — zheslop@crsa-us.com
SALT LAKE CITY, UT 84111 — (801)746-4974

STRUCTURAL ENGINEER
REAVELEY ENGINEERS + ASSOC. — C/O JEROD JOHNSON
675 EAST 500 SOUTH, SUITE 400 — jjohnson@reaveley.com
SALT LAKE CITY, UT 84102 — (801) 486-3883

MECHANICAL ENGINEER
COLVIN ENGINEERING ASSOC. — C/O ALLEN EVANS
505 E. SOUTH TEMPLE — aevans@cea-ut.com
SALT LAKE CITY, UT 84102 — (801) 322-2400

ELECTRICAL ENGINEER
SPECTRUM ENGINEERING — C/O MICHAEL FACKRELL
324 STATE ST. STE. 400 — michael.fackrell@speceng.com
SALT LAKE CITY, UT 84102 — (801) 328-5151

CM/GC
GRAMOLL CONSTRUCTION — C/O JIM GRAMOLL
155 S 750 W — jim.gramoll@gramoll.com
NORTH SALT LAKE, UT 84054 — (801) 295-2341

RIO GRANDE DEPOT SEISMIC UPGRADE

300 SOUTH RIO GRANDE STREET
SALT LAKE CITY, UT 84101

DFCM PROJECT #20229080

STAMP



ISSUE TYPE:		DATE:
BP-02		October 3, 2022
△1		
2	ADD 02	October 27, 2022

PROJECT NUMBER:	21-031
DRAWN BY:	EHW
CHECKED BY:	ARE

PHASE 2 MAIN LEVEL MECHANICAL DEMO PLAN AREA B

2.MD101B

2022-10-27 C:\Users\ehw\Desktop\Drawing Upgrade\Rebar 2022\2.MD101B.dwg Model Date/Time: 10/27/2022 10:41:36 AM by: ehw

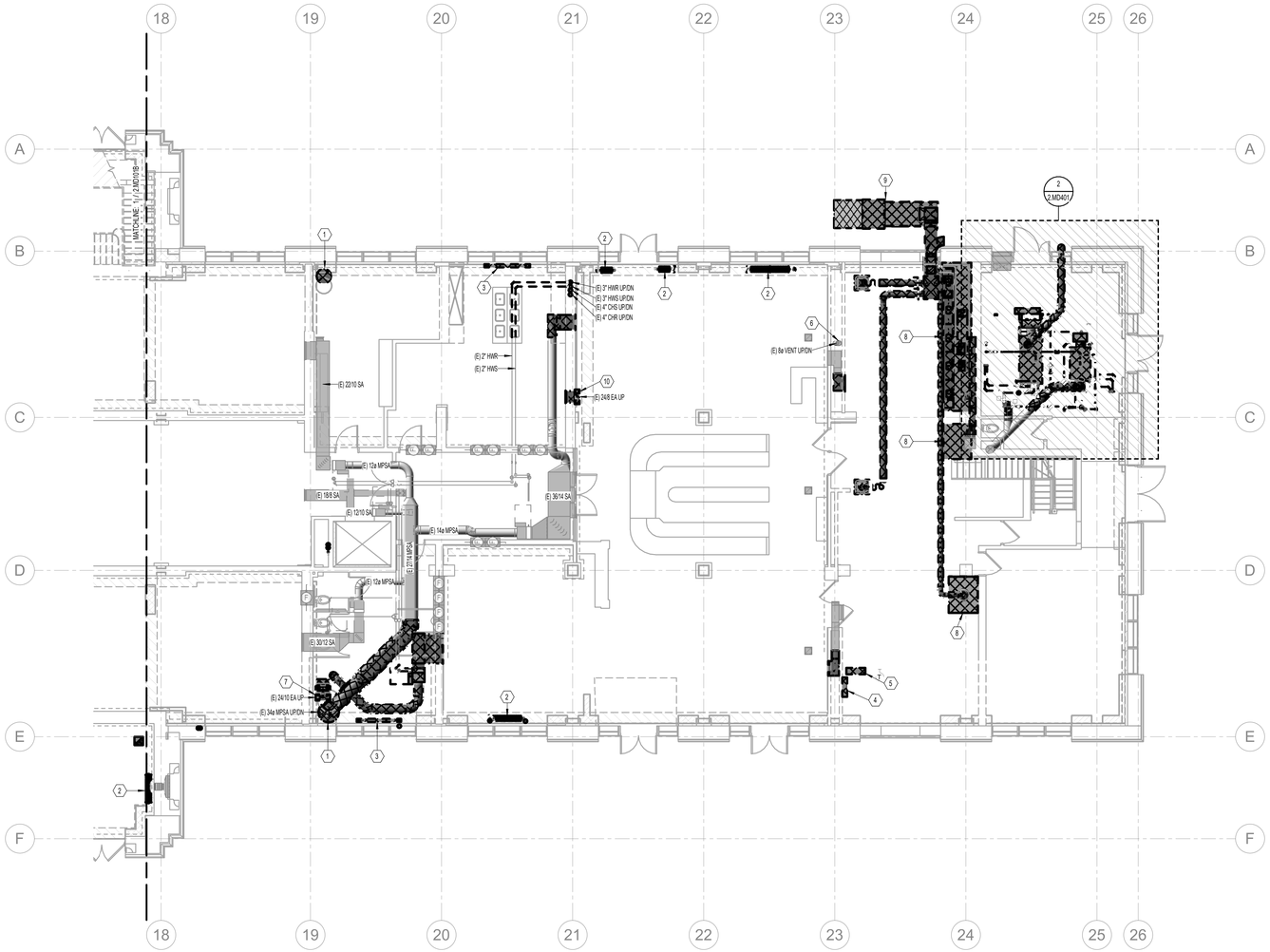

1 PHASE 2 MAIN LEVEL MECHANICAL DEMO PLAN AREA C
SCALE: 1/8" = 1'-0"

GENERAL NOTES

A. EXISTING DRAWINGS ARE BASED ON CASUAL (NON-INTRUSIVE) FIELD OBSERVATIONS AND PREVIOUS PROJECT RECORD DOCUMENTS. UPON DISCOVERY OF CONDITIONS NOT SHOWN OR IN CONFLICT WITH THESE DRAWINGS THAT AFFECT PROJECT BUDGET AND/OR SCHEDULE, CONTRACTOR SHALL IMMEDIATELY REPORT SUCH CONDITIONS TO THE ARCHITECT/ENGINEER IN WRITING FOR DIRECTION ON HOW TO PROCEED.

B. ITEMS SHOWN DARK AND DASHED SHALL BE DEMOLISHED.

C. ITEMS SHOWN LIGHT AND SHADED SHALL REMAIN.

D. THE BUILDING DOES CONTAIN ASBESTOS AND LEAD BASED PAINT IN VARIOUS BUILDING MATERIALS. ITEMS THAT CONTAIN ASBESTOS AND LEAD BASED PAINT ARE NOT TO BE REMOVED OR OTHERWISE DISTURBED. FOR FURTHER INFORMATION PLEASE CONTACT OWNER'S REPRESENTATIVE R & R ENVIRONMENTAL INC. AT 801-352-2380.

E. HAZARDOUS MATERIAL ABATEMENT TO BE COMPLETED BY OWNER. HAZARDOUS MATERIAL INVENTORY REPORT IS AVAILABLE FOR REFERENCE FROM THE OWNER. CONTRACTOR SHALL NOTIFY OWNER IMMEDIATELY IF SUSPECTED HAZARDOUS MATERIALS ARE ENCOUNTERED AND HAZARDOUS MATERIALS SHALL BE ABATED BY OWNER'S REPRESENTATIVE BEFORE PROCEEDING WITH SELECTIVE DEMOLITION.

F. FOR BASEMENT FLOOR PLANS, HATCHED AREA INDICATES LOCATIONS OF FLOOR SLAB DEMOLITION FOR INSTALLATION OF NEW STRUCTURAL MICROPILES AND FOOTINGS.

G. GENERALLY, WHERE WALLS ARE TO RECEIVE SHOTCRETE REINFORCEMENT, 10'-0" CLEAR FROM WALL IS REQUIRED FOR SHOTCRETE APPLICATION. REMOVE EXISTING HVAC EQUIPMENT, DUCTWORK, DIFFUSERS/REGISTERS, PIPING, ETC. WITHIN REQUIRED CLEARANCE AREA.

H. PER THE HAZARDOUS MATERIALS REPORT, GRAY & GREEN DUCT SEALANT ON SITE IS HAZARDOUS AND MUST BE ABATED. GENERALLY, THE HAZARDOUS DUCT SEALANT WAS OBSERVED ON ROUND AND FLAT OVAL DUCTWORK. ALL DUCTWORK DEMOLITION TO BE PERFORMED BY ABATEMENT CONTRACTOR.

I. WHERE NOTED ON PLANS, CONTRACTOR SHALL SALVAGE EXISTING ORNAMENTAL HVAC SUPPLY/RETURN REGISTERS LOCATED IN CAFE AREA AND ELSEWHERE THROUGHOUT BUILDING. CONTRACTOR SHALL TAG AND LOG EACH REGISTER'S ORIGINAL INSTALLATION LOCATION AND FUNCTION. UPON DISCOVERY OF ADDITIONAL ORNAMENTAL SUPPLY/RETURN REGISTERS NOT NOTED ON PLANS, CONTRACTOR SHALL CONTACT ARCHITECT/ENGINEER FOR DIRECTION.

J. WHERE EXISTING CEILINGS ARE SCHEDULED TO BE REMOVED, REMOVE EXISTING CEILING HVAC SUPPLY/RETURN/EXHAUST GRILLES. FOR GRILLES LOCATED IN CEILINGS TO BE REMOVED BY THE ABATEMENT CONTRACTOR, THE ABATEMENT CONTRACTOR SHALL PERFORM REMOVAL.

1 K. REMOVAL OF LOW VOLTAGE HVAC CONTROLS WIRING SHALL BE INCLUDED AS PART OF THE MECHANICAL DEMOLITON SCOPE.

KEYNOTES

1	REMOVE EXISTING DUCT MAINS FROM AIR HANDLERS IN ATTIC DOWN TO BASEMENT LEVEL.
2	REMOVE EXISTING RADIATOR AND SALVAGE.
3	REMOVE EXISTING FIN TUBE HEATER.
4	REMOVE EXISTING INDOOR MINI-SPLIT UNIT.
5	REMOVE EXISTING MINI-SPLIT CONDENSING UNIT INSTALLED ABOVE OFFICE CEILING.
6	EXISTING WATER HEATER FLUE VENT FROM BASEMENT UP THROUGH ROOF TO REMAIN.
7	EXHAUST DUCTWORK UP TO ATTIC SHALL BE REMOVED BY OWNER.
8	REMOVE EXISTING KITCHEN HOOD AND ASSOCIATED EXHAUST AND MAKE-UP AIR DUCTWORK.
9	REMOVE EXISTING GAS-FIRED KITCHEN MAKE-UP AIR UNIT.
10	EXISTING GENERAL EXHAUST DUCTWORK IN CHASE TO BE REMOVED BY OWNER.

DEMOLITION LEGEND

- EXISTING PIPING TO REMAIN
- EXISTING PIPING TO BE REMOVED
- EXISTING DUCT/EQUIPMENT/FIXTURE TO REMAIN
- EXISTING DUCT/EQUIPMENT/FIXTURE TO BE REMOVED

NOTES:
1. REMOVE AND SALVAGE ITEMS AS NOTED ON PLANS.
2. ALL DUCTWORK DEMOLOTION TO BE PERFORMED BY OWNER.

KEY MAP

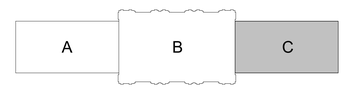

CRSA
ARCHITECTURE · PLANNING · INTERIORS
649 E SOUTH TEMPLE
SALT LAKE CITY, UT 84102
801.355.5915 · www.crsa-us.com

ARCHITECT
CRSA — C/O ZACH HESLOP
175 S. MAIN ST., STE. 300 — zheslop@crsa-us.com
SALT LAKE CITY, UT 84111 — (801)746-4974

STRUCTURAL ENGINEER
REAVELEY ENGINEERS + ASSOC. — C/O JEROD JOHNSON
675 EAST 500 SOUTH, SUITE 400 — jjohnson@reaveley.com
SALT LAKE CITY, UT 84102 — (801) 486-3883

MECHANICAL ENGINEER
COLVIN ENGINEERING ASSOC. — C/O ALLEN EVANS
505 E. SOUTH TEMPLE — aevans@cea-ut.com
SALT LAKE CITY, UT 84102 — (801) 322-2400

ELECTRICAL ENGINEER
SPECTRUM ENGINEERING — C/O MICHAEL FACKRELL
324 STATE ST. STE. 400 — michael.fackrell@speceng.com
SALT LAKE CITY, UT 84102 — (801) 328-5151

CM/GC
GRAMOLL CONSTRUCTION — C/O JIM GRAMOLL
155 S 750 W — jim.gramoll@gramoll.com
NORTH SALT LAKE, UT 84054 — (801) 295-2341

RIO GRANDE DEPOT
SEISMIC UPGRADE

300 SOUTH RIO GRANDE STREET
SALT LAKE CITY, UT 84101

DFCM PROJECT #20229080

STAMP

ISSUE TYPE:	DATE:
BP-02	October 3, 2022
2 ADD 02	October 27, 2022

PROJECT NUMBER:	21-031
DRAWN BY:	EHW
CHECKED BY:	ARE

PHASE 2 MAIN LEVEL MECHANICAL DEMO PLAN AREA C

2.MD101C

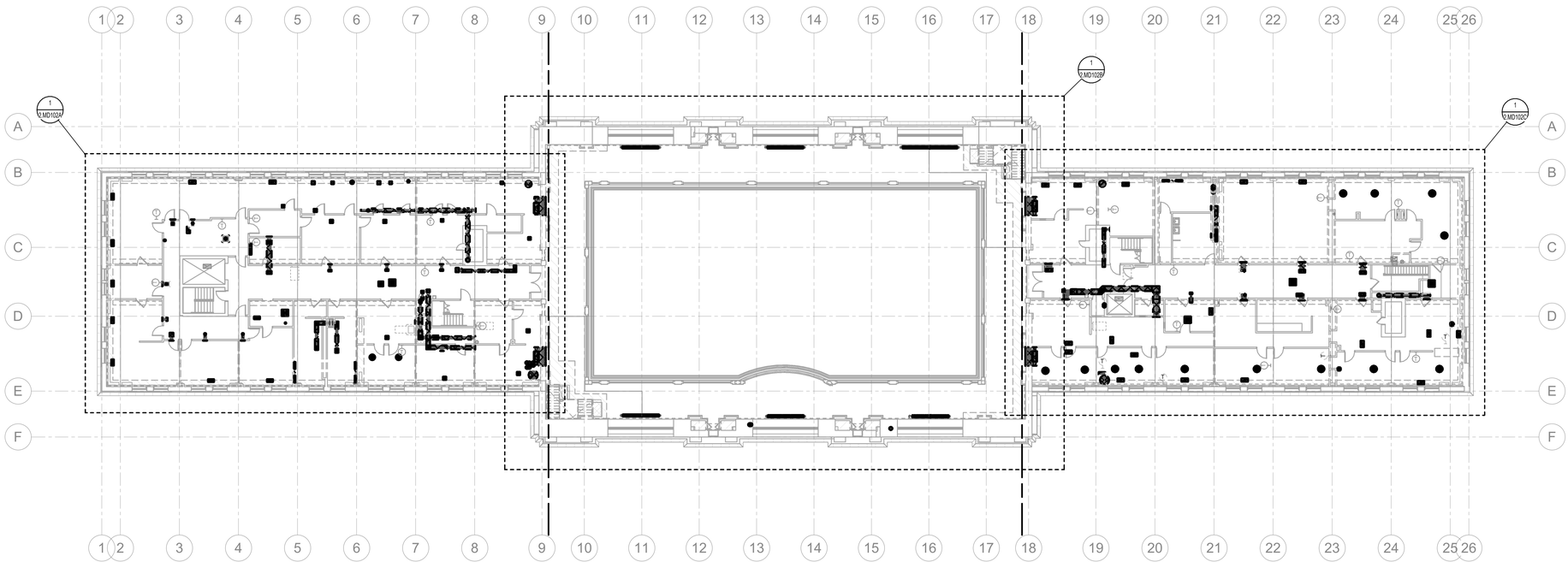

PHASE 2 UPPER LEVEL OVERALL MECHANICAL DEMO PLAN

1 SCALE: 1/16" = 1'-0"

GENERAL NOTES

A. EXISTING DRAWINGS ARE BASED ON CASUAL (NON-INTRUSIVE) FIELD OBSERVATIONS AND PREVIOUS PROJECT RECORD DOCUMENTS. UPON DISCOVERY OF CONDITIONS NOT SHOWN OR IN CONFLICT WITH THESE DRAWINGS THAT AFFECT PROJECT BUDGET AND/OR SCHEDULE, CONTRACTOR SHALL IMMEDIATELY REPORT SUCH CONDITIONS TO THE ARCHITECT/ENGINEER IN WRITING FOR DIRECTION ON HOW TO PROCEED.

B. ITEMS SHOWN DARK AND DASHED SHALL BE DEMOLISHED.

C. ITEMS SHOWN LIGHT AND SHADED SHALL REMAIN.

D. THE BUILDING DOES CONTAIN ASBESTOS AND LEAD BASED PAINT IN VARIOUS BUILDING MATERIALS. ITEMS THAT CONTAIN ASBESTOS AND LEAD BASED PAINT ARE NOT TO BE REMOVED OR OTHERWISE DISTURBED. FOR FURTHER INFORMATION PLEASE CONTACT OWNER'S REPRESENTATIVE R & R ENVIRONMENTAL INC. AT 801-352-2380.

E. HAZARDOUS MATERIAL ABATEMENT TO BE COMPLETED BY OWNER. HAZARDOUS MATERIAL INVENTORY REPORT IS AVAILABLE FOR REFERENCE FROM THE OWNER. CONTRACTOR SHALL NOTIFY OWNER IMMEDIATELY IF SUSPECTED HAZARDOUS MATERIALS ARE ENCOUNTERED AND HAZARDOUS MATERIALS SHALL BE ABATED BY OWNER'S REPRESENTATIVE BEFORE PROCEEDING WITH SELECTIVE DEMOLITION.

F. FOR BASEMENT FLOOR PLANS, HATCHED AREA INDICATES LOCATIONS OF FLOOR SLAB DEMOLITION FOR INSTALLATION OF NEW STRUCTURAL MICROPILES AND FOOTINGS.

G. GENERALLY, WHERE WALLS ARE TO RECEIVE SHOTCRETE REINFORCEMENT, 10'-0" CLEAR FROM WALL IS REQUIRED FOR SHOTCRETE APPLICATION. REMOVE EXISTING HVAC EQUIPMENT, DUCTWORK, DIFFUSERS/REGISTERS, PIPING, ETC. WITHIN REQUIRED CLEARANCE AREA.

H. PER THE HAZARDOUS MATERIALS REPORT, GRAY & GREEN DUCT SEALANT ON SITE IS HAZARDOUS AND MUST BE ABATED. GENERALLY, THE HAZARDOUS DUCT SEALANT WAS OBSERVED ON ROUND AND FLAT OVAL DUCTWORK. ALL DUCTWORK DEMOLITION TO BE PERFORMED BY ABATEMENT CONTRACTOR.

I. WHERE NOTED ON PLANS, CONTRACTOR SHALL SALVAGE EXISTING ORNAMENTAL HVAC SUPPLY/RETURN REGISTERS LOCATED IN CAFE AREA AND ELSEWHERE THROUGHOUT BUILDING. CONTRACTOR SHALL TAG AND LOG EACH REGISTER'S ORIGINAL INSTALLATION LOCATION AND FUNCTION. UPON DISCOVERY OF ADDITIONAL ORNAMENTAL SUPPLY/RETURN REGISTERS NOT NOTED ON PLANS, CONTRACTOR SHALL CONTACT ARCHITECT/ENGINEER FOR DIRECTION.

J. WHERE EXISTING CEILINGS ARE SCHEDULED TO BE REMOVED, REMOVE EXISTING CEILING HVAC SUPPLY/RETURN/EXHAUST GRILLES. FOR GRILLES LOCATED IN CEILINGS TO BE REMOVED BY THE ABATEMENT CONTRACTOR, THE ABATEMENT CONTRACTOR SHALL PERFORM REMOVAL.

1 K. REMOVAL OF LOW VOLTAGE HVAC CONTROLS WIRING SHALL BE INCLUDED AS PART OF THE MECHANICAL DEMOLITON SCOPE.

DEMOLITION LEGEND

- EXISTING PIPING TO REMAIN
- EXISTING PIPING TO BE REMOVED
- EXISTING DUCT/EQUIPMENT/FIXTURE TO REMAIN
- EXISTING DUCT/EQUIPMENT/FIXTURE TO BE REMOVED

NOTES:
1. REMOVE AND SALVAGE ITEMS AS NOTED ON PLANS.
2. ALL DUCTWORK DEMOLOTION TO BE PERFORMED BY OWNER.

KEY MAP

A | B | C

CRSA
ARCHITECTURE · PLANNING · INTERIORS
649 E SOUTH TEMPLE
SALT LAKE CITY, UT 84102
801.355.5915 · www.crsa-us.com

ARCHITECT
CRSA — C/O ZACH HESLOP
175 S. MAIN ST., STE. 300 — zheslop@crsa-us.com
SALT LAKE CITY, UT 84111 — (801)746-4974

STRUCTURAL ENGINEER
REAVELEY ENGINEERS + ASSOC. — C/O JEROD JOHNSON
675 EAST 500 SOUTH, SUITE 400 — jjohnson@reaveley.com
SALT LAKE CITY, UT 84102 — (801) 486-3883

MECHANICAL ENGINEER
COLVIN ENGINEERING ASSOC. — C/O ALLEN EVANS
505 E. SOUTH TEMPLE — aevans@cea-ut.com
SALT LAKE CITY, UT 84102 — (801) 322-2400

ELECTRICAL ENGINEER
SPECTRUM ENGINEERING — C/O MICHAEL FACKRELL
324 STATE ST. STE. 400 — michael.fackrell@speceng.com
SALT LAKE CITY, UT 84102 — (801) 328-5151

CM/GC
GRAMOLL CONSTRUCTION — C/O JIM GRAMOLL
155 S 750 W — jim.gramoll@gramoll.com
NORTH SALT LAKE, UT 84054 — (801) 295-2341

RIO GRANDE DEPOT SEISMIC UPGRADE

300 SOUTH RIO GRANDE STREET
SALT LAKE CITY, UT 84101

DFCM PROJECT #20229080

STAMP

ISSUE TYPE:	DATE:
BP-02	October 3, 2022
2 ADD 02	October 27, 2022

PROJECT NUMBER:	21-031
DRAWN BY:	EHW
CHECKED BY:	ARE

PHASE 2 UPPER LEVEL OVERALL MECHANICAL DEMO PLAN

2.MD102

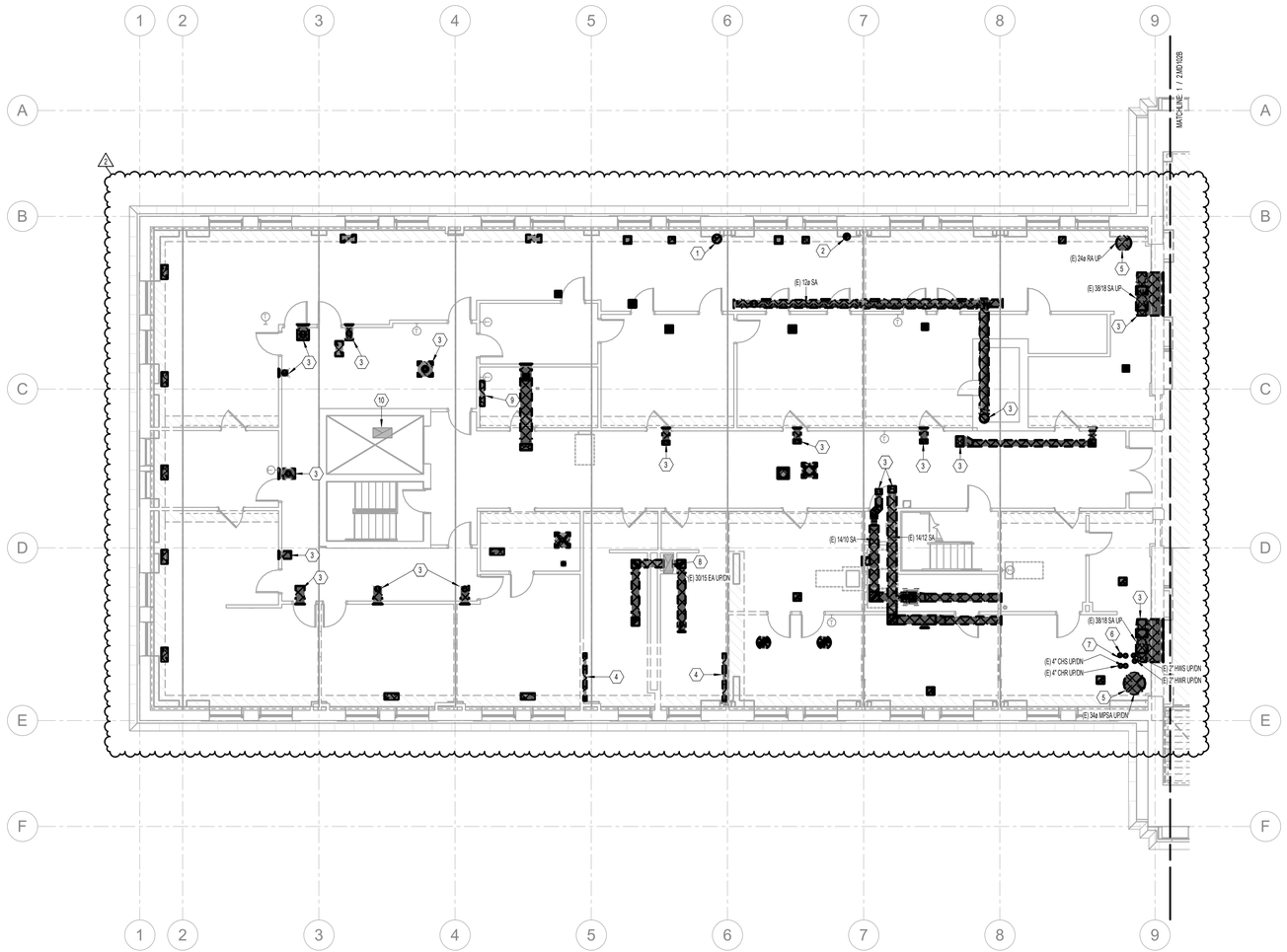

1 PHASE 2 UPPER LEVEL MECHANICAL DEMO PLAN AREA A
SCALE: 1/8" = 1'-0"

GENERAL NOTES

A. EXISTING DRAWINGS ARE BASED ON CASUAL (NON-INTRUSIVE) FIELD OBSERVATIONS AND PREVIOUS PROJECT RECORD DOCUMENTS. UPON DISCOVERY OF CONDITIONS NOT SHOWN OR IN CONFLICT WITH THESE DRAWINGS THAT AFFECT PROJECT BUDGET AND/OR SCHEDULE, CONTRACTOR SHALL IMMEDIATELY REPORT SUCH CONDITIONS TO THE ARCHITECT/ENGINEER IN WRITING FOR DIRECTION ON HOW TO PROCEED.

B. ITEMS SHOWN DARK AND DASHED SHALL BE DEMOLISHED.

C. ITEMS SHOWN LIGHT AND SHADED SHALL REMAIN.

D. THE BUILDING DOES CONTAIN ASBESTOS AND LEAD BASED PAINT IN VARIOUS BUILDING MATERIALS. ITEMS THAT CONTAIN ASBESTOS AND LEAD BASED PAINT ARE NOT TO BE REMOVED OR OTHERWISE DISTURBED. FOR FURTHER INFORMATION PLEASE CONTACT OWNER'S REPRESENTATIVE R & R ENVIRONMENTAL INC. AT 801-352-2380.

E. HAZARDOUS MATERIAL ABATEMENT TO BE COMPLETED BY OWNER. HAZARDOUS MATERIAL INVENTORY REPORT IS AVAILABLE FOR REFERENCE FROM THE OWNER. CONTRACTOR SHALL NOTIFY OWNER IMMEDIATELY IF SUSPECTED HAZARDOUS MATERIALS ARE ENCOUNTERED AND HAZARDOUS MATERIALS SHALL BE ABATED BY OWNER'S REPRESENTATIVE BEFORE PROCEEDING WITH SELECTIVE DEMOLITION.

F. FOR BASEMENT FLOOR PLANS, HATCHED AREA INDICATES LOCATIONS OF FLOOR SLAB DEMOLITION FOR INSTALLATION OF NEW STRUCTURAL MICROPILES AND FOOTINGS.

G. GENERALLY, WHERE WALLS ARE TO RECEIVE SHOTCRETE REINFORCEMENT, 10'-0" CLEAR FROM WALL IS REQUIRED FOR SHOTCRETE APPLICATION. REMOVE EXISTING HVAC EQUIPMENT, DUCTWORK, DIFFUSERS/REGISTERS, PIPING, ETC. WITHIN REQUIRED CLEARANCE AREA.

H. PER THE HAZARDOUS MATERIALS REPORT, GRAY & GREEN DUCT SEALANT ON SITE IS HAZARDOUS AND MUST BE ABATED. GENERALLY, THE HAZARDOUS DUCT SEALANT WAS OBSERVED ON ROUND AND FLAT OVAL DUCTWORK. ALL DUCTWORK DEMOLITION TO BE PERFORMED BY ABATEMENT CONTRACTOR.

I. WHERE NOTED ON PLANS, CONTRACTOR SHALL SALVAGE EXISTING ORNAMENTAL HVAC SUPPLY/RETURN REGISTERS LOCATED IN CAFE AREA AND ELSEWHERE THROUGHOUT BUILDING. CONTRACTOR SHALL TAG AND LOG EACH REGISTER'S ORIGINAL INSTALLATION LOCATION AND FUNCTION. UPON DISCOVERY OF ADDITIONAL ORNAMENTAL SUPPLY/RETURN REGISTERS NOT NOTED ON PLANS, CONTRACTOR SHALL CONTACT ARCHITECT/ENGINEER FOR DIRECTION.

J. WHERE EXISTING CEILINGS ARE SCHEDULED TO BE REMOVED, REMOVE EXISTING CEILING HVAC SUPPLY/RETURN/EXHAUST GRILLES. FOR GRILLES LOCATED IN CEILINGS TO BE REMOVED BY THE ABATEMENT CONTRACTOR, THE ABATEMENT CONTRACTOR SHALL PERFORM REMOVAL.

2 K. REMOVAL OF LOW VOLTAGE HVAC CONTROLS WIRING SHALL BE INCLUDED AS PART OF THE MECHANICAL DEMOLITON SCOPE.

KEYNOTES

2

1	FUME HOOD EXHAUST DUCT FROM BASEMENT LEVEL UP TO EXHAUST FAN ON ROOF. FUME HOOD AND ASSOCIATED DUCTWORK TO BE REMOVED BY OWNER.
2	EXHAUST DUCTWORK UP TO ATTIC SHALL BE REMOVED BY OWNER.
3	HVAC GRILLE AND DUCTWORK UP TO ATTIC LEVEL TO BE REMOVED BY OWNER.
4	REMOVE EXISTING FIN TUBE HEATER.
5	REMOVE EXISTING DUCT MAINS FROM AIR HANDLERS IN ATTIC DOWN TO BASEMENT LEVEL.
6	REMOVE ALL STEAM SYSTEM PIPING AND RELATED EQUIPMENT.
7	REMOVE EXISTING PIPE RISERS FROM BASEMENT UP TO ATTIC.
8	GENERAL EXHAUST DUCT RISER TO LEVEL ABOVE TO REMAIN. CAP AND SEAL ALL OPENINGS. OWNER SHALL REMOVE HORIZONTAL DUCTING AS SHOWN.
9	REMOVE EXISTING INDOOR MINI-SPLIT UNIT.
10	EXISTING EXHAUST/RELIEF DUCTWORK FROM ELEVATOR SHAFT UP THROUGH ROOF TO REMAIN.

2

DEMOLITION LEGEND

- EXISTING PIPING TO REMAIN
- EXISTING PIPING TO BE REMOVED
- EXISTING DUCT/EQUIPMENT/FIXTURE TO REMAIN
- EXISTING DUCT/EQUIPMENT/FIXTURE TO BE REMOVED

NOTES:
1. REMOVE AND SALVAGE ITEMS AS NOTED ON PLANS.
2. ALL DUCTWORK DEMOLOTION TO BE PERFORMED BY OWNER.

KEY MAP



CRSA
ARCHITECTURE · PLANNING · INTERIORS
649 E SOUTH TEMPLE
SALT LAKE CITY, UT 84102
801.355.5915 · www.crsa-us.com

ARCHITECT
CRSA — C/O ZACH HESLOP
175 S. MAIN ST., STE. 300 — zheslop@crsa-us.com
SALT LAKE CITY, UT 84111 — (801)746-4974

STRUCTURAL ENGINEER
REAVELEY ENGINEERS + ASSOC. — C/O JEROD JOHNSON
675 EAST 500 SOUTH, SUITE 400 — jjohnson@reaveley.com
SALT LAKE CITY, UT 84102 — (801) 486-3883

MECHANICAL ENGINEER
COLVIN ENGINEERING ASSOC. — C/O ALLEN EVANS
505 E. SOUTH TEMPLE — aevans@cea-ut.com
SALT LAKE CITY, UT 84102 — (801) 322-2400

ELECTRICAL ENGINEER
SPECTRUM ENGINEERING — C/O MICHAEL FACKRELL
324 STATE ST. STE. 400 — michael.fackrell@speceng.com
SALT LAKE CITY, UT 84102 — (801) 328-5151

CM/GC
GRAMOLL CONSTRUCTION — C/O JIM GRAMOLL
155 S 750 W — jim.gramoll@gramoll.com
NORTH SALT LAKE, UT 84054 — (801) 295-2341

RIO GRANDE DEPOT SEISMIC UPGRADE

300 SOUTH RIO GRANDE STREET
SALT LAKE CITY, UT 84101

DFCM PROJECT #20229080

STAMP

ISSUE TYPE:	DATE:
BP-02	October 3, 2022
2 ADD 02	October 27, 2022

PROJECT NUMBER:	21-031
DRAWN BY:	EHW
CHECKED BY:	ARE

PHASE 2 UPPER LEVEL MECHANICAL DEMO PLAN AREA A

2.MD102A

2021.01 File: I:\projects\Rio Grande Depot\Revit\Rio Grande Depot_2020-01.rvt Print: 10/27/2022 7:25:16 PM

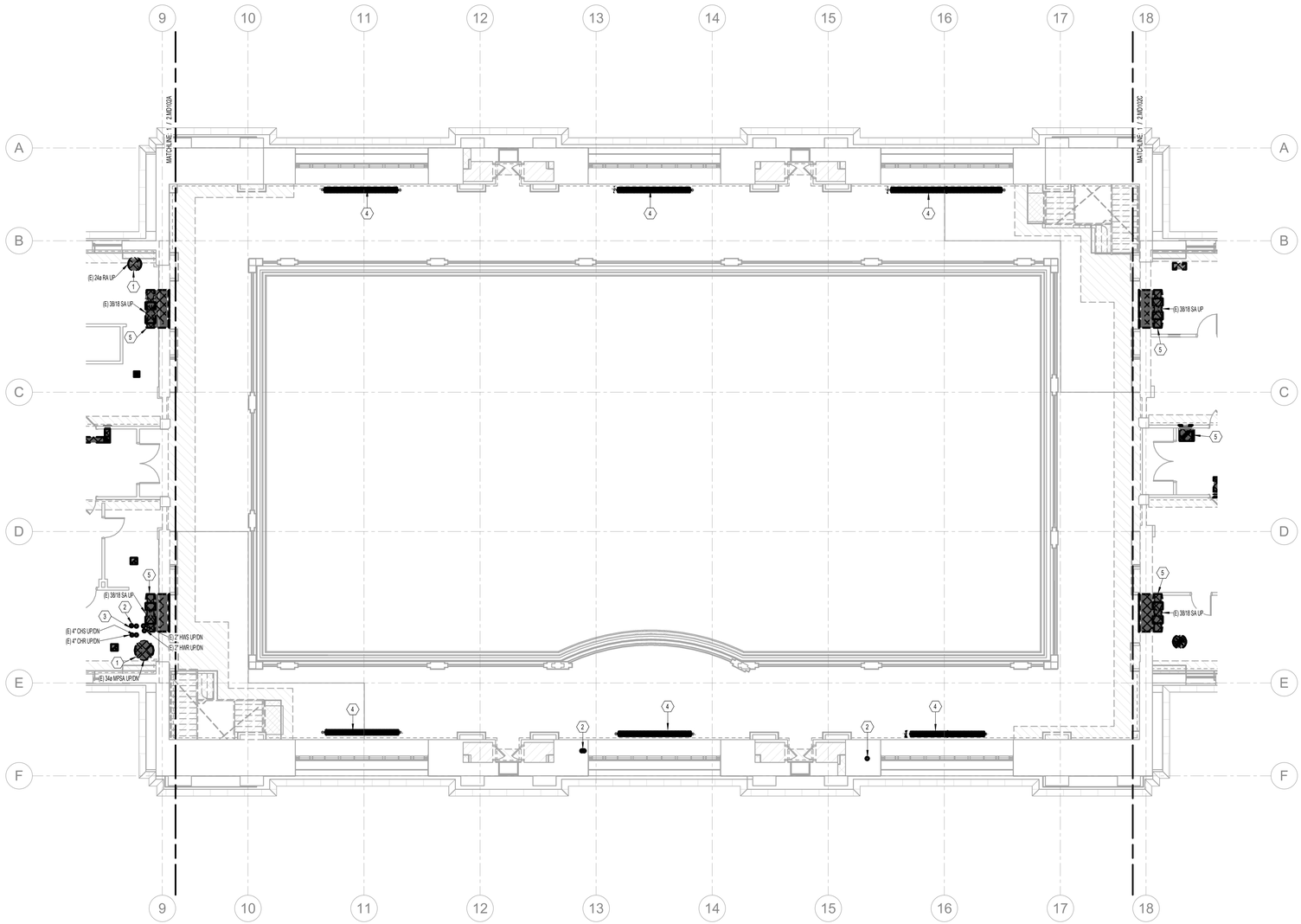

1 PHASE 2 UPPER LEVEL MECHANICAL DEMO PLAN AREA B
SCALE: 1/8" = 1'-0"

GENERAL NOTES

A. EXISTING DRAWINGS ARE BASED ON CASUAL (NON-INTRUSIVE) FIELD OBSERVATIONS AND PREVIOUS PROJECT RECORD DOCUMENTS. UPON DISCOVERY OF CONDITIONS NOT SHOWN OR IN CONFLICT WITH THESE DRAWINGS THAT AFFECT PROJECT BUDGET AND/OR SCHEDULE, CONTRACTOR SHALL IMMEDIATELY REPORT SUCH CONDITIONS TO THE ARCHITECT/ENGINEER IN WRITING FOR DIRECTION ON HOW TO PROCEED.

B. ITEMS SHOWN DARK AND DASHED SHALL BE DEMOLISHED.

C. ITEMS SHOWN LIGHT AND SHADED SHALL REMAIN.

D. THE BUILDING DOES CONTAIN ASBESTOS AND LEAD BASED PAINT IN VARIOUS BUILDING MATERIALS. ITEMS THAT CONTAIN ASBESTOS AND LEAD BASED PAINT ARE NOT TO BE REMOVED OR OTHERWISE DISTURBED. FOR FURTHER INFORMATION PLEASE CONTACT OWNER'S REPRESENTATIVE R & R ENVIRONMENTAL INC. AT 801-352-2380.

E. HAZARDOUS MATERIAL ABATEMENT TO BE COMPLETED BY OWNER. HAZARDOUS MATERIAL INVENTORY REPORT IS AVAILABLE FOR REFERENCE FROM THE OWNER. CONTRACTOR SHALL NOTIFY OWNER IMMEDIATELY IF SUSPECTED HAZARDOUS MATERIALS ARE ENCOUNTERED AND HAZARDOUS MATERIALS SHALL BE ABATED BY OWNER'S REPRESENTATIVE BEFORE PROCEEDING WITH SELECTIVE DEMOLITION.

F. FOR BASEMENT FLOOR PLANS, HATCHED AREA INDICATES LOCATIONS OF FLOOR SLAB DEMOLITION FOR INSTALLATION OF NEW STRUCTURAL MICROPILES AND FOOTINGS.

G. GENERALLY, WHERE WALLS ARE TO RECEIVE SHOTCRETE REINFORCEMENT, 10'-0" CLEAR FROM WALL IS REQUIRED FOR SHOTCRETE APPLICATION. REMOVE EXISTING HVAC EQUIPMENT, DUCTWORK, DIFFUSERS/REGISTERS, PIPING, ETC. WITHIN REQUIRED CLEARANCE AREA.

H. PER THE HAZARDOUS MATERIALS REPORT, GRAY & GREEN DUCT SEALANT ON SITE IS HAZARDOUS AND MUST BE ABATED. GENERALLY, THE HAZARDOUS DUCT SEALANT WAS OBSERVED ON ROUND AND FLAT OVAL DUCTWORK. ALL DUCTWORK DEMOLITION TO BE PERFORMED BY ABATEMENT CONTRACTOR.

I. WHERE NOTED ON PLANS, CONTRACTOR SHALL SALVAGE EXISTING ORNAMENTAL HVAC SUPPLY/RETURN REGISTERS LOCATED IN CAFE AREA AND ELSEWHERE THROUGHOUT BUILDING. CONTRACTOR SHALL TAG AND LOG EACH REGISTER'S ORIGINAL INSTALLATION LOCATION AND FUNCTION. UPON DISCOVERY OF ADDITIONAL ORNAMENTAL SUPPLY/RETURN REGISTERS NOT NOTED ON PLANS, CONTRACTOR SHALL CONTACT ARCHITECT/ENGINEER FOR DIRECTION.

J. WHERE EXISTING CEILINGS ARE SCHEDULED TO BE REMOVED, REMOVE EXISTING CEILING HVAC SUPPLY/RETURN/EXHAUST GRILLES. FOR GRILLES LOCATED IN CEILINGS TO BE REMOVED BY THE ABATEMENT CONTRACTOR, THE ABATEMENT CONTRACTOR SHALL PERFORM REMOVAL.

1 K. REMOVAL OF LOW VOLTAGE HVAC CONTROLS WIRING SHALL BE INCLUDED AS PART OF THE MECHANICAL DEMOLITON SCOPE.

KEYNOTES

2

1	REMOVE EXISTING DUCT MAINS FROM AIR HANDLERS IN ATTIC DOWN TO BASEMENT LEVEL.
2	REMOVE ALL STEAM SYSTEM PIPING AND RELATED EQUIPMENT.
3	REMOVE EXISTING PIPE RISERS FROM BASEMENT UP TO ATTIC.
4	REMOVE EXISTING RADIATOR AND SALVAGE.
5	HVAC GRILLE AND DUCTWORK UP TO ATTIC LEVEL TO BE REMOVED BY OWNER.

1

DEMOLITION LEGEND

- EXISTING PIPING TO REMAIN
- EXISTING PIPING TO BE REMOVED
- EXISTING DUCT/EQUIPMENT/FIXTURE TO REMAIN
- EXISTING DUCT/EQUIPMENT/FIXTURE TO BE REMOVED

NOTES:
1. REMOVE AND SALVAGE ITEMS AS NOTED ON PLANS.
2. ALL DUCTWORK DEMOLOTION TO BE PERFORMED BY OWNER.

KEY MAP

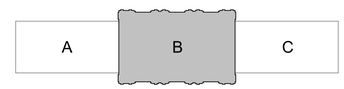

CRSA
ARCHITECTURE · PLANNING · INTERIORS
649 E SOUTH TEMPLE
SALT LAKE CITY, UT 84102
801.355.5915 · www.crsa-us.com

ARCHITECT
CRSA — C/O ZACH HESLOP
175 S. MAIN ST., STE. 300 — zheslop@crsa-us.com
SALT LAKE CITY, UT 84111 — (801)746-4974

STRUCTURAL ENGINEER
REAVELEY ENGINEERS + ASSOC. — C/O JEROD JOHNSON
675 EAST 500 SOUTH, SUITE 400 — jjohnson@reaveley.com
SALT LAKE CITY, UT 84102 — (801) 486-3883

MECHANICAL ENGINEER
COLVIN ENGINEERING ASSOC. — C/O ALLEN EVANS
505 E. SOUTH TEMPLE — aevans@cea-ut.com
SALT LAKE CITY, UT 84102 — (801) 322-2400

ELECTRICAL ENGINEER
SPECTRUM ENGINEERING — C/O MICHAEL FACKRELL
324 STATE ST. STE. 400 — michael.fackrell@speceng.com
SALT LAKE CITY, UT 84102 — (801) 328-5151

CM/GC
GRAMOLL CONSTRUCTION — C/O JIM GRAMOLL
155 S 750 W — jim.gramoll@gramoll.com
NORTH SALT LAKE, UT 84054 — (801) 295-2341

RIO GRANDE DEPOT SEISMIC UPGRADE

300 SOUTH RIO GRANDE STREET
SALT LAKE CITY, UT 84101

DFCM PROJECT #20229080

STAMP



ISSUE TYPE:		DATE:
BP-02		October 3, 2022
2	ADD 02	October 27, 2022

PROJECT NUMBER:	21-031
DRAWN BY:	EHW
CHECKED BY:	ARE

PHASE 2 UPPER LEVEL MECHANICAL DEMO PLAN AREA B

2.MD102B

2022.10.27 C:\Users\ehw\Desktop\Drawing Upgrade\Rev 2022\2.MD102B.dwg Plotted: 10/27/22

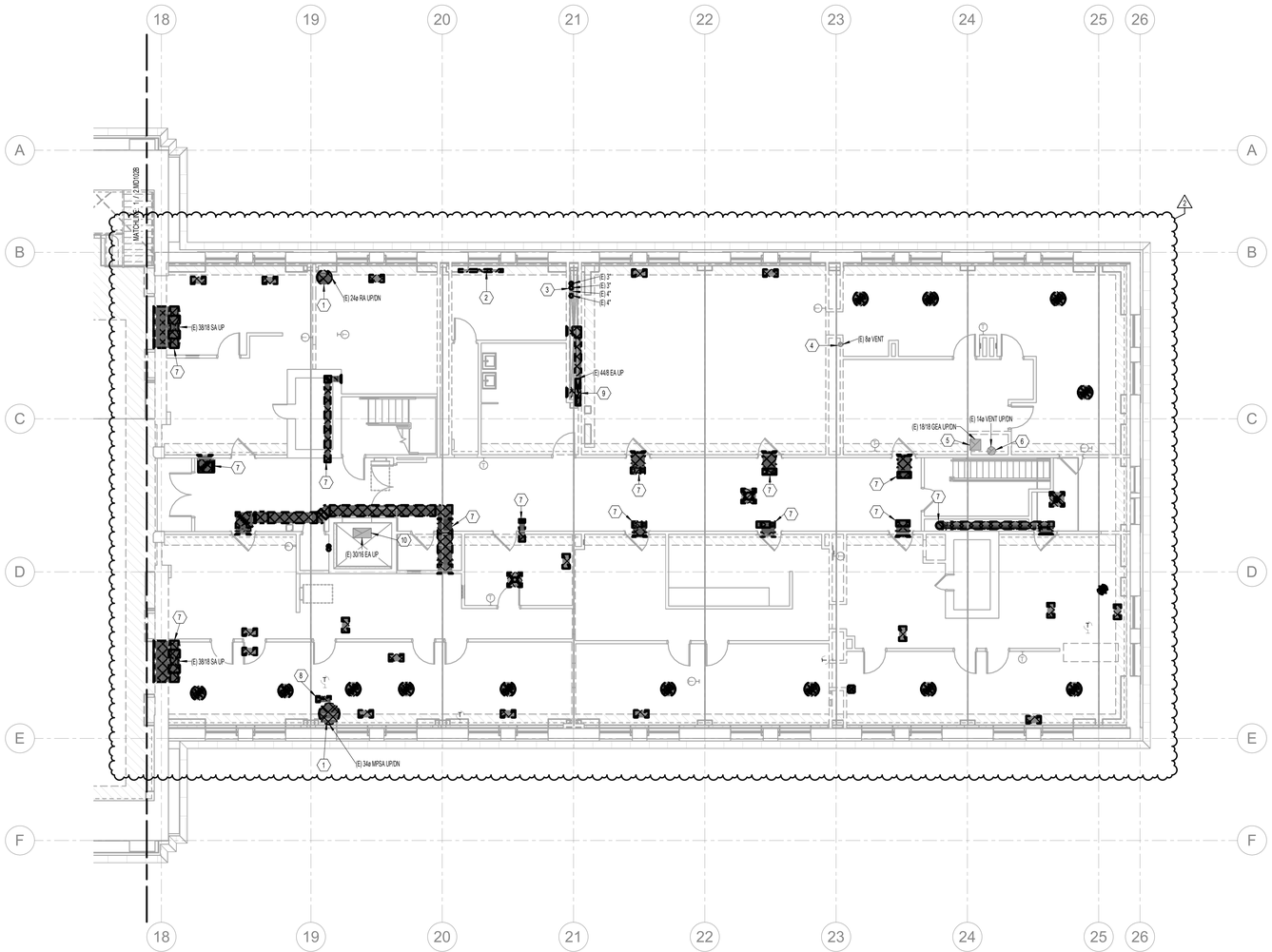

1 PHASE 2 UPPER LEVEL MECHANICAL DEMO PLAN AREA C
SCALE: 1/8" = 1'-0"

GENERAL NOTES

A. EXISTING DRAWINGS ARE BASED ON CASUAL (NON-INTRUSIVE) FIELD OBSERVATIONS AND PREVIOUS PROJECT RECORD DOCUMENTS. UPON DISCOVERY OF CONDITIONS NOT SHOWN OR IN CONFLICT WITH THESE DRAWINGS THAT AFFECT PROJECT BUDGET AND/OR SCHEDULE, CONTRACTOR SHALL IMMEDIATELY REPORT SUCH CONDITIONS TO THE ARCHITECT/ENGINEER IN WRITING FOR DIRECTION ON HOW TO PROCEED.

B. ITEMS SHOWN DARK AND DASHED SHALL BE DEMOLISHED.

C. ITEMS SHOWN LIGHT AND SHADED SHALL REMAIN.

D. THE BUILDING DOES CONTAIN ASBESTOS AND LEAD BASED PAINT IN VARIOUS BUILDING MATERIALS. ITEMS THAT CONTAIN ASBESTOS AND LEAD BASED PAINT ARE NOT TO BE REMOVED OR OTHERWISE DISTURBED. FOR FURTHER INFORMATION PLEASE CONTACT OWNER'S REPRESENTATIVE R & R ENVIRONMENTAL INC. AT 801-352-2380.

E. HAZARDOUS MATERIAL ABATEMENT TO BE COMPLETED BY OWNER. HAZARDOUS MATERIAL INVENTORY REPORT IS AVAILABLE FOR REFERENCE FROM THE OWNER. CONTRACTOR SHALL NOTIFY OWNER IMMEDIATELY IF SUSPECTED HAZARDOUS MATERIALS ARE ENCOUNTERED AND HAZARDOUS MATERIALS SHALL BE ABATED BY OWNER'S REPRESENTATIVE BEFORE PROCEEDING WITH SELECTIVE DEMOLITION.

F. FOR BASEMENT FLOOR PLANS, HATCHED AREA INDICATES LOCATIONS OF FLOOR SLAB DEMOLITION FOR INSTALLATION OF NEW STRUCTURAL MICROPILES AND FOOTINGS.

G. GENERALLY, WHERE WALLS ARE TO RECEIVE SHOTCRETE REINFORCEMENT, 10'-0" CLEAR FROM WALL IS REQUIRED FOR SHOTCRETE APPLICATION. REMOVE EXISTING HVAC EQUIPMENT, DUCTWORK, DIFFUSERS/REGISTERS, PIPING, ETC. WITHIN REQUIRED CLEARANCE AREA.

H. PER THE HAZARDOUS MATERIALS REPORT, GRAY & GREEN DUCT SEALANT ON SITE IS HAZARDOUS AND MUST BE ABATED. GENERALLY, THE HAZARDOUS DUCT SEALANT WAS OBSERVED ON ROUND AND FLAT OVAL DUCTWORK. ALL DUCTWORK DEMOLITION TO BE PERFORMED BY ABATEMENT CONTRACTOR.

I. WHERE NOTED ON PLANS, CONTRACTOR SHALL SALVAGE EXISTING ORNAMENTAL HVAC SUPPLY/RETURN REGISTERS LOCATED IN CAFE AREA AND ELSEWHERE THROUGHOUT BUILDING. CONTRACTOR SHALL TAG AND LOG EACH REGISTER'S ORIGINAL INSTALLATION LOCATION AND FUNCTION. UPON DISCOVERY OF ADDITIONAL ORNAMENTAL SUPPLY/RETURN REGISTERS NOT NOTED ON PLANS, CONTRACTOR SHALL CONTACT ARCHITECT/ENGINEER FOR DIRECTION.

J. WHERE EXISTING CEILINGS ARE SCHEDULED TO BE REMOVED, REMOVE EXISTING CEILING HVAC SUPPLY/RETURN/EXHAUST GRILLES. FOR GRILLES LOCATED IN CEILINGS TO BE REMOVED BY THE ABATEMENT CONTRACTOR, THE ABATEMENT CONTRACTOR SHALL PERFORM REMOVAL.

1 K. REMOVAL OF LOW VOLTAGE HVAC CONTROLS WIRING SHALL BE INCLUDED AS PART OF THE MECHANICAL DEMOLITON SCOPE.

KEYNOTES

1	REMOVE EXISTING DUCT MAINS FROM AIR HANDLERS IN ATTIC DOWN TO BASEMENT LEVEL.
2	REMOVE EXISTING FIN TUBE HEATER.
3	REMOVE EXISTING PIPE RISERS FROM BASEMENT UP TO ATTIC.
4	EXISTING WATER HEATER FLUE VENT FROM BASEMENT UP THROUGH ROOF TO REMAIN.
5	EXISTING KITCHEN HOOD EXHAUST DUCTWORK UP TO EXHAUST FAN IN ATTIC TO REMAIN.
6	EXISTING BOILER FLUE UP THROUGH ROOF TO REMAIN.
7	HVAC GRILLE AND DUCTWORK UP TO ATTIC LEVEL TO BE REMOVED BY OWNER.
8	EXHAUST DUCTWORK UP TO ATTIC SHALL BE REMOVED BY OWNER.
9	EXISTING GENERAL EXHAUST DUCTWORK IN CHASE TO BE REMOVED BY OWNER.
10	EXISTING EXHAUST/RELIEF DUCTWORK FROM ELEVATOR SHAFT UP THROUGH ROOF TO REMAIN.

1 DEMOLITION LEGEND

- EXISTING PIPING TO REMAIN
- EXISTING PIPING TO BE REMOVED
- EXISTING DUCT/EQUIPMENT/FIXTURE TO REMAIN
- EXISTING DUCT/EQUIPMENT/FIXTURE TO BE REMOVED

NOTES:
1. REMOVE AND SALVAGE ITEMS AS NOTED ON PLANS.
2. ALL DUCTWORK DEMOLOTION TO BE PERFORMED BY OWNER.

KEY MAP



CRSA
ARCHITECTURE · PLANNING · INTERIORS
649 E SOUTH TEMPLE
SALT LAKE CITY, UT 84102
801.355.5915 · www.crsa-us.com

ARCHITECT
CRSA — C/O ZACH HESLOP
175 S. MAIN ST., STE. 300 — zheslop@crsa-us.com
SALT LAKE CITY, UT 84111 — (801)746-4974

STRUCTURAL ENGINEER
REAVELEY ENGINEERS + ASSOC. — C/O JEROD JOHNSON
675 EAST 500 SOUTH, SUITE 400 — jjohnson@reaveley.com
SALT LAKE CITY, UT 84102 — (801) 486-3883

MECHANICAL ENGINEER
COLVIN ENGINEERING ASSOC. — C/O ALLEN EVANS
505 E. SOUTH TEMPLE — aevans@cea-ut.com
SALT LAKE CITY, UT 84102 — (801) 322-2400

ELECTRICAL ENGINEER
SPECTRUM ENGINEERING — C/O MICHAEL FACKRELL
324 STATE ST. STE. 400 — michael.fackrell@speceng.com
SALT LAKE CITY, UT 84102 — (801) 328-5151

CM/GC
GRAMOLL CONSTRUCTION — C/O JIM GRAMOLL
155 S 750 W — jim.gramoll@gramoll.com
NORTH SALT LAKE, UT 84054 — (801) 295-2341

RIO GRANDE DEPOT SEISMIC UPGRADE

300 SOUTH RIO GRANDE STREET
SALT LAKE CITY, UT 84101

DFCM PROJECT #20229080

STAMP

ISSUE TYPE:	DATE:
BP-02	October 3, 2022
2 ADD 02	October 27, 2022

PROJECT NUMBER:	21-031
DRAWN BY:	EHW
CHECKED BY:	ARE

PHASE 2 UPPER LEVEL MECHANICAL DEMO PLAN AREA C

2.MD102C

2021 CRSA, Inc. Document Name: 21031a-Rio Grande 2022-09 (Office Archive) 10 Jan 2022 7:55:16 PM

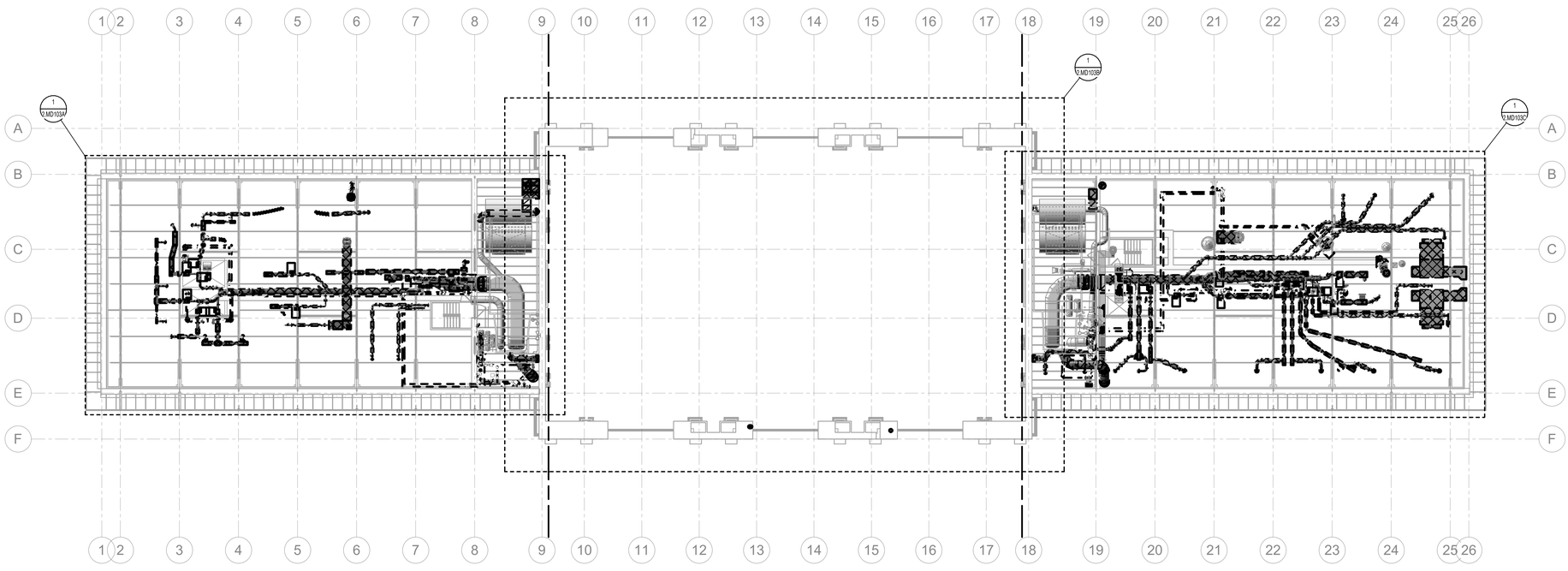

1 PHASE 2 ATTIC OVERALL MECHANICAL DEMO PLAN
SCALE: 1/16" = 1'-0"

GENERAL NOTES

A. EXISTING DRAWINGS ARE BASED ON CASUAL (NON-INTRUSIVE) FIELD OBSERVATIONS AND PREVIOUS PROJECT RECORD DOCUMENTS. UPON DISCOVERY OF CONDITIONS NOT SHOWN OR IN CONFLICT WITH THESE DRAWINGS THAT AFFECT PROJECT BUDGET AND/OR SCHEDULE, CONTRACTOR SHALL IMMEDIATELY REPORT SUCH CONDITIONS TO THE ARCHITECT/ENGINEER IN WRITING FOR DIRECTION ON HOW TO PROCEED.

B. ITEMS SHOWN DARK AND DASHED SHALL BE DEMOLISHED.

C. ITEMS SHOWN LIGHT AND SHADED SHALL REMAIN.

D. THE BUILDING DOES CONTAIN ASBESTOS AND LEAD BASED PAINT IN VARIOUS BUILDING MATERIALS. ITEMS THAT CONTAIN ASBESTOS AND LEAD BASED PAINT ARE NOT TO BE REMOVED OR OTHERWISE DISTURBED. FOR FURTHER INFORMATION PLEASE CONTACT OWNER'S REPRESENTATIVE R & R ENVIRONMENTAL INC. AT 801-352-2380.

E. HAZARDOUS MATERIAL ABATEMENT TO BE COMPLETED BY OWNER. HAZARDOUS MATERIAL INVENTORY REPORT IS AVAILABLE FOR REFERENCE FROM THE OWNER. CONTRACTOR SHALL NOTIFY OWNER IMMEDIATELY IF SUSPECTED HAZARDOUS MATERIALS ARE ENCOUNTERED AND HAZARDOUS MATERIALS SHALL BE ABATED BY OWNER'S REPRESENTATIVE BEFORE PROCEEDING WITH SELECTIVE DEMOLITION.

F. FOR BASEMENT FLOOR PLANS, HATCHED AREA INDICATES LOCATIONS OF FLOOR SLAB DEMOLITION FOR INSTALLATION OF NEW STRUCTURAL MICROPILES AND FOOTINGS.

G. GENERALLY, WHERE WALLS ARE TO RECEIVE SHOTCRETE REINFORCEMENT, 10'-0" CLEAR FROM WALL IS REQUIRED FOR SHOTCRETE APPLICATION. REMOVE EXISTING HVAC EQUIPMENT, DUCTWORK, DIFFUSERS/REGISTERS, PIPING, ETC. WITHIN REQUIRED CLEARANCE AREA.

H. PER THE HAZARDOUS MATERIALS REPORT, GRAY & GREEN DUCT SEALANT ON SITE IS HAZARDOUS AND MUST BE ABATED. GENERALLY, THE HAZARDOUS DUCT SEALANT WAS OBSERVED ON ROUND AND FLAT OVAL DUCTWORK. ALL DUCTWORK DEMOLITION TO BE PERFORMED BY ABATEMENT CONTRACTOR.

I. WHERE NOTED ON PLANS, CONTRACTOR SHALL SALVAGE EXISTING ORNAMENTAL HVAC SUPPLY/RETURN REGISTERS LOCATED IN CAFE AREA AND ELSEWHERE THROUGHOUT BUILDING. CONTRACTOR SHALL TAG AND LOG EACH REGISTER'S ORIGINAL INSTALLATION LOCATION AND FUNCTION. UPON DISCOVERY OF ADDITIONAL ORNAMENTAL SUPPLY/RETURN REGISTERS NOT NOTED ON PLANS, CONTRACTOR SHALL CONTACT ARCHITECT/ENGINEER FOR DIRECTION.

J. WHERE EXISTING CEILINGS ARE SCHEDULED TO BE REMOVED, REMOVE EXISTING CEILING HVAC SUPPLY/RETURN/EXHAUST GRILLES. FOR GRILLES LOCATED IN CEILINGS TO BE REMOVED BY THE ABATEMENT CONTRACTOR, THE ABATEMENT CONTRACTOR SHALL PERFORM REMOVAL.

1 K. REMOVAL OF LOW VOLTAGE HVAC CONTROLS WIRING SHALL BE INCLUDED AS PART OF THE MECHANICAL DEMOLITON SCOPE.

DEMOLITION LEGEND

- EXISTING PIPING TO REMAIN
- EXISTING PIPING TO BE REMOVED
- EXISTING DUCT/EQUIPMENT/FIXTURE TO REMAIN
- EXISTING DUCT/EQUIPMENT/FIXTURE TO BE REMOVED

NOTES:
1. REMOVE AND SALVAGE ITEMS AS NOTED ON PLANS.
2. ALL DUCTWORK DEMOLOTION TO BE PERFORMED BY OWNER.

KEY MAP

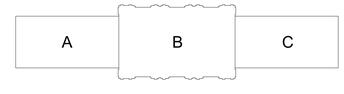

CRSA
ARCHITECTURE · PLANNING · INTERIORS
649 E SOUTH TEMPLE
SALT LAKE CITY, UT 84102
801.355.5915 · www.crsa-us.com

ARCHITECT
CRSA — C/O ZACH HESLOP
175 S. MAIN ST., STE. 300 — zheslop@crsa-us.com
SALT LAKE CITY, UT 84111 — (801)746-4974

STRUCTURAL ENGINEER
REAVELEY ENGINEERS + ASSOC. — C/O JEROD JOHNSON
675 EAST 500 SOUTH, SUITE 400 — jjohnson@reaveley.com
SALT LAKE CITY, UT 84102 — (801) 486-3883

MECHANICAL ENGINEER
COLVIN ENGINEERING ASSOC. — C/O ALLEN EVANS
505 E. SOUTH TEMPLE — aevans@cea-ut.com
SALT LAKE CITY, UT 84102 — (801) 322-2400

ELECTRICAL ENGINEER
SPECTRUM ENGINEERING — C/O MICHAEL FACKRELL
324 STATE ST. STE. 400 — michael.fackrell@speceng.com
SALT LAKE CITY, UT 84102 — (801) 328-5151

CM/GC
GRAMOLL CONSTRUCTION — C/O JIM GRAMOLL
155 S 750 W — jim.gramoll@gramoll.com
NORTH SALT LAKE, UT 84054 — (801) 295-2341

RIO GRANDE DEPOT SEISMIC UPGRADE

300 SOUTH RIO GRANDE STREET
SALT LAKE CITY, UT 84101

DFCM PROJECT #20229080

STAMP

ISSUE TYPE:		DATE:
SP-02		October 3, 2022
2	ADD 02	October 27, 2022

PROJECT NUMBER:	21-031
DRAWN BY:	EHW
CHECKED BY:	ARE

PHASE 2 ATTIC OVERALL MECHANICAL DEMO PLAN

2.MD103

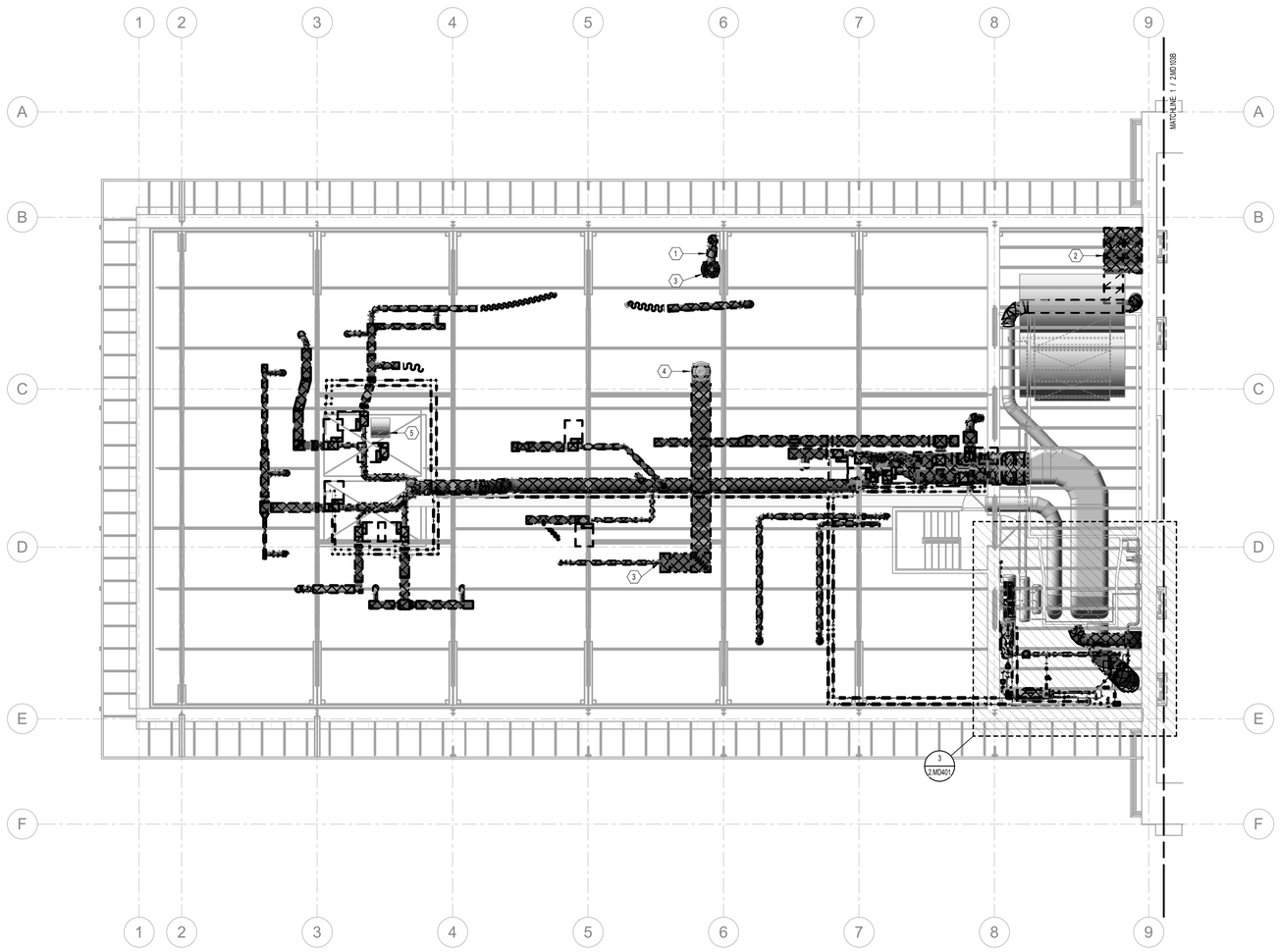

1 PHASE 2 ATTIC MECHANICAL DEMO PLAN AREA A
SCALE: 1/8" = 1'-0"

GENERAL NOTES

A. EXISTING DRAWINGS ARE BASED ON CASUAL (NON-INTRUSIVE) FIELD OBSERVATIONS AND PREVIOUS PROJECT RECORD DOCUMENTS. UPON DISCOVERY OF CONDITIONS NOT SHOWN OR IN CONFLICT WITH THESE DRAWINGS THAT AFFECT PROJECT BUDGET AND/OR SCHEDULE, CONTRACTOR SHALL IMMEDIATELY REPORT SUCH CONDITIONS TO THE ARCHITECT/ENGINEER IN WRITING FOR DIRECTION ON HOW TO PROCEED.

B. ITEMS SHOWN DARK AND DASHED SHALL BE DEMOLISHED.

C. ITEMS SHOWN LIGHT AND SHADED SHALL REMAIN.

D. THE BUILDING DOES CONTAIN ASBESTOS AND LEAD BASED PAINT IN VARIOUS BUILDING MATERIALS. ITEMS THAT CONTAIN ASBESTOS AND LEAD BASED PAINT ARE NOT TO BE REMOVED OR OTHERWISE DISTURBED. FOR FURTHER INFORMATION PLEASE CONTACT OWNER'S REPRESENTATIVE R & R ENVIRONMENTAL INC. AT 801-352-2380.

E. HAZARDOUS MATERIAL ABATEMENT TO BE COMPLETED BY OWNER. HAZARDOUS MATERIAL INVENTORY REPORT IS AVAILABLE FOR REFERENCE FROM THE OWNER. CONTRACTOR SHALL NOTIFY OWNER IMMEDIATELY IF SUSPECTED HAZARDOUS MATERIALS ARE ENCOUNTERED AND HAZARDOUS MATERIALS SHALL BE ABATED BY OWNER'S REPRESENTATIVE BEFORE PROCEEDING WITH SELECTIVE DEMOLITION.

F. FOR BASEMENT FLOOR PLANS, HATCHED AREA INDICATES LOCATIONS OF FLOOR SLAB DEMOLITION FOR INSTALLATION OF NEW STRUCTURAL MICROPILES AND FOOTINGS.

G. GENERALLY, WHERE WALLS ARE TO RECEIVE SHOTCRETE REINFORCEMENT, 10'-0" CLEAR FROM WALL IS REQUIRED FOR SHOTCRETE APPLICATION. REMOVE EXISTING HVAC EQUIPMENT, DUCTWORK, DIFFUSERS/REGISTERS, PIPING, ETC. WITHIN REQUIRED CLEARANCE AREA.

H. PER THE HAZARDOUS MATERIALS REPORT, GRAY & GREEN DUCT SEALANT ON SITE IS HAZARDOUS AND MUST BE ABATED. GENERALLY, THE HAZARDOUS DUCT SEALANT WAS OBSERVED ON ROUND AND FLAT OVAL DUCTWORK. ALL DUCTWORK DEMOLITION TO BE PERFORMED BY ABATEMENT CONTRACTOR.

I. WHERE NOTED ON PLANS, CONTRACTOR SHALL SALVAGE EXISTING ORNAMENTAL HVAC SUPPLY/RETURN REGISTERS LOCATED IN CAFE AREA AND ELSEWHERE THROUGHOUT BUILDING. CONTRACTOR SHALL TAG AND LOG EACH REGISTER'S ORIGINAL INSTALLATION LOCATION AND FUNCTION. UPON DISCOVERY OF ADDITIONAL ORNAMENTAL SUPPLY/RETURN REGISTERS NOT NOTED ON PLANS, CONTRACTOR SHALL CONTACT ARCHITECT/ENGINEER FOR DIRECTION.

J. WHERE EXISTING CEILINGS ARE SCHEDULED TO BE REMOVED, REMOVE EXISTING CEILING HVAC SUPPLY/RETURN/EXHAUST GRILLES. FOR GRILLES LOCATED IN CEILINGS TO BE REMOVED BY THE ABATEMENT CONTRACTOR, THE ABATEMENT CONTRACTOR SHALL PERFORM REMOVAL.

1 K. REMOVAL OF LOW VOLTAGE HVAC CONTROLS WIRING SHALL BE INCLUDED AS PART OF THE MECHANICAL DEMOLITON SCOPE.

KEYNOTES

1	FUME HOOD EXHAUST DUCT FROM BASEMENT LEVEL UP TO EXHAUST FAN ON ROOF. FUME HOOD AND ASSOCIATED DUCTWORK TO BE REMOVED BY OWNER.
2	REMOVE EXISTING DUCT SILENCERS.
3	REMOVE EXISTING ROOFTOP EXHAUST FAN. CAP AND SEAL EXISTING ROOF CURB OPENING WEATHERTIGHT.
4	EXISTING CURB-MOUNTED GENERAL EXHAUST FAN ON ROOF TO REMAIN.
5	EXISTING EXHAUST/RELIEF DUCTWORK FROM ELEVATOR SHAFT UP THROUGH ROOF TO REMAIN.

DEMOLITION LEGEND

- EXISTING PIPING TO REMAIN
- EXISTING PIPING TO BE REMOVED
- EXISTING DUCT/EQUIPMENT/FIXTURE TO REMAIN
- EXISTING DUCT/EQUIPMENT/FIXTURE TO BE REMOVED

NOTES:
1. REMOVE AND SALVAGE ITEMS AS NOTED ON PLANS.
2. ALL DUCTWORK DEMOLOTION TO BE PERFORMED BY OWNER.

KEY MAP



CRSA
ARCHITECTURE · PLANNING · INTERIORS
649 E SOUTH TEMPLE
SALT LAKE CITY, UT 84102
801.355.5915 · www.crsa-us.com

ARCHITECT
CRSA — C/O ZACH HESLOP
175 S. MAIN ST., STE. 300 — zheslop@crsa-us.com
SALT LAKE CITY, UT 84111 — (801)746-4974

STRUCTURAL ENGINEER
REAVELEY ENGINEERS + ASSOC. — C/O JEROD JOHNSON
675 EAST 500 SOUTH, SUITE 400 — jjohnson@reaveley.com
SALT LAKE CITY, UT 84102 — (801) 486-3883

MECHANICAL ENGINEER
COLVIN ENGINEERING ASSOC. — C/O ALLEN EVANS
505 E. SOUTH TEMPLE — aevans@cea-ut.com
SALT LAKE CITY, UT 84102 — (801) 322-2400

ELECTRICAL ENGINEER
SPECTRUM ENGINEERING — C/O MICHAEL FACKRELL
324 STATE ST. STE. 400 — michael.fackrell@speceng.com
SALT LAKE CITY, UT 84102 — (801) 328-5151

CM/GC
GRAMOLL CONSTRUCTION — C/O JIM GRAMOLL
155 S 750 W — jim.gramoll@gramoll.com
NORTH SALT LAKE, UT 84054 — (801) 295-2341

RIO GRANDE DEPOT SEISMIC UPGRADE

300 SOUTH RIO GRANDE STREET
SALT LAKE CITY, UT 84101

DFCM PROJECT #20229080

STAMP

ISSUE TYPE:	DATE:
BP-02	October 3, 2022
2 ADD 02	October 27, 2022

PROJECT NUMBER:	21-031
DRAWN BY:	EHW
CHECKED BY:	ARE

PHASE 2 ATTIC MECHANICAL DEMO PLAN AREA A

2.MD103A

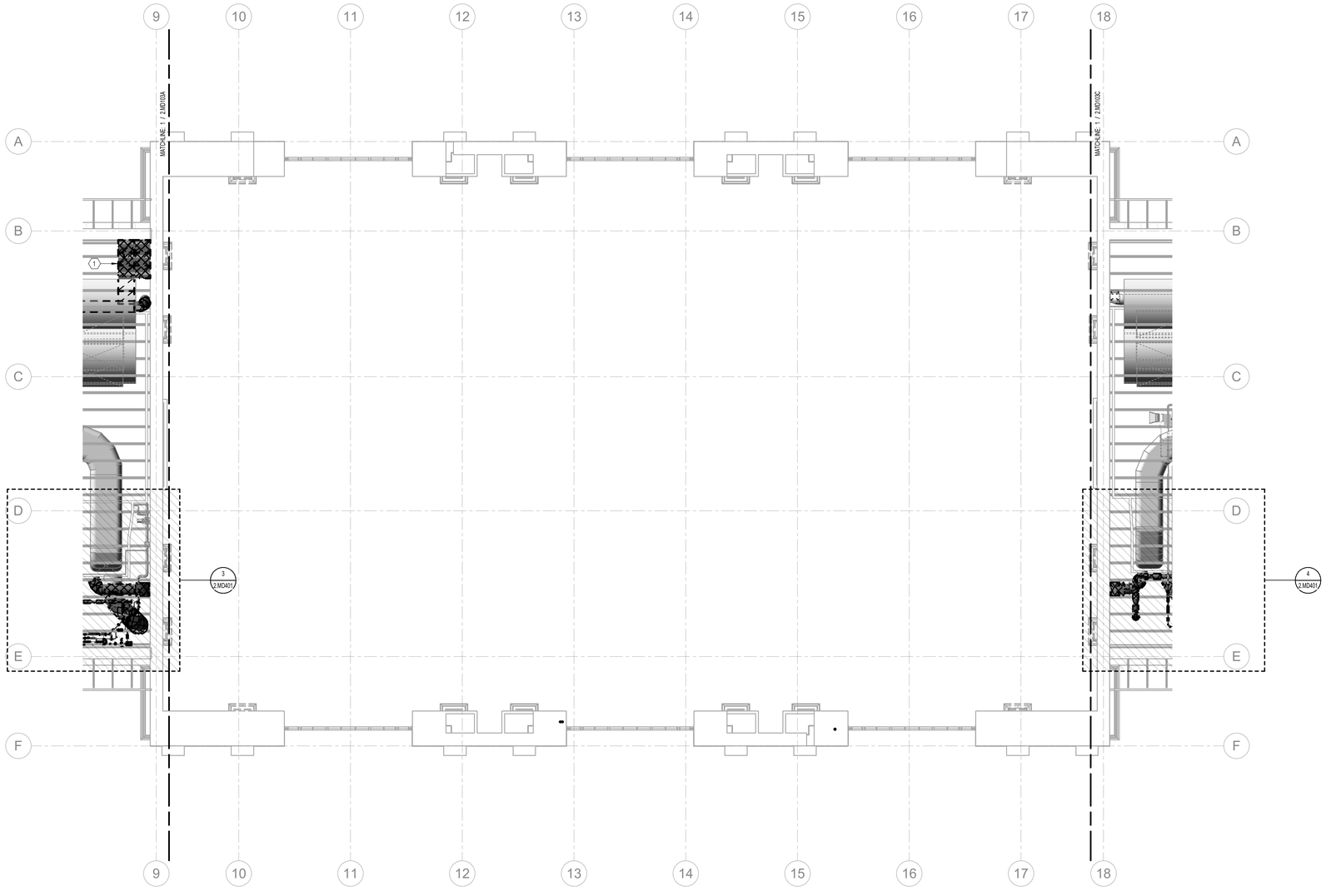

1 PHASE 2 ATTIC MECHANICAL DEMO PLAN AREA B
SCALE: 1/8" = 1'-0"

GENERAL NOTES

A. EXISTING DRAWINGS ARE BASED ON CASUAL (NON-INTRUSIVE) FIELD OBSERVATIONS AND PREVIOUS PROJECT RECORD DOCUMENTS. UPON DISCOVERY OF CONDITIONS NOT SHOWN OR IN CONFLICT WITH THESE DRAWINGS THAT AFFECT PROJECT BUDGET AND/OR SCHEDULE, CONTRACTOR SHALL IMMEDIATELY REPORT SUCH CONDITIONS TO THE ARCHITECT/ENGINEER IN WRITING FOR DIRECTION ON HOW TO PROCEED.

B. ITEMS SHOWN DARK AND DASHED SHALL BE DEMOLISHED.

C. ITEMS SHOWN LIGHT AND SHADED SHALL REMAIN.

D. THE BUILDING DOES CONTAIN ASBESTOS AND LEAD BASED PAINT IN VARIOUS BUILDING MATERIALS. ITEMS THAT CONTAIN ASBESTOS AND LEAD BASED PAINT ARE NOT TO BE REMOVED OR OTHERWISE DISTURBED. FOR FURTHER INFORMATION PLEASE CONTACT OWNER'S REPRESENTATIVE R & R ENVIRONMENTAL INC. AT 801-352-2380.

E. HAZARDOUS MATERIAL ABATEMENT TO BE COMPLETED BY OWNER. HAZARDOUS MATERIAL INVENTORY REPORT IS AVAILABLE FOR REFERENCE FROM THE OWNER. CONTRACTOR SHALL NOTIFY OWNER IMMEDIATELY IF SUSPECTED HAZARDOUS MATERIALS ARE ENCOUNTERED AND HAZARDOUS MATERIALS SHALL BE ABATED BY OWNER'S REPRESENTATIVE BEFORE PROCEEDING WITH SELECTIVE DEMOLITION.

F. FOR BASEMENT FLOOR PLANS, HATCHED AREA INDICATES LOCATIONS OF FLOOR SLAB DEMOLITION FOR INSTALLATION OF NEW STRUCTURAL MICROPILES AND FOOTINGS.

G. GENERALLY, WHERE WALLS ARE TO RECEIVE SHOTCRETE REINFORCEMENT, 10'-0" CLEAR FROM WALL IS REQUIRED FOR SHOTCRETE APPLICATION. REMOVE EXISTING HVAC EQUIPMENT, DUCTWORK, DIFFUSERS/REGISTERS, PIPING, ETC. WITHIN REQUIRED CLEARANCE AREA.

H. PER THE HAZARDOUS MATERIALS REPORT, GRAY & GREEN DUCT SEALANT ON SITE IS HAZARDOUS AND MUST BE ABATED. GENERALLY, THE HAZARDOUS DUCT SEALANT WAS OBSERVED ON ROUND AND FLAT OVAL DUCTWORK. ALL DUCTWORK DEMOLITION TO BE PERFORMED BY ABATEMENT CONTRACTOR.

I. WHERE NOTED ON PLANS, CONTRACTOR SHALL SALVAGE EXISTING ORNAMENTAL HVAC SUPPLY/RETURN REGISTERS LOCATED IN CAFE AREA AND ELSEWHERE THROUGHOUT BUILDING. CONTRACTOR SHALL TAG AND LOG EACH REGISTER'S ORIGINAL INSTALLATION LOCATION AND FUNCTION. UPON DISCOVERY OF ADDITIONAL ORNAMENTAL SUPPLY/RETURN REGISTERS NOT NOTED ON PLANS, CONTRACTOR SHALL CONTACT ARCHITECT/ENGINEER FOR DIRECTION.

J. WHERE EXISTING CEILINGS ARE SCHEDULED TO BE REMOVED, REMOVE EXISTING CEILING HVAC SUPPLY/RETURN/EXHAUST GRILLES. FOR GRILLES LOCATED IN CEILINGS TO BE REMOVED BY THE ABATEMENT CONTRACTOR, THE ABATEMENT CONTRACTOR SHALL PERFORM REMOVAL.

△2 K. REMOVAL OF LOW VOLTAGE HVAC CONTROLS WIRING SHALL BE INCLUDED AS PART OF THE MECHANICAL DEMOLITON SCOPE.

KEYNOTES

1	REMOVE EXISTING DUCT SILENCERS.

DEMOLITION LEGEND

△2

- EXISTING PIPING TO REMAIN
- EXISTING PIPING TO BE REMOVED
- EXISTING DUCT/EQUIPMENT/FIXTURE TO REMAIN
- EXISTING DUCT/EQUIPMENT/FIXTURE TO BE REMOVED

NOTES:
1. REMOVE AND SALVAGE ITEMS AS NOTED ON PLANS.
2. ALL DUCTWORK DEMOLOTION TO BE PERFORMED BY OWNER.

KEY MAP

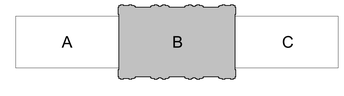

CRSA
ARCHITECTURE · PLANNING · INTERIORS
649 E SOUTH TEMPLE
SALT LAKE CITY, UT 84102
801.355.5915 · www.crsa-us.com

ARCHITECT
CRSA
175 S. MAIN ST., STE. 300
SALT LAKE CITY, UT 84111
C/O ZACH HESLOP
zheslop@crsa-us.com
(801)746-4974

STRUCTURAL ENGINEER
REAVELEY ENGINEERS + ASSOC.
675 EAST 500 SOUTH, SUITE 400
SALT LAKE CITY, UT 84102
C/O JEROD JOHNSON
jjohnson@reaveley.com
(801) 486-3883

MECHANICAL ENGINEER
COLVIN ENGINEERING ASSOC.
505 E. SOUTH TEMPLE
SALT LAKE CITY, UT 84102
C/O ALLEN EVANS
aevans@cea-ut.com
(801) 322-2400

ELECTRICAL ENGINEER
SPECTRUM ENGINEERING
324 STATE ST. STE. 400
SALT LAKE CITY, UT 84102
C/O MICHAEL FACKRELL
michael.fackrell@speceng.com
(801) 328-5151

CM/GC
GRAMOLL CONSTRUCTION
155 S 750 W
NORTH SALT LAKE, UT 84054
C/O JIM GRAMOLL
jim.gramoll@gramoll.com
(801) 295-2341

RIO GRANDE DEPOT SEISMIC UPGRADE

300 SOUTH RIO GRANDE STREET
SALT LAKE CITY, UT 84101

DFCM PROJECT #20229080

STAMP



ISSUE TYPE:	DATE:
BP-02	October 3, 2022
△2 ADD 02	October 27, 2022

PROJECT NUMBER:	21-031
DRAWN BY:	EHW
CHECKED BY:	ARE

PHASE 2 ATTIC MECHANICAL DEMO PLAN AREA B

2.MD103B

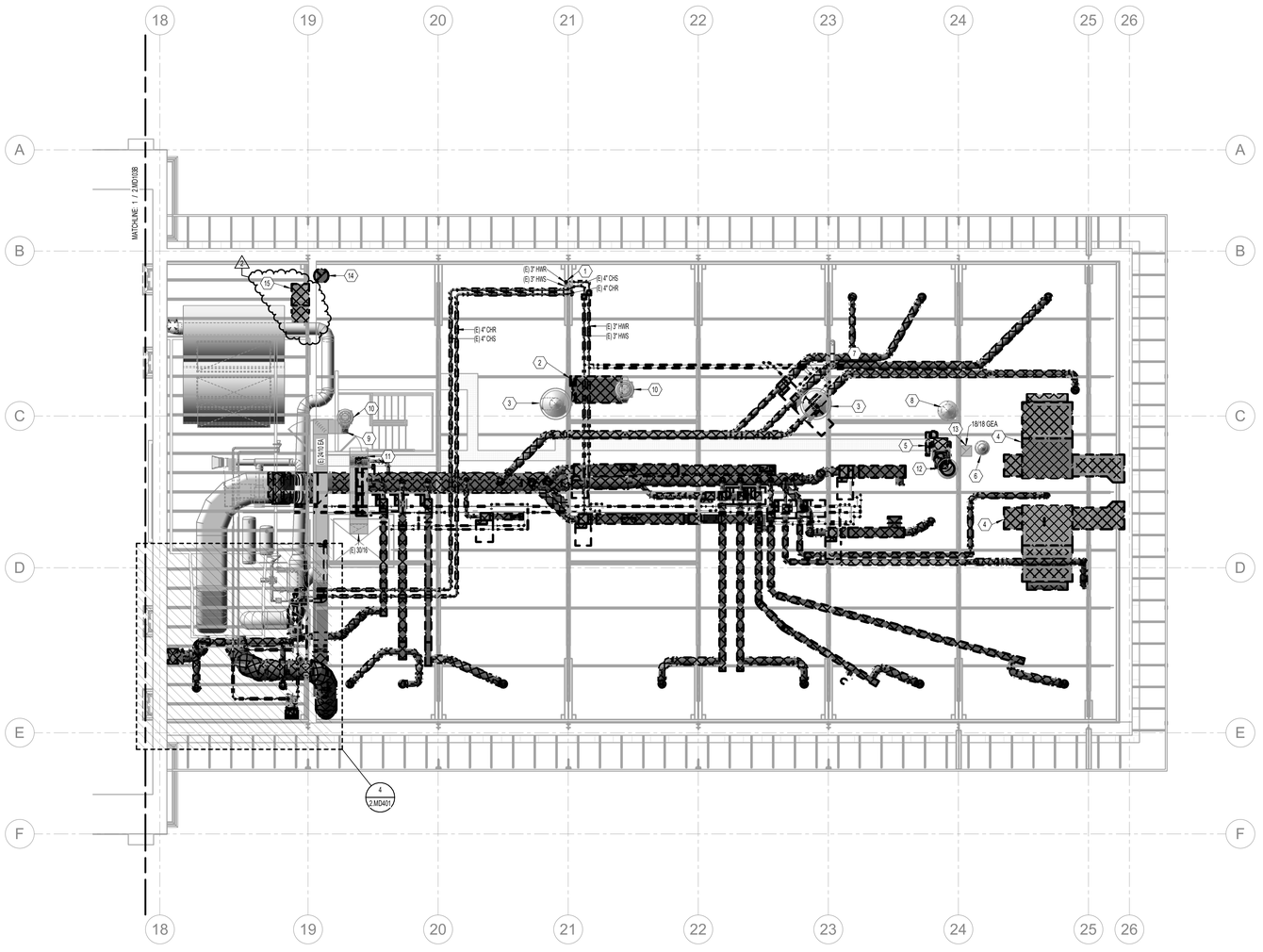

1 PHASE 2 ATTIC MECHANICAL DEMO PLAN AREA C

SCALE: 1/8" = 1'-0"

0 4' 8' 16'

GENERAL NOTES

A. EXISTING DRAWINGS ARE BASED ON CASUAL (NON-INTRUSIVE) FIELD OBSERVATIONS AND PREVIOUS PROJECT RECORD DOCUMENTS. UPON DISCOVERY OF CONDITIONS NOT SHOWN OR IN CONFLICT WITH THESE DRAWINGS THAT AFFECT PROJECT BUDGET AND/OR SCHEDULE, CONTRACTOR SHALL IMMEDIATELY REPORT SUCH CONDITIONS TO THE ARCHITECT/ENGINEER IN WRITING FOR DIRECTION ON HOW TO PROCEED.

B. ITEMS SHOWN DARK AND DASHED SHALL BE DEMOLISHED.

C. ITEMS SHOWN LIGHT AND SHADED SHALL REMAIN.

D. THE BUILDING DOES CONTAIN ASBESTOS AND LEAD BASED PAINT IN VARIOUS BUILDING MATERIALS. ITEMS THAT CONTAIN ASBESTOS AND LEAD BASED PAINT ARE NOT TO BE REMOVED OR OTHERWISE DISTURBED. FOR FURTHER INFORMATION PLEASE CONTACT OWNER'S REPRESENTATIVE R & R ENVIRONMENTAL INC. AT 801-352-2380.

E. HAZARDOUS MATERIAL ABATEMENT TO BE COMPLETED BY OWNER. HAZARDOUS MATERIAL INVENTORY REPORT IS AVAILABLE FOR REFERENCE FROM THE OWNER. CONTRACTOR SHALL NOTIFY OWNER IMMEDIATELY IF SUSPECTED HAZARDOUS MATERIALS ARE ENCOUNTERED AND HAZARDOUS MATERIALS SHALL BE ABATED BY OWNER'S REPRESENTATIVE BEFORE PROCEEDING WITH SELECTIVE DEMOLITION.

F. FOR BASEMENT FLOOR PLANS, HATCHED AREA INDICATES LOCATIONS OF FLOOR SLAB DEMOLITION FOR INSTALLATION OF NEW STRUCTURAL MICROPILES AND FOOTINGS.

G. GENERALLY, WHERE WALLS ARE TO RECEIVE SHOTCRETE REINFORCEMENT, 10'-0" CLEAR FROM WALL IS REQUIRED FOR SHOTCRETE APPLICATION. REMOVE EXISTING HVAC EQUIPMENT, DUCTWORK, DIFFUSERS/REGISTERS, PIPING, ETC. WITHIN REQUIRED CLEARANCE AREA.

H. PER THE HAZARDOUS MATERIALS REPORT, GRAY & GREEN DUCT SEALANT ON SITE IS HAZARDOUS AND MUST BE ABATED. GENERALLY, THE HAZARDOUS DUCT SEALANT WAS OBSERVED ON ROUND AND FLAT OVAL DUCTWORK. ALL DUCTWORK DEMOLITION TO BE PERFORMED BY ABATEMENT CONTRACTOR.

I. WHERE NOTED ON PLANS, CONTRACTOR SHALL SALVAGE EXISTING ORNAMENTAL HVAC SUPPLY/RETURN REGISTERS LOCATED IN CAFE AREA AND ELSEWHERE THROUGHOUT BUILDING. CONTRACTOR SHALL TAG AND LOG EACH REGISTER'S ORIGINAL INSTALLATION LOCATION AND FUNCTION. UPON DISCOVERY OF ADDITIONAL ORNAMENTAL SUPPLY/RETURN REGISTERS NOT NOTED ON PLANS, CONTRACTOR SHALL CONTACT ARCHITECT/ENGINEER FOR DIRECTION.

J. WHERE EXISTING CEILINGS ARE SCHEDULED TO BE REMOVED, REMOVE EXISTING CEILING HVAC SUPPLY/RETURN/EXHAUST GRILLES. FOR GRILLES LOCATED IN CEILINGS TO BE REMOVED BY THE ABATEMENT CONTRACTOR, THE ABATEMENT CONTRACTOR SHALL PERFORM REMOVAL.

1 K. REMOVAL OF LOW VOLTAGE HVAC CONTROLS WIRING SHALL BE INCLUDED AS PART OF THE MECHANICAL DEMOLITON SCOPE.

KEYNOTES

2

1	REMOVE EXISTING PIPE RISERS FROM BASEMENT UP TO ATTIC.
2	REMOVE GENERAL EXHAUST DUCT UP TO EXHAUST FAN ON ROOF.
3	EXISTING ATTIC VENT ABOVE LAY-IN CEILING TO REMAIN.
4	REMOVE EXISTING ABANDONED AIR HANDLER.
5	REMOVE EXISTING KITCHEN HOOD EXHAUST FAN.
6	EXISTING BOILER FLUE UP THROUGH ROOF TO REMAIN.
7	EXISTING WATER HEATER FLUE VENT FROM BASEMENT UP THROUGH ROOF TO REMAIN.
8	EXISTING DUCTWORK UP THROUGH ROOF. VERIFY FUNCTION IN FIELD.
9	EXISTING GENERAL EXHAUST DUCTWORK TO REMAIN FOR FUTURE RECONNECTION.
10	EXISTING CURB-MOUNTED GENERAL EXHAUST FAN ON ROOF TO REMAIN.
11	EXISTING EXHAUST/RELIEF DUCTWORK FROM ELEVATOR SHAFT UP THROUGH ROOF TO REMAIN.
12	EXISTING GREASE EXHAUST OUTLET THROUGH ROOF TO REMAIN.
13	EXISTING GREASE EXHAUST DUCTWORK UP FROM BELOW. CAP OPEN END IN ATTIC.
14	REMOVE EXISTING DUCT MAINS FROM AIR HANDLERS IN ATTIC DOWN TO BASEMENT LEVEL.
15	REMOVE EXISTING DUCT SILENCERS.

1

DEMOLITION LEGEND

- EXISTING PIPING TO REMAIN
- EXISTING PIPING TO BE REMOVED
- EXISTING DUCT/EQUIPMENT/FIXTURE TO REMAIN
- EXISTING DUCT/EQUIPMENT/FIXTURE TO BE REMOVED

NOTES:
1. REMOVE AND SALVAGE ITEMS AS NOTED ON PLANS.
2. ALL DUCTWORK DEMOLOTION TO BE PERFORMED BY OWNER.

KEY MAP

A | B | C

CRSA

ARCHITECTURE · PLANNING · INTERIORS

649 E SOUTH TEMPLE
SALT LAKE CITY, UT 84102
801.355.5915 · www.crsa-us.com

ARCHITECT
CRSA
175 S. MAIN ST., STE. 300
SALT LAKE CITY, UT 84111
C/O ZACH HESLOP
zheslop@crsa-us.com
(801)746-4974

STRUCTURAL ENGINEER
REAVELEY ENGINEERS + ASSOC.
675 EAST 500 SOUTH, SUITE 400
SALT LAKE CITY, UT 84102
C/O JEROD JOHNSON
jjohnson@reaveley.com
(801) 486-3883

MECHANICAL ENGINEER
COLVIN ENGINEERING ASSOC.
505 E. SOUTH TEMPLE
SALT LAKE CITY, UT 84102
C/O ALLEN EVANS
aevans@cea-ut.com
(801) 322-2400

ELECTRICAL ENGINEER
SPECTRUM ENGINEERING
324 STATE ST. STE. 400
SALT LAKE CITY, UT 84102
C/O MICHAEL FACKRELL
michael.fackrell@speceng.com
(801) 328-5151

CM/GC
GRAMOLL CONSTRUCTION
155 S 750 W
NORTH SALT LAKE, UT 84054
C/O JIM GRAMOLL
jim.gramoll@gramoll.com
(801) 295-2341

RIO GRANDE DEPOT SEISMIC UPGRADE

300 SOUTH RIO GRANDE STREET
SALT LAKE CITY, UT 84101

DFCM PROJECT #20229080

STAMP

STEPHEN E. CRAMER 10975247 LICENSED PROFESSIONAL ENGINEER STATE OF UTAH

ISSUE TYPE:	DATE:
BP-02	October 3, 2022
2 ADD 02	October 27, 2022

PROJECT NUMBER:	21-031
DRAWN BY:	EHW
CHECKED BY:	ARE

PHASE 2 ATTIC MECHANICAL DEMO PLAN AREA C

2.MD103C

2022-10-03 C:\Users\ehw\Documents\Projects\Rio Grande Depot\21-031_ehw_2.rvt

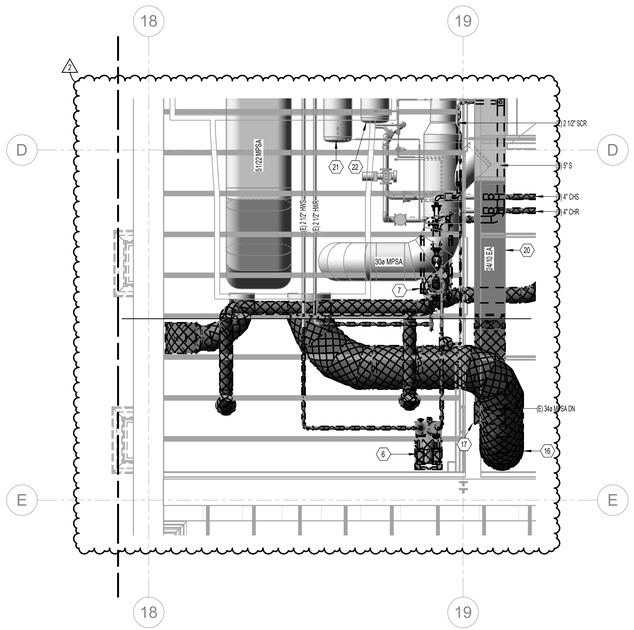

PHASE 2 ENLARGED MECHANICAL DEMO PLAN - ATTIC AREA C

4 SCALE: 1/4" = 1'-0"

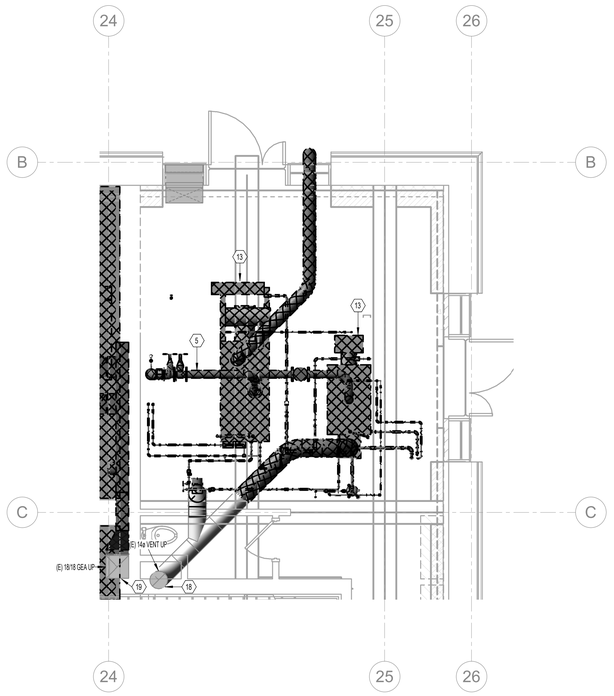

PHASE 2 ENLARGED MECHANICAL DEMO PLAN - MAIN LEVEL MECHANICAL ROOM

2 SCALE: 1/4" = 1'-0"

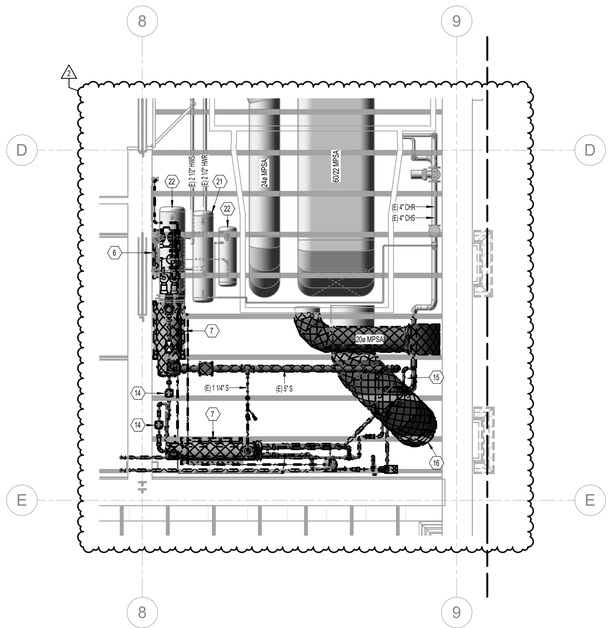

PHASE 2 ENLARGED MECHANICAL DEMO PLAN - ATTIC AREA A

3 SCALE: 1/4" = 1'-0"

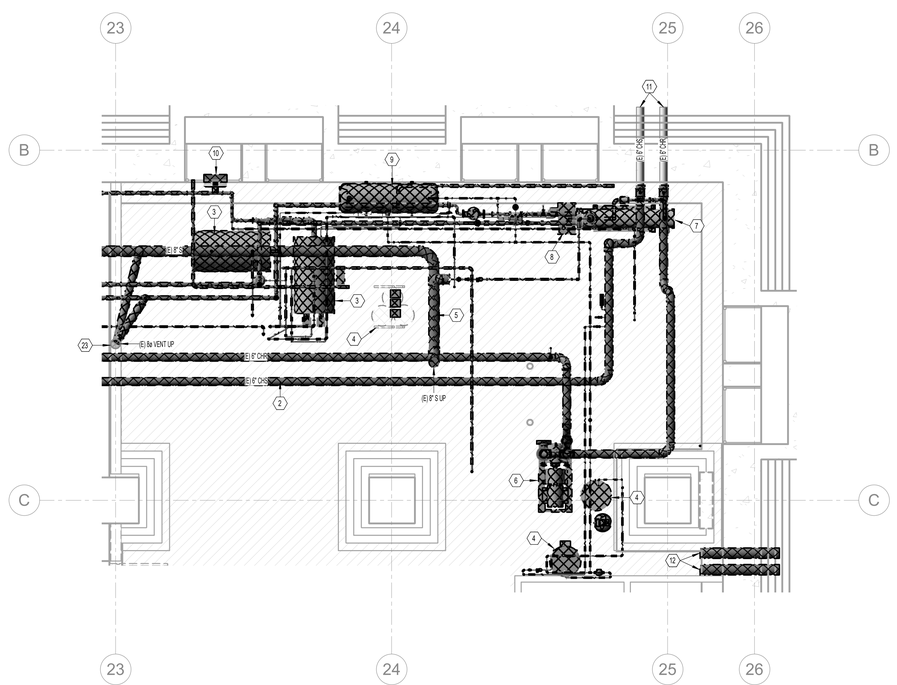

PHASE 2 ENLARGED MECHANICAL DEMO PLAN - BASEMENT MECHANICAL ROOM

1 SCALE: 1/4" = 1'-0"

GENERAL NOTES

A. EXISTING DRAWINGS ARE BASED ON CASUAL (NON-INTRUSIVE) FIELD OBSERVATIONS AND PREVIOUS PROJECT RECORD DOCUMENTS. UPON DISCOVERY OF CONDITIONS NOT SHOWN OR IN CONFLICT WITH THESE DRAWINGS THAT AFFECT PROJECT BUDGET AND/OR SCHEDULE, CONTRACTOR SHALL IMMEDIATELY REPORT SUCH CONDITIONS TO THE ARCHITECT/ENGINEER IN WRITING FOR DIRECTION ON HOW TO PROCEED.

B. ITEMS SHOWN DARK AND DASHED SHALL BE DEMOLISHED.

C. ITEMS SHOWN LIGHT AND SHADED SHALL REMAIN.

D. THE BUILDING DOES CONTAIN ASBESTOS AND LEAD BASED PAINT IN VARIOUS BUILDING MATERIALS. ITEMS THAT CONTAIN ASBESTOS AND LEAD BASED PAINT ARE NOT TO BE REMOVED OR OTHERWISE DISTURBED. FOR FURTHER INFORMATION PLEASE CONTACT OWNER'S REPRESENTATIVE R & R ENVIRONMENTAL INC. AT 801-352-2380.

E. HAZARDOUS MATERIAL ABATEMENT TO BE COMPLETED BY OWNER. HAZARDOUS MATERIAL INVENTORY REPORT IS AVAILABLE FOR REFERENCE FROM THE OWNER. CONTRACTOR SHALL NOTIFY OWNER IMMEDIATELY IF SUSPECTED HAZARDOUS MATERIALS ARE ENCOUNTERED AND HAZARDOUS MATERIALS SHALL BE ABATED BY OWNER'S REPRESENTATIVE BEFORE PROCEEDING WITH SELECTIVE DEMOLITION.

F. BUILDING HVAC HEATING SYSTEM SHALL BE KEPT OPERATIONAL DURING DEMOLITION AND ABATEMENT TO MAINTAIN BUILDING HEAT AND PROVIDE FREEZE PROTECTION. CONTRACTOR SHALL PROVIDE ADDITIONAL TEMPORARY/SUPPLEMENTAL HEATING AS NECESSARY TO MAINTAIN INDOOR TEMPERATURES IN ACCORDANCE WITH DFCM STANDARDS.

G. PER THE HAZARDOUS MATERIALS REPORT, GRAY & GREEN DUCT SEALANT ON SITE IS HAZARDOUS AND MUST BE ABATED. GENERALLY, THE HAZARDOUS DUCT SEALANT WAS OBSERVED ON ROUND AND FLAT OVAL DUCTWORK. ALL DUCTWORK DEMOLITION TO BE PERFORMED BY ABATEMENT CONTRACTOR.

H. WHERE DUCTWORK WITH HAZARDOUS DUCT SEALANT PENETRATES A WALL SHOWN TO BE DEMOLISHED IN PHASE 01, LEAVE MIN. 2'-0" UNDISTURBED MATERIAL AROUND DUCTWORK TO MINIMIZE RISK OF A HAZARDOUS MATERIAL SPILL.

I. WHERE NOTED ON PLANS, CONTRACTOR SHALL SALVAGE EXISTING ORNAMENTAL HVAC SUPPLY/RETURN REGISTERS LOCATED IN CAFE AREA AND ELSEWHERE THROUGHOUT BUILDING. CONTRACTOR SHALL TAG AND LOG EACH REGISTER'S ORIGINAL INSTALLATION LOCATION AND FUNCTION. UPON DISCOVERY OF ADDITIONAL ORNAMENTAL SUPPLY/RETURN REGISTERS NOT NOTED ON PLANS, CONTRACTOR SHALL CONTACT ARCHITECT/ENGINEER FOR DIRECTION.

KEYNOTES

1	REMOVE EXISTING WATER HEATER.
2	REMOVE EXISTING CHILLED WATER PIPING.
3	REMOVE EXISTING STEAM CONDENSATE TANK AND ASSOCIATED PUMPS, PIPING, ETC.
4	REMOVE EXISTING CHEMICAL TREATMENT SYSTEM AND ASSOCIATED PIPING. SALVAGE EQUIPMENT FOR REUSE.
5	REMOVE ALL STEAM SYSTEM PIPING AND RELATED EQUIPMENT.
6	REMOVE EXISTING PUMP AND ASSOCIATED PIPING, HOUSEKEEPING PAD, ETC.
7	REMOVE EXISTING HEAT EXCHANGER AND ASSOCIATED PUMPS, PIPING, ETC.
8	EXISTING STEAM CONDENSATE RETURN PUMP TO REMAIN WHILE STEAM HEATING SYSTEM IS IN USE.
9	REMOVE EXISTING EXPANSION TANK AND ASSOCIATED PIPING.
10	REMOVE EXISTING EXHAUST FAN.
11	CHILLED WATER SUPPLY/RETURN PIPING ROUTED UNDERGROUND TO AIR-COOLED CHILLER TO REMAIN. TEMPORARILY CAP AND PROTECT PIPING FOR FUTURE RECONNECTION.
12	REMOVE ABANDONED CHILLED WATER PIPING.
13	REMOVE EXISTING STEAM BOILER.
14	EXISTING STEAM TRAP TO REMAIN WHILE STEAM HEATING SYSTEM IS IN USE.
15	REMOVE EXISTING PIPE RISERS FROM BASEMENT UP TO ATTIC.
16	REMOVE EXISTING DUCT MAINS FROM AIR HANDLERS IN ATTIC DOWN TO BASEMENT LEVEL.
17	REMOVE GENERAL EXHAUST DUCT AS SHOWN.
18	EXISTING BOILER FLUE UP THROUGH ROOF TO REMAIN.
19	EXISTING KITCHEN HOOD EXHAUST DUCTWORK UP TO EXHAUST FAN IN ATTIC TO REMAIN.
20	EXISTING GENERAL EXHAUST DUCTWORK TO REMAIN FOR FUTURE RECONNECTION.
21	EXISTING CHILLED WATER EXPANSION TANK TO REMAIN.
22	EXISTING HEATING WATER EXPANSION TANK TO REMAIN.
23	EXISTING WATER HEATER FLUE VENT FROM BASEMENT UP THROUGH ROOF TO REMAIN.

DEMOLITION LEGEND

- EXISTING PIPING TO REMAIN
- EXISTING PIPING TO BE REMOVED
- EXISTING DUCT/EQUIPMENT/FIXTURE TO REMAIN
- EXISTING DUCT/EQUIPMENT/FIXTURE TO BE REMOVED

NOTES:
1. REMOVE AND SALVAGE ITEMS AS NOTED ON PLANS.
2. ALL DUCTWORK DEMOLOTION TO BE PERFORMED BY OWNER.

KEY MAP



CRSA
ARCHITECTURE · PLANNING · INTERIORS
649 E SOUTH TEMPLE
SALT LAKE CITY, UT 84102
801.355.5915 · www.crsa-us.com

ARCHITECT		
CRSA	C/O ZACH HESLOP	
175 S. MAIN ST., STE. 300	zheslop@crsa-us.com	
SALT LAKE CITY, UT 84111	(801)746-4974	
STRUCTURAL ENGINEER		
REAVELEY ENGINEERS + ASSOC.	C/O JEROD JOHNSON	
675 EAST 500 SOUTH, SUITE 400	jjohnson@reaveley.com	
SALT LAKE CITY, UT 84102	(801) 486-3883	
MECHANICAL ENGINEER		
COLVIN ENGINEERING ASSOC.	C/O ALLEN EVANS	
505 E. SOUTH TEMPLE	aevans@cea-ut.com	
SALT LAKE CITY, UT 84102	(801) 322-2400	
ELECTRICAL ENGINEER		
SPECTRUM ENGINEERING	C/O MICHAEL FACKRELL	
324 STATE ST. STE. 400	michael.fackrell@speceng.com	
SALT LAKE CITY, UT 84102	(801) 328-5151	
CM/GC		
GRAMOLL CONSTRUCTION	C/O JIM GRAMOLL	
155 S 750 W	jim.gramoll@gramoll.com	
NORTH SALT LAKE, UT 84054	(801) 295-2341	

RIO GRANDE DEPOT SEISMIC UPGRADE

300 SOUTH RIO GRANDE STREET
SALT LAKE CITY, UT 84101

DFCM PROJECT #20229080

STAMP

ISSUE TYPE:	DATE:
BP-02	October 3, 2022
2 ADD 02	October 27, 2022

PROJECT NUMBER:	21-031
DRAWN BY:	EHW
CHECKED BY:	ARE

PHASE 2 ENLARGED MECHANICAL DEMO PLANS

2.MD401

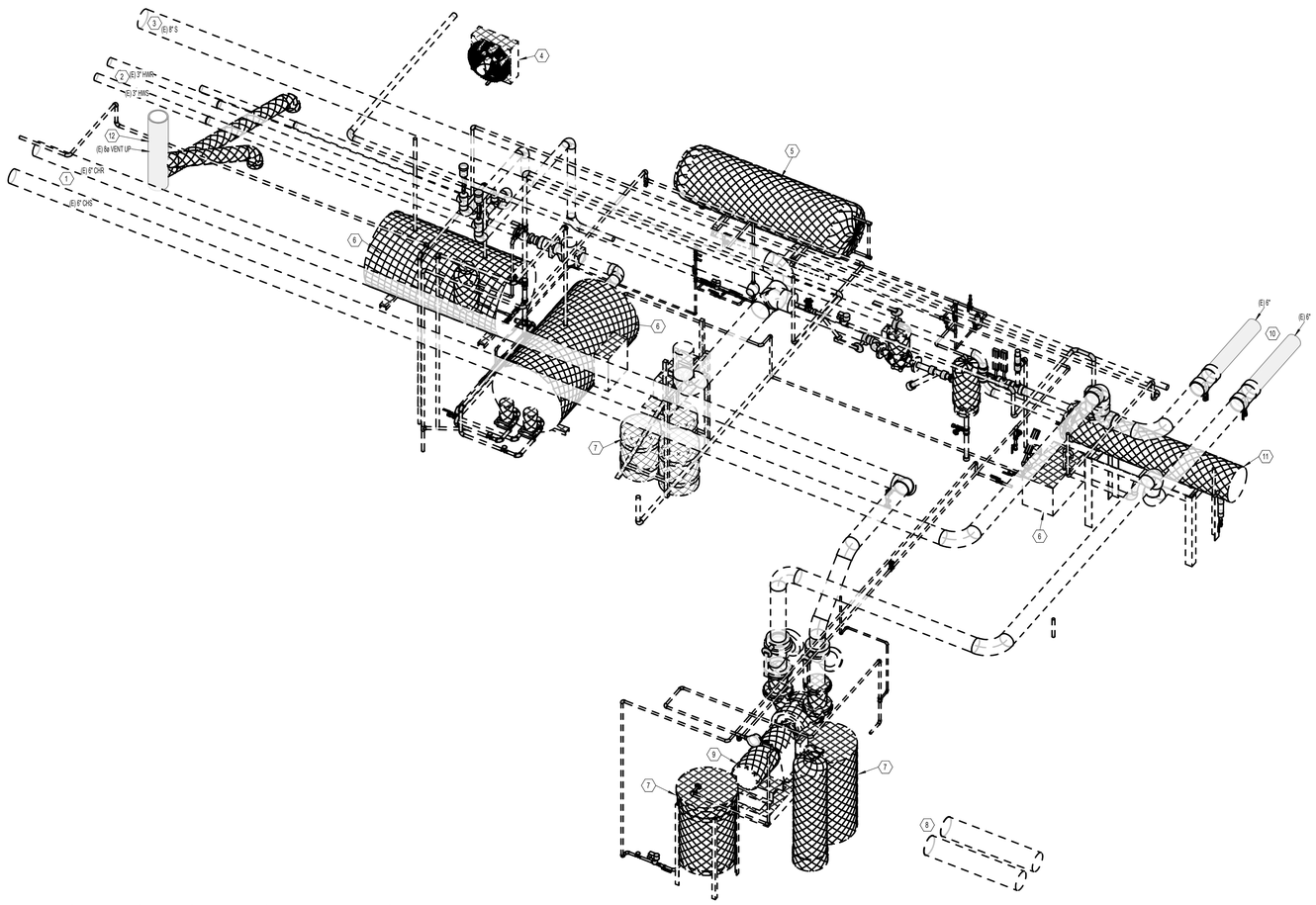

PHASE 2 MECHANICAL DEMO 3D VIEW - BASEMENT MECHANICAL ROOM

1 SCALE: NONE

GENERAL NOTES

A. EXISTING DRAWINGS ARE BASED ON CASUAL (NON-INTRUSIVE) FIELD OBSERVATIONS AND PREVIOUS PROJECT RECORD DOCUMENTS. UPON DISCOVERY OF CONDITIONS NOT SHOWN OR IN CONFLICT WITH THESE DRAWINGS THAT AFFECT PROJECT BUDGET AND/OR SCHEDULE, CONTRACTOR SHALL IMMEDIATELY REPORT SUCH CONDITIONS TO THE ARCHITECT/ENGINEER IN WRITING FOR DIRECTION ON HOW TO PROCEED.

B. ITEMS SHOWN DARK AND DASHED SHALL BE DEMOLISHED.

C. ITEMS SHOWN LIGHT AND SHADED SHALL REMAIN.

D. THE BUILDING DOES CONTAIN ASBESTOS AND LEAD BASED PAINT IN VARIOUS BUILDING MATERIALS. ITEMS THAT CONTAIN ASBESTOS AND LEAD BASED PAINT ARE NOT TO BE REMOVED OR OTHERWISE DISTURBED. FOR FURTHER INFORMATION PLEASE CONTACT OWNER'S REPRESENTATIVE R & R ENVIRONMENTAL INC. AT 801-352-2380.

E. HAZARDOUS MATERIAL ABATEMENT TO BE COMPLETED BY OWNER. HAZARDOUS MATERIAL INVENTORY REPORT IS AVAILABLE FOR REFERENCE FROM THE OWNER. CONTRACTOR SHALL NOTIFY OWNER IMMEDIATELY IF SUSPECTED HAZARDOUS MATERIALS ARE ENCOUNTERED AND HAZARDOUS MATERIALS SHALL BE ABATED BY OWNER'S REPRESENTATIVE BEFORE PROCEEDING WITH SELECTIVE DEMOLITION.

F. FOR BASEMENT FLOOR PLANS, HATCHED AREA INDICATES LOCATIONS OF FLOOR SLAB DEMOLITION FOR INSTALLATION OF NEW STRUCTURAL MICROPILES AND FOOTINGS.

G. GENERALLY, WHERE WALLS ARE TO RECEIVE SHOTCRETE REINFORCEMENT, 10'-0" CLEAR FROM WALL IS REQUIRED FOR SHOTCRETE APPLICATION. REMOVE EXISTING HVAC EQUIPMENT, DUCTWORK, DIFFUSERS/REGISTERS, PIPING, ETC. WITHIN REQUIRED CLEARANCE AREA.

H. PER THE HAZARDOUS MATERIALS REPORT, GRAY & GREEN DUCT SEALANT ON SITE IS HAZARDOUS AND MUST BE ABATED. GENERALLY, THE HAZARDOUS DUCT SEALANT WAS OBSERVED ON ROUND AND FLAT OVAL DUCTWORK. ALL DUCTWORK DEMOLITION TO BE PERFORMED BY ABATEMENT CONTRACTOR.

I. WHERE NOTED ON PLANS, CONTRACTOR SHALL SALVAGE EXISTING ORNAMENTAL HVAC SUPPLY/RETURN REGISTERS LOCATED IN CAFE AREA AND ELSEWHERE THROUGHOUT BUILDING. CONTRACTOR SHALL TAG AND LOG EACH REGISTER'S ORIGINAL INSTALLATION LOCATION AND FUNCTION. UPON DISCOVERY OF ADDITIONAL ORNAMENTAL SUPPLY/RETURN REGISTERS NOT NOTED ON PLANS, CONTRACTOR SHALL CONTACT ARCHITECT/ENGINEER FOR DIRECTION.

J. WHERE EXISTING CEILINGS ARE SCHEDULED TO BE REMOVED, REMOVE EXISTING CEILING HVAC SUPPLY/RETURN/EXHAUST GRILLES. FOR GRILLES LOCATED IN CEILINGS TO BE REMOVED BY THE ABATEMENT CONTRACTOR, THE ABATEMENT CONTRACTOR SHALL PERFORM REMOVAL.

1 K. REMOVAL OF LOW VOLTAGE HVAC CONTROLS WIRING SHALL BE INCLUDED AS PART OF THE MECHANICAL DEMOLITON SCOPE.

KEYNOTES

1

1	REMOVE EXISTING CHILLED WATER PIPING.
2	REMOVE EXISTING HEATING WATER PIPING.
3	REMOVE ALL STEAM SYSTEM PIPING AND RELATED EQUIPMENT.
4	REMOVE EXISTING EXHAUST FAN.
5	REMOVE EXISTING EXPANSION TANK AND ASSOCIATED PIPING.
6	REMOVE EXISTING STEAM CONDENSATE TANK AND ASSOCIATED PUMPS, PIPING, ETC.
7	REMOVE EXISTING CHEMICAL TREATMENT SYSTEM AND ASSOCIATED PIPING. SALVAGE EQUIPMENT FOR REUSE.
8	REMOVE ABANDONED CHILLED WATER PIPING.
9	REMOVE EXISTING PUMP AND ASSOCIATED PIPING, HOUSEKEEPING PAD, ETC.
10	CHILLED WATER SUPPLY/RETURN PIPING ROUTED UNDERGROUND TO AIR-COOLED CHILLER TO REMAIN. TEMPORARILY CAP AND PROTECT PIPING FOR FUTURE RECONNECTION.
11	REMOVE EXISTING HEAT EXCHANGER AND ASSOCIATED PUMPS, PIPING, ETC.
12	EXISTING WATER HEATER FLUE VENT FROM BASEMENT UP THROUGH ROOF TO REMAIN.

DEMOLITION LEGEND

1

- EXISTING PIPING TO REMAIN
- EXISTING PIPING TO BE REMOVED
- EXISTING DUCT/EQUIPMENT/FIXTURE TO REMAIN
- EXISTING DUCT/EQUIPMENT/FIXTURE TO BE REMOVED

NOTES:
1. REMOVE AND SALVAGE ITEMS AS NOTED ON PLANS.
2. ALL DUCTWORK DEMOLOTION TO BE PERFORMED BY OWNER.

KEY MAP

A	B	C

CRSA

ARCHITECTURE · PLANNING · INTERIORS

649 E SOUTH TEMPLE
SALT LAKE CITY, UT 84102
801.355.5915 · www.crsa-us.com

ARCHITECT
CRSA — C/O ZACH HESLOP
175 S. MAIN ST., STE. 300 — zheslop@crsa-us.com
SALT LAKE CITY, UT 84111 — (801)746-4974

STRUCTURAL ENGINEER
REAVELEY ENGINEERS + ASSOC. — C/O JEROD JOHNSON
675 EAST 500 SOUTH, SUITE 400 — jjohnson@reaveley.com
SALT LAKE CITY, UT 84102 — (801) 486-3883

MECHANICAL ENGINEER
COLVIN ENGINEERING ASSOC. — C/O ALLEN EVANS
505 E. SOUTH TEMPLE — aevans@cea-ut.com
SALT LAKE CITY, UT 84102 — (801) 322-2400

ELECTRICAL ENGINEER
SPECTRUM ENGINEERING — C/O MICHAEL FACKRELL
324 STATE ST. STE. 400 — michael.fackrell@speceng.com
SALT LAKE CITY, UT 84102 — (801) 328-5151

CM/GC
GRAMOLL CONSTRUCTION — C/O JIM GRAMOLL
155 S 750 W — jim.gramoll@gramoll.com
NORTH SALT LAKE, UT 84054 — (801) 295-2341

RIO GRANDE DEPOT SEISMIC UPGRADE

300 SOUTH RIO GRANDE STREET
SALT LAKE CITY, UT 84101

DFCM PROJECT #20229080

STAMP

ISSUE TYPE:		DATE:
BP-02		October 3, 2022
2	ADD 02	October 27, 2022

PROJECT NUMBER:	21-031
DRAWN BY:	EHW
CHECKED BY:	ARE

PHASE 2 MECHANICAL DEMO 3D VIEWS

2.MD501

SPECTRUM ENGINEERS

Mechanical Engineering
Electrical Engineering
Technology Engineering
Acoustical Engineering
Lighting Design
Theatre Design
Fire Protection Engineering
Building Commissioning

Salt Lake City | Phoenix | St. Louis | Baltimore
[p] 800-678-7077
www.spectrum-engineers.com

Electrical Addendum 02 BP-01

Date: October 26, 2022
To:
Company:
Job:
Rio Grande
Job No:
Cc:

From: Josh Nett, EIT
Email: Josh.nett@speceng.com
Phone: 801-401-8474

Re:

This Addendum shall be considered part of the Contract Documents and Project Manual for the above mentioned project as though it had been issued at the same time and shall be incorporated integrally therewith. Where provisions of the following supplementary data differ from those of the original Contract Documents and Project Manual, the Addendum shall govern and take precedence.

Electrical Addendum

Drawings

1. 1-ED100 – Update keynote as indicated
2. 1-ED101 – Update keynote as indicated

END OF ADDENDUM

Attachments <1-ED100, 1-ED101>

SPECTRUM ENGINEERS

Mechanical Engineering
Electrical Engineering
Technology Engineering
Acoustical Engineering
Lighting Design
Theatre Design
Fire Protection Engineering
Building Commissioning

Salt Lake City | Phoenix | St. Louis | Baltimore
[p] 800-678-7077
www.spectrum-engineers.com

Memo – Responces to Review Comments

To:		**Cc:**	
Company:		**email:**	
Job:			
Job No.			
Re:	Code Review Comments		
From:	Michael C. Fackrell, BSEE, EIT, PM	**phone:**	(801) 401-8447
Date:	10.26.2022	**email:**	michael.fackrell@speceng.com
Distributed Via:	Email	**page:**	1 of 2 WITH ATTACHEMENT

Sara,

The following are the Electrical responses to the Review Comments, the response number refers to the comment number:

ELECTRICAL REVIEW COMMENTS:

E1. (BP2) ED101 – Several Keyed Notes indicate to demo and save conduit and wire for re-installation. This can be quite costly for something that most likely will not be able to be reused. It will cost more to preserve and plan how to reuse conduit and wire than to have it demolished and provide new. Also, the age and condition of the existing conduit and wire is unknown. Saving equipment and devices will potentially save costs, but salvaging wire and conduit will likely add costs. Please and review these notes to confirm if desired. I. This comment applies to all of the lighting sheets.

> **RESPONSE:** KEYNOTE UPDATED TO CLARIFY THAT THE DESIGN INTENT IS FOR THE EXISTING ELECTRICAL TO BE DOCUEMNTED AND REMOVED TO BE RE-INSTALLED BACK TO ORIGINAL CONDITIONS. CONTRACTOR MAY UTALIZE EXISTING PATHWAYS (PATHWAYS THAT ARE UN-ACCESSABLE OR WILL REQUIRE ADDITIONAL DEMOLITION BEYOND SCOPE TO ACCESS/DEMOLISH) ONLY WHERE IT MEETS CURRENT CODES AND STANDARDS.

E2. (BP2) ED100, ED101 – Keyed Note 2 indicates to remove conduit and cabling to 10' from wall. Does this mean the box and conduit in the wall is to be preserved in the wall and to 10' away from wall? Or does this intend for the items in exterior wall to be removed up to 10' and anything beyond the 10' is preserved? What happens if the conduit leaves the wall and turns within 10' of the wall? Is that to be preserved or removed? It can be costly to have electricians remove conduit and wire and salvage

it for reuse. It could save money to scrap the conduit and wire and provide new. Is there a count or quantity of these locations that should be included? Having a given quantity of locations will allow for equal bidding. These notes are not shown on level 2. Is it to be presumed that all items are to be demolished and disposed of on level 2? Please clarify the intent of this note. It appears on other pages and is Keyed Note 11 on the basement plan sheet ED100.

RESPONSE: KEYNOTE UPDATED TO CLARIFY THAT THE DESIGN INTENT IS FOR THE EXISTING ELECTRICAL TO BE DOCUEMNTED AND REMOVED TO BE RE-INSTALLED BACK TO ORIGINAL CONDITIONS (ON/IN NEW WALL). CONTRACTOR MAY UTALIZE EXISTING PATHWAYS (PATHWAYS THAT ARE UN-ACCESSABLE OR WILL REQUIRE ADDITIONAL DEMOLITION BEYOND SCOPE TO ACCESS/DEMOLISH) ONLY WHERE IT MEETS CURRENT CODES AND STANDARDS.

3. (BP1) ED100 - Keyed Note 1 indicates to salvage and reuse existing raceways and cabling. This can be costly and there is a good risk that these will not be able to be reinstalled. It could save costs by disposing of existing conduits and conductors and providing new. Keyed Note 2 indicates electrical equipment is to be left in place. The items appear to be mounted on existing walls that get removed. Please provide confirmation that these items are to indeed remain at the noted location with new mounted supports.

RESPONSE: KEYNOTE UPDATED TO CLARIFY THAT THE DESIGN INTENT IS FOR THE EXISTING ELECTRICAL EQUIPMENT TO BE DOCUEMNTED AND REMOVED TO BE RE-INSTALLED BACK TO ORIGINAL CONDITIONS (ON/IN NEW WALL). CONTRACTOR MAY UTALIZE EXISTING PATHWAYS (PATHWAYS THAT ARE UN-ACCESSABLE OR WILL REQUIRE ADDITIONAL DEMOLITION BEYOND SCOPE TO ACCESS/DEMOLISH) ONLY WHERE IT MEETS CURRENT CODES AND STANDARDS.

Attachments:
< Rio Grande Depot - BP-01 - ADD 02 - 10-27-22,
Rio Grande Depot - BP-02 - ADD 02 - 10-27-22 >

Respectfully,

By: _____
Michael C. Fackrell, BSEE, EIT, PM

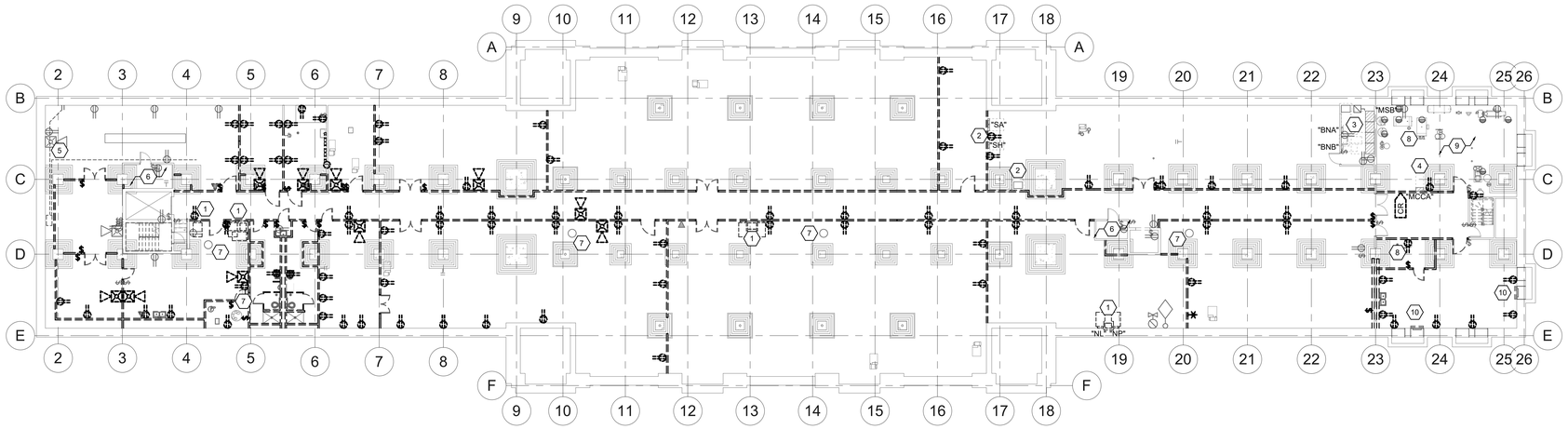

1 BASEMENT OVERALL ELECTRICAL DEMOLITION PLAN
SCALE: 1/16" = 1'-0"

GENERAL SHEET NOTES

1 PRIOR TO SUBMITTING BID,THE ELECTRICAL CONTRACTOR SHALL VISIT THE SITE AND FIELD VERIFY THE EXTENT OF ELECTRICAL DEMOLITION WORK TO MEET THE INTENT OF THE BID DOCUMENTS AND INCLUDE ALL COSTS IN BID.

2 COORDINATE ELECTRICAL DEMOLITION WORK WITH ALL OTHER TRADES. REFER TO ARCHITECTURAL AND ALL OTHER SHEETS AND SPECIFICATIONS FOR COMPLETE DEMOLITION SCOPE. REMOVE, RELOCATE OR MODIFY THE ELECTICAL SYSTEM AS REQUIRED TO ACCOMMODATE THE SCOPE OF THIS PROJECT.

3 REMOVE ALL DEVICES, RACEWAYS AND WIRING FROM WALLS TO BE REMOVED (INDICATED BY DASHED LINES). WHERE ACTIVE RACEWAYS OCCUR IN WALLS TO BE REMOVED, RE-ROUTE THE RACEWAY WITH ASSOCIATED WIRING TO KEEP THE CIRCUIT OPERATIONAL. WHERE WALLS ARE BEING REPLACED, RELOCATED OR RE-INSTALLED, THEN PROVIDE NEW ELECTRICAL DEVICES IN EQUIPMENT TO MATCH THE ORIGINAL.

4 PRIOR TO REMOVAL OF ANY ELECTRICAL EQUIPMENT OR WIRING, FIELD VERIFY THAT THE EQUIPMENT OR WIRING IS INACTIVE OR NO LONGER IN USE.

5 LOCATE, PROTECT AND MAINTAIN ALL OTHER ELECTRICAL EQUIPMENT, FIXTURES, DEVICES, CONDUIT AND WIRING IN TACT AND OPERATIONAL. IF REMOVED OR DAMAGED AS PART OF THE DEMOLITION WORK, REPLACE LIKE FOR LIKE AND MAKE OPERATIONAL.

6 REMOVE ALL FIRE ALARM DEVICES WHERE EXISTING WALLS AND CEILINGS ARE BEING REMOVED, WITH ASSOCIATED CONDUIT AND WIRING. EXISTING FIRE ALARM DEVICES AND SYSTEM NOT INDICATED FOR REMOVAL SHALL REMAIN ACTIVE THROUGHOUT DEMOLITION AND CONSTRUCTION UNTIL THE NEW SYSTEM IS TESTED AND OPERATIONAL. MAINTAIN ALL CLASS A FIRE ALARM INITIATING AND INDICATING LOOPS WHERE EXISTING DEVICES ARE REMOVED.

7 REMOVE ALL ABANDONED RACEWAY, CONDUIT, WIRING AND CABLING WHETHER ABANDONED PREVIOUS TO THIS PROJECT OR AS A RESULT OF THIS PROJECT. NOT ALL ABANDONED ITEMS ARE SHOWN ON THESE PLANS AND FIELD VERIFICATION OF DEMOLITION SCOPE EXTENT IS REQUIRED.

8 CONTRACTOR TO TRACE AND LABEL ALL EXISTING LOADS TO REMAIN, THAT ARE CURRENTLY FED FROM PANELS THAT ARE BEING DEMOLISHED OR REMOVED IN THIS PHASE. THESE LOADS TO BE RE-FED FROM NEW OR REINSTALLED EXISTING PANELS IN FOLLOWING PHASE(S).

9 REFER TO MECHANICAL DRAWINGS FOR MECHANICAL EQUIPMENT DEMOLITION. DISCONNECT, REMOVE AND/OR RELOCATED ALL ELECTRICAL ASSOCIATED WITH MECHANICAL EQUIPMENT TO BE REMOVED OR RELOCATED

10 CONTRACTOR TO COORDINATE WITH DTS FOR ALL TELECOMMUNICATIONS AND SECURITY/ACCESS CONTROL CABLING IN WALLS TO BE DOMOLISHED.

SHEET KEYNOTES

1 DOCUMENT, DE-ENERGIZE, PRESERVE, DISCONNECT, REMOVE, AND STORE EXISTING ELECTRICAL GEAR. THE FOLLOWING SHALL BE DOCUMENTED ON THE AS BUILDS (RACEWAY SIZE(S), CONDUCTOR SIZE(S), BREAKER SIZE(S), LOCATION(S), AND PANEL CIRCUITING). ELECTRICAL GEAR TO BE RE-INSTALLED TO ORIGINAL CONDITIONS PER FUTURE BP-03.

2 EXISTING ELECTRICAL EQUIPMENT TO REMAIN. PROTECT EXISTING ELECTRICAL EQUIPMENT AND FEEDERS IN CURRENT LOCATION.

3 THE ELECTRICAL EQUIPMENT INDICATED IS EXISTING TO REMAIN. CONTRACTOR TO PROTECT EQUIPMENT.

4 ALL ELECTRICAL CONNECTIONS TO ACTIVE MECHANICAL EQUIPMENT IN BASEMENT MECHANICAL ROOM SHALL REMAIN ACTIVE TO MAINTAIN BUILDING HEAT THROUGHOUT WINTER WHILE ABATEMENT IS UNDERWAY.

5 EXISTING TELECOM BACKBONE. CONTRACTOR TO COORDINATE WITH DTS AND/OR PROVIDER TO PRESERVE, DISCONNECT, REMOVE, AND REINSTALL TO EXISTING CONDITIONS.

6 EXISTING ELEVATOR EQUIPMENT IN THE ELEVATOR EQUIPMENT ROOM IS TO REMAIN. PROTECT EXISTING ELECTRICAL EQUIPMENT AND FEEDERS IN CURRENT LOCATION.

7 EXISTING SUMP PUMP IN AREA TO REMAIN DURING PHASE 01 DEMOLITION. ELECTRICAL CONTRACTOR TO PROVIDE TEMPORARY POWER CONNECTION TO PUMP AS NEEDED DURING PHASE 01 DEMOLITION.

8 EXISTING SUMP PUMP IS TO REMAIN. PROTECT EXISTING SUMP PUMP ELECTRICAL EQUIPMENT AND FEEDERS IN CURRENT LOCATION.

9 EXISTING MECHANICAL ROOM. REFER TO MECHANICAL SHEET 1.MD401.

10 EXISTING MECHANICAL EQUIPMENT. REFER TO MECHANICAL SHEET 1.MD100 SHEETS FOR MORE DETAILS.

KEY MAP



CRSA
ARCHITECTURE · PLANNING · INTERIORS
649 E SOUTH TEMPLE
SALT LAKE CITY, UT 84102
801.355.5915 · www.crsa-us.com

ARCHITECT
CRSA
175 S. MAIN ST., STE. 300
SALT LAKE CITY, UT 84111
C/O ZACH HESLOP
zheslop@crsa-us.com
(801)746-4974

STRUCTURAL ENGINEER
REAVELEY ENGINEERS + ASSOC.
675 EAST 500 SOUTH, SUITE 400
SALT LAKE CITY, UT 84102
C/O JEROD JOHNSON
jjohnson@reaveley.com
(801) 486-3883

MECHANICAL ENGINEER
COLVIN ENGINEERING ASSOC.
505 E. SOUTH TEMPLE
SALT LAKE CITY, UT 84102
C/O ALLEN EVANS
aevans@cea-ut.com
(801) 322-2400

ELECTRICAL ENGINEER
SPECTRUM ENGINEERING
324 STATE ST. STE. 400
SALT LAKE CITY, UT 84102
C/O MICHAEL FACKRELL
michael.fackrell@speceng.com
(801) 328-5151

CM/GC
GRAMOLL CONSTRUCTION
155 S 750 W
NORTH SALT LAKE, UT 84054
C/O JIM GRAMOLL
jim.gramoll@gramoll.com
(801) 295-2341

RIO GRANDE DEPOT SEISMIC UPGRADE

300 SOUTH RIO GRANDE STREET
SALT LAKE CITY, UT 84101

DFCM PROJECT #20229080

STAMP

ISSUE TYPE:	DATE:
BP-01 DD	October 17, 2022
1 ADD#01	10/19/22
2 ADD#02	10/27/22

PROJECT NUMBER:	220338
DRAWN BY:	JJN
CHECKED BY:	MCF

PHASE 1 BASEMENT OVERALL ELECTRICAL DEMOLITION PLAN

1.ED100

2022 CRSA Design Team Owns Copyright/CRSA/the client or
architect. Do not
reproduce without
permission.

GENERAL SHEET NOTES

1 PRIOR TO SUBMITTING BID,THE ELECTRICAL CONTRACTOR SHALL VISIT THE SITE AND FIELD VERIFY THE EXTENT OF ELECTRICAL DEMOLITION WORK TO MEET THE INTENT OF THE BID DOCUMENTS AND INCLUDE ALL COSTS IN BID.

2 COORDINATE ELECTRICAL DEMOLITION WORK WITH ALL OTHER TRADES. REFER TO ARCHITECTURAL AND ALL OTHER SHEETS AND SPECIFICATIONS FOR COMPLETE DEMOLITION SCOPE. REMOVE, RELOCATE OR MODIFY THE ELECTICAL SYSTEM AS REQUIRED TO ACCOMMODATE THE SCOPE OF THIS PROJECT.

3 REMOVE ALL DEVICES, RACEWAYS AND WIRING FROM WALLS TO BE REMOVED (INDICATED BY DASHED LINES). WHERE ACTIVE RACEWAYS OCCUR IN WALLS TO BE REMOVED, RE-ROUTE THE RACEWAY WITH ASSOCIATED WIRING TO KEEP THE CIRCUIT OPERATIONAL. WHERE WALLS ARE BEING REPLACED, RELOCATED OR RE-INSTALLED, THEN PROVIDE NEW ELECTRICAL DEVICES IN EQUIPMENT TO MATCH THE ORIGINAL.

4 PRIOR TO REMOVAL OF ANY ELECTRICAL EQUIPMENT OR WIRING, FIELD VERIFY THAT THE EQUIPMENT OR WIRING IS INACTIVE OR NO LONGER IN USE.

5 LOCATE, PROTECT AND MAINTAIN ALL OTHER ELECTRICAL EQUIPMENT, FIXTURES, DEVICES, CONDUIT AND WIRING IN TACT AND OPERATIONAL. IF REMOVED OR DAMAGED AS PART OF THE DEMOLITION WORK, REPLACE LIKE FOR LIKE AND MAKE OPERATIONAL.

6 REMOVE ALL FIRE ALARM DEVICES WHERE EXISTING WALLS AND CEILINGS ARE BEING REMOVED, WITH ASSOCIATED CONDUIT AND WIRING. EXISTING FIRE ALARM DEVICES AND SYSTEM NOT INDICATED FOR REMOVAL SHALL REMAIN ACTIVE THROUGHOUT DEMOLITION AND CONSTRUCTION UNTIL THE NEW SYSTEM IS TESTED AND OPERATIONAL. MAINTAIN ALL CLASS A FIRE ALARM INITIATING AND INDICATING LOOPS WHERE EXISTING DEVICES ARE REMOVED.

7 REMOVE ALL ABANDONED RACEWAY, CONDUIT, WIRING AND CABLING WHETHER ABANDONED PREVIOUS TO THIS PROJECT OR AS A RESULT OF THIS PROJECT. NOT ALL ABANDONED ITEMS ARE SHOWN ON THESE PLANS AND FIELD VERIFICATION OF DEMOLITION SCOPE EXTENT IS REQUIRED.

8 CONTRACTOR TO TRACE AND LABEL ALL EXISTING LOADS TO REMAIN, THAT ARE CURRENTLY FED FROM PANELS THAT ARE BEING DEMOLISHED OR REMOVED IN THIS PHASE. THESE LOADS TO BE RE-FED FROM NEW OR REINSTALLED EXISTING PANELS IN FOLLOWING PHASE(S).

9 REFER TO MECHANICAL DRAWINGS FOR MECHANICAL EQUIPMENT DEMOLITION. DISCONNECT, REMOVE AND/OR RELOCATED ALL ELECTRICAL ASSOCIATED WITH MECHANICAL EQUIPMENT TO BE REMOVED OR RELOCATED

10 CONTRACTOR TO COORDINATE WITH DTS FOR ALL TELECOMMUNICATIONS AND SECURITY/ACCESS CONTROL CABLING IN WALLS TO BE DOMOLISHED.

SHEET KEYNOTES

1 EXISTING ELECTRICAL EQUIPMENT TO REMAIN. PROTECT EXISTING ELECTRICAL EQUIPMENT AND FEEDERS IN CURRENT LOCATION.

2 EXISTING TELECOM BACKBONE. CONTRACTOR TO COORDINATE WITH DTS AND/OR PROVIDER TO PRESERVE, DISCONNECT, REMOVE, AND REINSTALL TO EXISTING CONDITIONS.

3 EXISTING TELECOM ROOM WITH RACKS, BACKBONE & CABLING. CONTRACTOR TO COORDINATE WITH DTS AND/OR PROVIDER TO DOCUMENT, PRESERVE, DISCONNECT & REMOVE ALL TELECOM AND SECURITY EQUIPMENT AND CABLING TO BE RE-INSTALLED TO EXISTING CONDITIONS POST SEISMIC UPGRADES.

4 DOCUMENT, DE-ENERGIZE, PRESERVE, DISCONNECT, REMOVE, AND STORE EXISTING ELECTRICAL GEAR. THE FOLLOWING SHALL BE DOCUMENTED ON THE AS BUILDS (RACEWAY SIZE(S), CONDUCTOR SIZE(S), BREAKER SIZE(S), LOCATION(S), AND PANEL CIRCUITING). ELECTRICAL GEAR TO BE RE-INSTALLED TO ORIGINAL CONDITIONS PER FUTURE BP-03.

5 EXISTING STEAM BOILER ELECTRICAL CONNECTION(S) SHALL REMAIN ACTIVE TO MAINTAIN BUILDING HEAT THROUGHOUT WINTER WHILE ABATEMENT IS UNDERWAY.

6 EXISTING BUILDING CONTROL LIGHTS TO REMAIN.

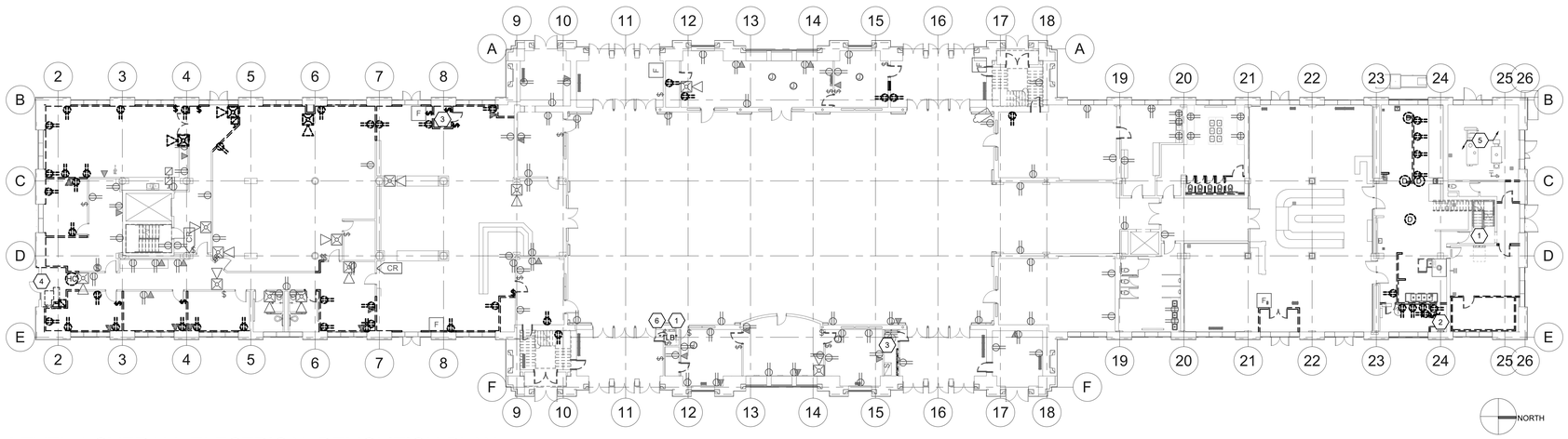

1 LEVEL 1 OVERALL ELECTRICAL DEMOLITION PLAN
SCALE: 1/16" = 1'-0"

CRSA
ARCHITECTURE · PLANNING · INTERIORS
649 E SOUTH TEMPLE
SALT LAKE CITY, UT 84102
801.355.5915 · www.crsa-us.com

ARCHITECT
CRSA
175 S. MAIN ST., STE. 300
SALT LAKE CITY, UT 84111
C/O ZACH HESLOP
zheslop@crsa-us.com
(801)746-4974

STRUCTURAL ENGINEER
REAVELEY ENGINEERS + ASSOC.
675 EAST 500 SOUTH, SUITE 400
SALT LAKE CITY, UT 84102
C/O JEROD JOHNSON
jjohnson@reaveley.com
(801) 486-3883

MECHANICAL ENGINEER
COLVIN ENGINEERING ASSOC.
505 E. SOUTH TEMPLE
SALT LAKE CITY, UT 84102
C/O ALLEN EVANS
aevans@cea-ut.com
(801) 322-2400

ELECTRICAL ENGINEER
SPECTRUM ENGINEERING
324 STATE ST. STE. 400
SALT LAKE CITY, UT 84102
C/O MICHAEL FACKRELL
michael.fackrell@speceng.com
(801) 328-5151

CM/GC
GRAMOLL CONSTRUCTION
155 S 750 W
NORTH SALT LAKE, UT 84054
C/O JIM GRAMOLL
jim.gramoll@gramoll.com
(801) 295-2341

RIO GRANDE DEPOT SEISMIC UPGRADE

300 SOUTH RIO GRANDE STREET
SALT LAKE CITY, UT 84101

DFCM PROJECT #20229080

STAMP

ISSUE TYPE:		DATE:
BP-01 DD		October 17, 2022
1	ADD#01	10/19/22
2	ADD#02	10/27/22
PROJECT NUMBER:		220338
DRAWN BY:		JJN
CHECKED BY:		MCF

PHASE 1 LEVEL 1 OVERALL ELECTRICAL DEMOLITION PLAN

1.ED101

2022-10-27 C:\Users\JJohnson\Documents\Projects\220338-Rio Grande Depot_JJohnson.rvt

SPECTRUM ENGINEERS

Mechanical Engineering
Electrical Engineering
Technology Engineering
Acoustical Engineering
Lighting Design
Theatre Design
Fire Protection Engineering
Building Commissioning

Salt Lake City | Phoenix | St. Louis | Baltimore
[p] 800-678-7077
www.spectrum-engineers.com

Electrical Addendum 02 BP-02

Date: October 26, 2022
To:
Company:
Job:
Rio Grande
Job No:
Cc:

From: Josh Nett, EIT
Email: Josh.nett@speceng.com
Phone: 801-401-8474

Re:

This Addendum shall be considered part of the Contract Documents and Project Manual for the above mentioned project as though it had been issued at the same time and shall be incorporated integrally therewith. Where provisions of the following supplementary data differ from those of the original Contract Documents and Project Manual, the Addendum shall govern and take precedence.

Electrical Addendum

Drawings

1. 2-ED100 – Update keynotes as indicated
2. 2-ED101 – Update keynotes as indicated

END OF ADDENDUM

Attachments <2-ED100. 2-ED101 >

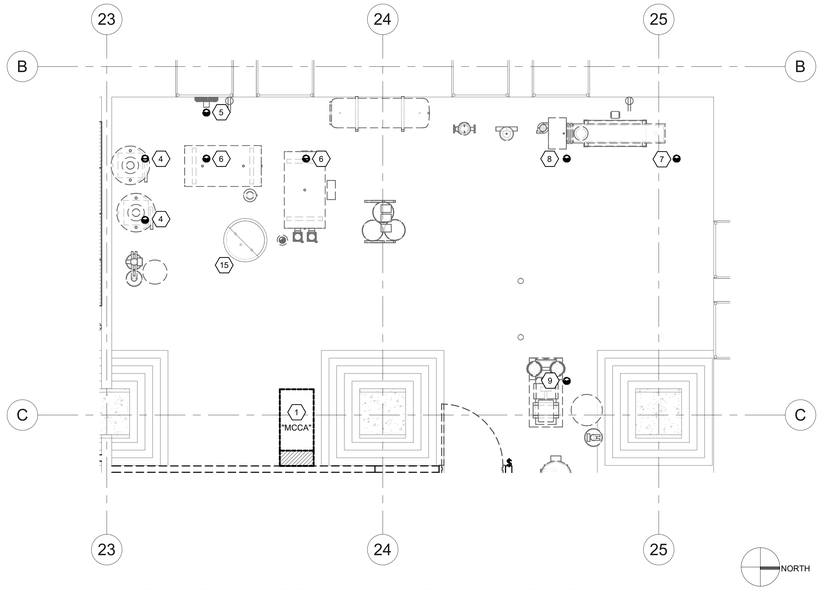

2 PHASE 2 ENLARGED ELECTRICAL DEMO PLAN - BASEMENT MECHANICAL ROOM
SCALE: 1/4" = 1'-0"

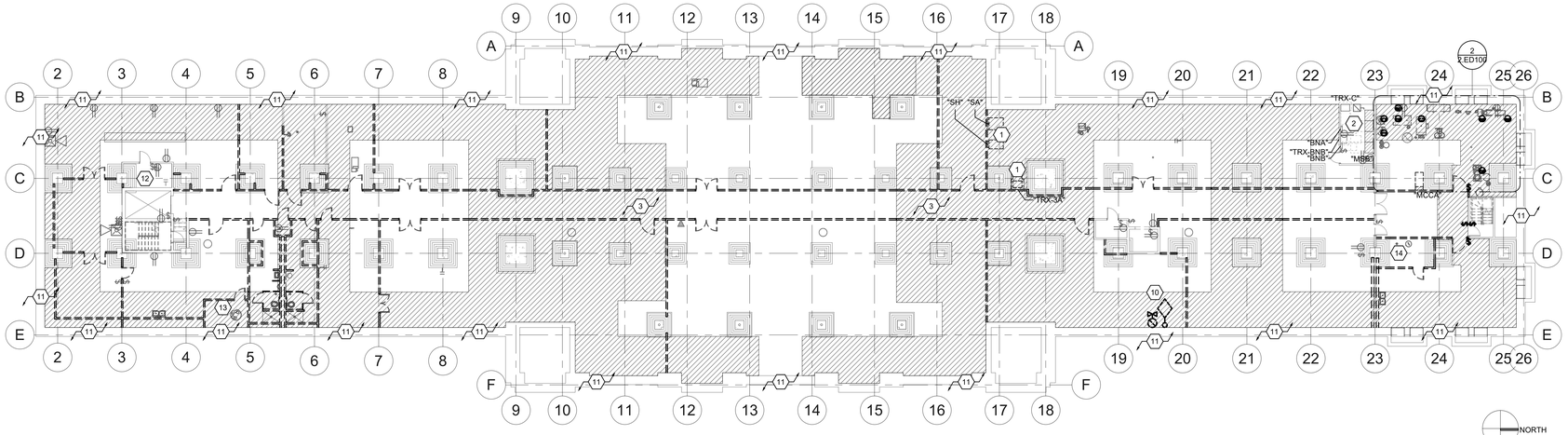

1 PHASE 2 BASEMENT OVERALL ELECTRICAL DEMOLITION PLAN
SCALE: 1/16" = 1'-0"

GENERAL SHEET NOTES

1 PRIOR TO SUBMITTING BID,THE ELECTRICAL CONTRACTOR SHALL VISIT THE SITE AND FIELD VERIFY THE EXTENT OF ELECTRICAL DEMOLITION WORK TO MEET THE INTENT OF THE BID DOCUMENTS AND INCLUDE ALL COSTS IN BID.

2 COORDINATE ELECTRICAL DEMOLITION WORK WITH ALL OTHER TRADES. REFER TO ARCHITECTURAL AND ALL OTHER SHEETS AND SPECIFICATIONS FOR COMPLETE DEMOLITION SCOPE. REMOVE, RELOCATE OR MODIFY THE ELECTICAL SYSTEM AS REQUIRED TO ACCOMMODATE THE SCOPE OF THIS PROJECT.

3 REMOVE ALL DEVICES, RACEWAYS AND WIRING FROM WALLS TO BE REMOVED (INDICATED BY DASHED LINES). WHERE ACTIVE RACEWAYS OCCUR IN WALLS TO BE REMOVED, RE-ROUTE THE RACEWAY WITH ASSOCIATED WIRING TO KEEP THE CIRCUIT OPERATIONAL. WHERE WALLS ARE BEING REPLACED, RELOCATED OR RE-INSTALLED, THEN PROVIDE NEW ELECTRICAL DEVICES IN EQUIPMENT TO MATCH THE ORIGINAL.

4 PRIOR TO REMOVAL OF ANY ELECTRICAL EQUIPMENT OR WIRING, FIELD VERIFY THAT THE EQUIPMENT OR WIRING IS INACTIVE OR NO LONGER IN USE.

5 LOCATE, PROTECT AND MAINTAIN ALL OTHER ELECTRICAL EQUIPMENT, FIXTURES, DEVICES, CONDUIT AND WIRING IN TACT AND OPERATIONAL. IF REMOVED OR DAMAGED AS PART OF THE DEMOLITION WORK, REPLACE LIKE FOR LIKE AND MAKE OPERATIONAL.

6 REMOVE ALL FIRE ALARM DEVICES WHERE EXISTING WALLS AND CEILINGS ARE BEING REMOVED, WITH ASSOCIATED CONDUIT AND WIRING. EXISTING FIRE ALARM DEVICES AND SYSTEM NOT INDICATED FOR REMOVAL SHALL REMAIN ACTIVE THROUGHOUT DEMOLITION AND CONSTRUCTION UNTIL THE NEW SYSTEM IS TESTED AND OPERATIONAL. MAINTAIN ALL CLASS A FIRE ALARM INITIATING AND INDICATING LOOPS WHERE EXISTING DEVICES ARE REMOVED.

7 REMOVE ALL ABANDONED RACEWAY, CONDUIT, WIRING AND CABLING WHETHER ABANDONED PREVIOUS TO THIS PROJECT OR AS A RESULT OF THIS PROJECT. NOT ALL ABANDONED ITEMS ARE SHOWN ON THESE PLANS AND FIELD VERIFICATION OF DEMOLITION SCOPE EXTENT IS REQUIRED.

8 CONTRACTOR TO TRACE AND LABEL ALL EXISTING LOADS TO REMAIN, THAT ARE CURRENTLY FED FROM PANELS THAT ARE BEING DEMOLISHED OR REMOVED IN THIS PHASE. THESE LOADS TO BE RE-FED FROM NEW OR REINSTALLED EXISTING PANELS IN FOLLOWING PHASE(S).

9 REFER TO MECHANICAL DRAWINGS FOR MECHANICAL EQUIPMENT DEMOLITION. DISCONNECT, REMOVE AND/OR RELOCATED ALL ELECTRICAL ASSOCIATED WITH MECHANICAL EQUIPMENT TO BE REMOVED OR RELOCATED

10 CONTRACTOR TO COORDINATE WITH DTS FOR ALL TELECOMMUNICATIONS AND SECURITY/ACCESS CONTROL CABLING IN WALLS TO BE DOMOLISHED.

SHEET KEYNOTES

1 DOCUMENT, DE-ENERGIZE, PRESERVE, DISCONNECT, REMOVE, AND STORE EXISTING ELECTRICAL GEAR. THE FOLLOWING SHALL BE DOCUMENTED ON THE AS BUILDS (RACEWAY SIZE(S), CONDUCTOR SIZE(S), BREAKER SIZE(S), LOCATION(S), AND PANEL CIRCUITING). ELECTRICAL GEAR TO BE RE-INSTALLED TO ORIGINAL CONDITIONS PER FUTURE BP-03.

2 THE ELECTRICAL EQUIPMENT INDICATED IS EXISTING TO REMAIN. CONTRACTOR TO PROTECT EQUIPMENT.

3 IN FILLED REGION AREAS, REMOVE ALL CONDUIT AND CONDUCTORS. ALL CONDUIT AND WIRING SHALL BE DOCUMENTED, PRESERVED, AND STORED TO BE REINSTALLED POST STRUCTURAL UPGRADE TO ORIGINAL CONDITIONS.

2 4 DOCUMENT, DISCONNECT, AND REMOVE ALL CONDUIT AND CONDUCTORS ASSOCIATED WITH DEMOLISHED WATER HEATER. THE FOLLOWING SHALL BE DOCUMENTED ON THE AS BUILDS (RACEWAY SIZE, CONDUCTOR SIZE, BREAKER SIZE, LOCATION, AND PANEL CIRCUITING). WATER HEATER TO BE RE-INSTALLED PER BP-3 TO ORIGINAL CONDITIONS.

5 DOCUMENT, DISCONNECT, AND REMOVE ALL CONDUIT AND CONDUCTORS ASSOCIATED WITH DEMOLISHED EXHAUST FAN. THE FOLLOWING SHALL BE DOCUMENTED ON THE AS BUILDS (RACEWAY SIZE, CONDUCTOR SIZE, BREAKER SIZE, LOCATION, AND PANEL CIRCUITING). EXHAUST FAN POWER TO BE RE-INSTALLED.

6 DOCUMENT, DISCONNECT, AND REMOVE ALL CONDUIT AND CONDUCTORS ASSOCIATED WITH DEMOLISHED CONDENSATE PUMP. THE FOLLOWING SHALL BE DOCUMENTED ON THE AS BUILDS (RACEWAY SIZE, CONDUCTOR SIZE, BREAKER SIZE, LOCATION, AND PANEL CIRCUITING). CONDENSATE PUMP TO BE RE-INSTALLED.

7 DOCUMENT, DISCONNECT, AND REMOVE ALL CONDUIT AND CONDUCTORS ASSOCIATED WITH DEMOLISHED HEAT EXCHANGER. THE FOLLOWING SHALL BE DOCUMENTED ON THE AS BUILDS (RACEWAY SIZE, CONDUCTOR SIZE, BREAKER SIZE, LOCATION, AND PANEL CIRCUITING). HEAT EXCHANGER TO BE RE-INSTALLED.

8 DOCUMENT, DISCONNECT, AND REMOVE ALL CONDUIT AND CONDUCTORS ASSOCIATED WITH DEMOLISHED STEAM CONDENSATE. THE FOLLOWING SHALL BE DOCUMENTED ON THE AS BUILDS (RACEWAY SIZE, CONDUCTOR SIZE, BREAKER SIZE, LOCATION, AND PANEL CIRCUITING). STEAM CONDENSATE TO BE RE-INSTALLED.

9 DOCUMENT, DISCONNECT, AND REMOVE ALL CONDUIT AND CONDUCTORS ASSOCIATED WITH MECHANICAL SYSTEM. THE FOLLOWING SHALL BE DOCUMENTED ON THE AS BUILDS (RACEWAY SIZE, CONDUCTOR SIZE, BREAKER SIZE, LOCATION, AND PANEL CIRCUITING). MECHANICAL SYSTEM TO BE RE-INSTALLED.

10 DOCUMENT, DISCONNECT, AND REMOVE ALL CONDUIT AND CONDUCTORS ASSOCIATED WITH FIRE ALARM AT LOCATION SHOWN INCLUDING FLOW AND TAMPER SENSORS ON WALL. THE FOLLOWING SHALL BE DOCUMENTED ON THE AS BUILDS (RACEWAY SIZE, CONDUCTOR SIZE, LOCATION, AND LOOP CIRCUITING).

11 ON ALL PERIMETER WALLS BEING STRUCTURALLY UPGRADED WITH SHOTCRETE - DOCUMENT, DISCONNECT, AND REMOVE ALL CONDUIT, CONDUCTORS, AND DEVICES BACK TO 10 FEET FROM WALL. THE FOLLOWING SHALL BE DOCUMENTED ON THE AS BUILDS (RACEWAY SIZE, CONDUCTOR SIZE, BREAKER SIZE, LOCATION, AND PANEL CIRCUITING). ELECTRICAL DEVICES TO BE RE-INSTALLED PER BP-03.

12 PROTECT AND PRESERVE ELEVATOR EQUIPMENT ELECTRICAL CONNECTIONS TO ELEVATOR EQUIPMENT.

13 DEMOLISH ELECTRICAL CONNECTION TO LIFT STATION.

14 DEMOLISH ELECTRICAL CONNECTION TO WATER HEATER.

15 EXITING LIFT STATION TO REMAIN. ELECTRICAL CONTRACTOR TO PRESERVE ELECTRICAL CONNECTION OR PROVIDE NEW TEMPORARY CONNECTION AS NEEDED.

CRSA
ARCHITECTURE · PLANNING · INTERIORS
649 E SOUTH TEMPLE
SALT LAKE CITY, UT 84102
801.355.5915 · www.crsa-us.com

ARCHITECT
CRSA
175 S. MAIN ST., STE. 300
SALT LAKE CITY, UT 84111
C/O ZACH HESLOP
zheslop@crsa-us.com
(801)746-4974

STRUCTURAL ENGINEER
REAVELEY ENGINEERS + ASSOC.
675 EAST 500 SOUTH, SUITE 400
SALT LAKE CITY, UT 84102
C/O JEROD JOHNSON
johnson@reaveley.com
(801) 486-3883

MECHANICAL ENGINEER
COLVIN ENGINEERING ASSOC.
505 E. SOUTH TEMPLE
SALT LAKE CITY, UT 84102
C/O ALLEN EVANS
aevans@cea-ut.com
(801) 322-2400

ELECTRICAL ENGINEER
SPECTRUM ENGINEERING
324 STATE ST. STE. 400
SALT LAKE CITY, UT 84102
C/O MICHAEL FACKRELL
michael.fackrell@speceng.com
(801) 328-5151

CM/GC
GRAMOLL CONSTRUCTION
155 S 750 W
NORTH SALT LAKE, UT 84054
C/O JIM GRAMOLL
jim.gramoll@gramoll.com
(801) 295-2341

RIO GRANDE DEPOT SEISMIC UPGRADE

300 SOUTH RIO GRANDE STREET
SALT LAKE CITY, UT 84101

DFCM PROJECT #20229080

STAMP

ISSUE TYPE:		DATE:
BP-02 DD		October 17, 2022
1	ADD#01	10/19/22
2	ADD#02	10/27/22

PROJECT NUMBER:	220338
DRAWN BY:	JJN
CHECKED BY:	MCF

PHASE 2 BASEMENT OVERALL ELECTRICAL DEMOLITION PLAN

2.ED100

© 2022 CRSA Civil Real Estate Structural Architectural Interior Design

GENERAL SHEET NOTES

1 PRIOR TO SUBMITTING BID,THE ELECTRICAL CONTRACTOR SHALL VISIT THE SITE AND FIELD VERIFY THE EXTENT OF ELECTRICAL DEMOLITION WORK TO MEET THE INTENT OF THE BID DOCUMENTS AND INCLUDE ALL COSTS IN BID.

2 COORDINATE ELECTRICAL DEMOLITION WORK WITH ALL OTHER TRADES. REFER TO ARCHITECTURAL AND ALL OTHER SHEETS AND SPECIFICATIONS FOR COMPLETE DEMOLITION SCOPE. REMOVE, RELOCATE OR MODIFY THE ELECTICAL SYSTEM AS REQUIRED TO ACCOMMODATE THE SCOPE OF THIS PROJECT.

3 REMOVE ALL DEVICES, RACEWAYS AND WIRING FROM WALLS TO BE REMOVED (INDICATED BY DASHED LINES). WHERE ACTIVE RACEWAYS OCCUR IN WALLS TO BE REMOVED, RE-ROUTE THE RACEWAY WITH ASSOCIATED WIRING TO KEEP THE CIRCUIT OPERATIONAL. WHERE WALLS ARE BEING REPLACED, RELOCATED OR RE-INSTALLED, THEN PROVIDE NEW ELECTRICAL DEVICES IN EQUIPMENT TO MATCH THE ORIGINAL.

4 PRIOR TO REMOVAL OF ANY ELECTRICAL EQUIPMENT OR WIRING, FIELD VERIFY THAT THE EQUIPMENT OR WIRING IS INACTIVE OR NO LONGER IN USE.

5 LOCATE, PROTECT AND MAINTAIN ALL OTHER ELECTRICAL EQUIPMENT, FIXTURES, DEVICES, CONDUIT AND WIRING IN TACT AND OPERATIONAL. IF REMOVED OR DAMAGED AS PART OF THE DEMOLITION WORK, REPLACE LIKE FOR LIKE AND MAKE OPERATIONAL.

6 REMOVE ALL FIRE ALARM DEVICES WHERE EXISTING WALLS AND CEILINGS ARE BEING REMOVED, WITH ASSOCIATED CONDUIT AND WIRING. EXISTING FIRE ALARM DEVICES AND SYSTEM NOT INDICATED FOR REMOVAL SHALL REMAIN ACTIVE THROUGHOUT DEMOLITION AND CONSTRUCTION UNTIL THE NEW SYSTEM IS TESTED AND OPERATIONAL. MAINTAIN ALL CLASS A FIRE ALARM INITIATING AND INDICATING LOOPS WHERE EXISTING DEVICES ARE REMOVED.

7 REMOVE ALL ABANDONED RACEWAY, CONDUIT, WIRING AND CABLING WHETHER ABANDONED PREVIOUS TO THIS PROJECT OR AS A RESULT OF THIS PROJECT. NOT ALL ABANDONED ITEMS ARE SHOWN ON THESE PLANS AND FIELD VERIFICATION OF DEMOLITION SCOPE EXTENT IS REQUIRED.

8 CONTRACTOR TO TRACE AND LABEL ALL EXISTING LOADS TO REMAIN, THAT ARE CURRENTLY FED FROM PANELS THAT ARE BEING DEMOLISHED OR REMOVED IN THIS PHASE. THESE LOADS TO BE RE-FED FROM NEW OR REINSTALLED EXISTING PANELS IN FOLLOWING PHASE(S).

9 REFER TO MECHANICAL DRAWINGS FOR MECHANICAL EQUIPMENT DEMOLITION. DISCONNECT, REMOVE AND/OR RELOCATED ALL ELECTRICAL ASSOCIATED WITH MECHANICAL EQUIPMENT TO BE REMOVED OR RELOCATED

10 CONTRACTOR TO COORDINATE WITH DTS FOR ALL TELECOMMUNICATIONS AND SECURITY/ACCESS CONTROL CABLING IN WALLS TO BE DOMOLISHED.

SHEET KEYNOTES

1 EXISTING ELECTRICAL EQUIPMENT TO REMAIN. PROTECT EXISTING ELECTRICAL EQUIPMENT AND FEEDERS IN CURRENT LOCATION.

2 ON ALL PERIMETER WALLS BEING STRUCTURALLY UPGRADED WITH SHOTCRETE - DOCUMENT, DISCONNECT, AND REMOVE ALL CONDUIT, CONDUCTORS, AND DEVICES BACK TO 10 FEET FROM WALL. THE FOLLOWING SHALL BE DOCUMENTED ON THE AS BUILDS (RACEWAY SIZE, CONDUCTOR SIZE, BREAKER SIZE, LOCATION, AND PANEL CIRCUITING). ELECTRICAL DEVICES TO BE RE-INSTALLED PER BP-03.

3 REMOVE ALL ELECTRICAL CONNECTIONS TO STEAM BOILER. COORDINATE WITH MECHANICAL CONTRACTOR. DURING DEMOLITION.

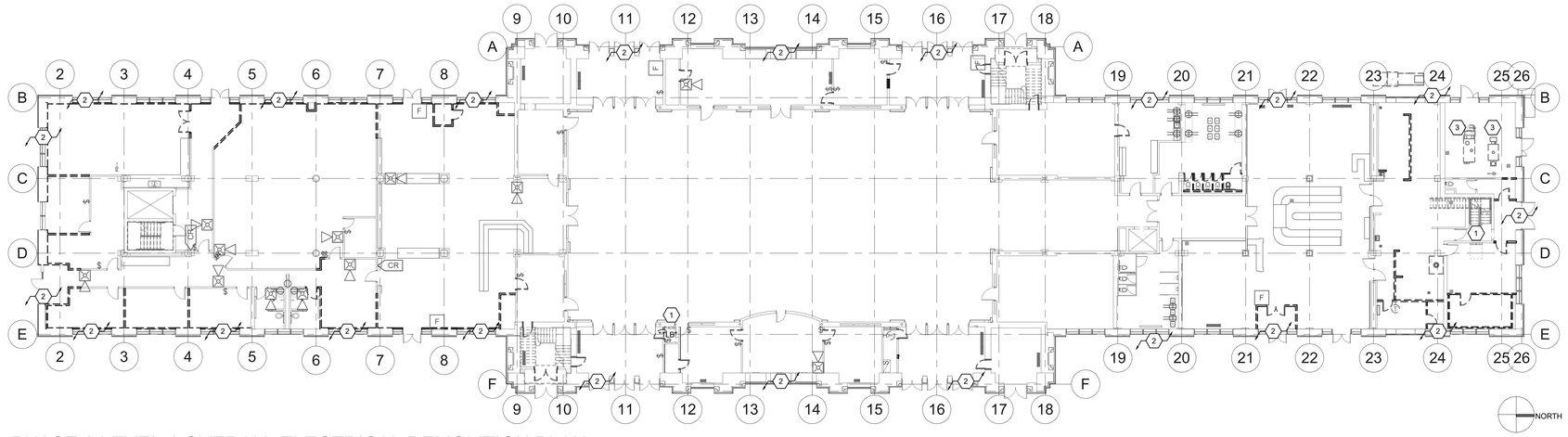

1 PHASE 2 LEVEL 1 OVERALL ELECTRICAL DEMOLITION PLAN
SCALE: 1/16" = 1'-0"

CRSA
ARCHITECTURE · PLANNING · INTERIORS
649 E SOUTH TEMPLE
SALT LAKE CITY, UT 84102
801.355.5915 · www.crsa-us.com

ARCHITECT
CRSA
175 S. MAIN ST., STE. 300
SALT LAKE CITY, UT 84111
C/O ZACH HESLOP
zheslop@crsa-us.com
(801)746-4974

STRUCTURAL ENGINEER
REAVELEY ENGINEERS + ASSOC.
675 EAST 500 SOUTH, SUITE 400
SALT LAKE CITY, UT 84102
C/O JEROD JOHNSON
jjohnson@reaveley.com
(801) 486-3883

MECHANICAL ENGINEER
COLVIN ENGINEERING ASSOC.
505 E. SOUTH TEMPLE
SALT LAKE CITY, UT 84102
C/O ALLEN EVANS
aevans@cea-ut.com
(801) 322-2400

ELECTRICAL ENGINEER
SPECTRUM ENGINEERING
324 STATE ST. STE. 400
SALT LAKE CITY, UT 84102
C/O MICHAEL FACKRELL
michael.fackrell@speceng.com
(801) 328-5151

CM/GC
GRAMOLL CONSTRUCTION
155 S 750 W
NORTH SALT LAKE, UT 84054
C/O JIM GRAMOLL
jim.gramoll@gramoll.com
(801) 295-2341

RIO GRANDE DEPOT SEISMIC UPGRADE

300 SOUTH RIO GRANDE STREET
SALT LAKE CITY, UT 84101

DFCM PROJECT #20229080

STAMP

ISSUE TYPE:	DATE:
BP-02 DD	October 17, 2022
2 ADD#02	10/27/22
PROJECT NUMBER:	220338
DRAWN BY:	JJN
CHECKED BY:	MCF

PHASE 2 LEVEL 1 OVERALL ELECTRICAL DEMOLITION PLAN

2.ED101

© 2022 CRSA Design Team Inc. Unpublished Work. Unauthorized use, reproduction or distribution of this drawing is prohibited.

Gramoll Construction . Rio Grande

Preliminary

Activity Name	Original Duration	Start	Finish	%
Project Design				
BP-01 & BP-02 Salvage & Demo w/MEP & FS	1	19-Aug-22 A	19-Aug-22 A	100%
Pre & Post Abatement Demolition BP-01 & BP-02 * REVISED *	1	24-Aug-22 A	03-Oct-22 A	100%
Seismic Upgrade Documents BP-3 w/ MEP & FS	1	13-Jan-23*	16-Jan-23	0%
CMGC				
Pre-Abatement Demo Bidding & Contracts BP-01 & BP-2	30	06-Oct-22 A	23-Nov-22	2%
BP-03 Seismic Upgrades- Bidding & Contracts	30	16-Jan-23	27-Feb-23	0%
BP-03 CONSTRUCTION- Seismic Upgrades- All Levels	345	17-Nov-23	14-Mar-25	0%
Replace M & E as Required	80	14-Mar-25	04-Jul-25	0%
Grand Lobby Plaster Restoration	150	11-Apr-25	07-Nov-25	0%
Architectural Elements- All Levels	150	11-Apr-25	07-Nov-25	0%
Closeout	20	07-Nov-25	05-Dec-25	0%
Activities in Progress				
Archives Removed from RGD- Revised Date	40	30-Sep-22 A	15-Nov-22	40%
Grand Lobby Plaster Molds PR-1	30	20-Sep-22 A	17-Oct-22	90%
Phase One Demo				
Construction Start- PRE-ABATEMENT DEMO BP-01	1	23-Nov-22	24-Nov-22	0%
Upper Level- Historic Salvage, Demo Walls, Ceilings, & M&E	20	24-Nov-22	22-Dec-22	0%
Main Level- Historic Salvage, Demo Walls, Ceilings, & M&E	15	05-Jan-23	26-Jan-23	0%
Basement- Historic, Demo Walls & M&E	15	19-Jan-23	09-Feb-23	0%
Abatement by Owner				
Abatement Demolition Start- R&R Env.	1	09-Feb-23	10-Feb-23	0%
Abatement Upper Level	60	10-Feb-23	05-May-23	0%
Abatement Basement Level	50	05-May-23	14-Jul-23	0%
Abatement Main Level	50	14-Jul-23	22-Sep-23	0%
Abatement Grand Lobby	67	08-Aug-23	09-Nov-23	0%
Phase Two Demo				
Construction Start- POST ABATEMENT DEMO BP-02	1	05-May-23	08-May-23	0%
Upper Level Demo & Prep for Seismic	80	08-May-23	28-Aug-23	0%
Basement Level- Demo & Prep for Seismic	90	14-Jul-23	17-Nov-23	0%
Main Level Demo & Prep for Seismic	50	17-Nov-23	26-Jan-24	0%
Grand Lobby- Demo& Prep for Seismic	47	17-Nov-23	23-Jan-24	0%

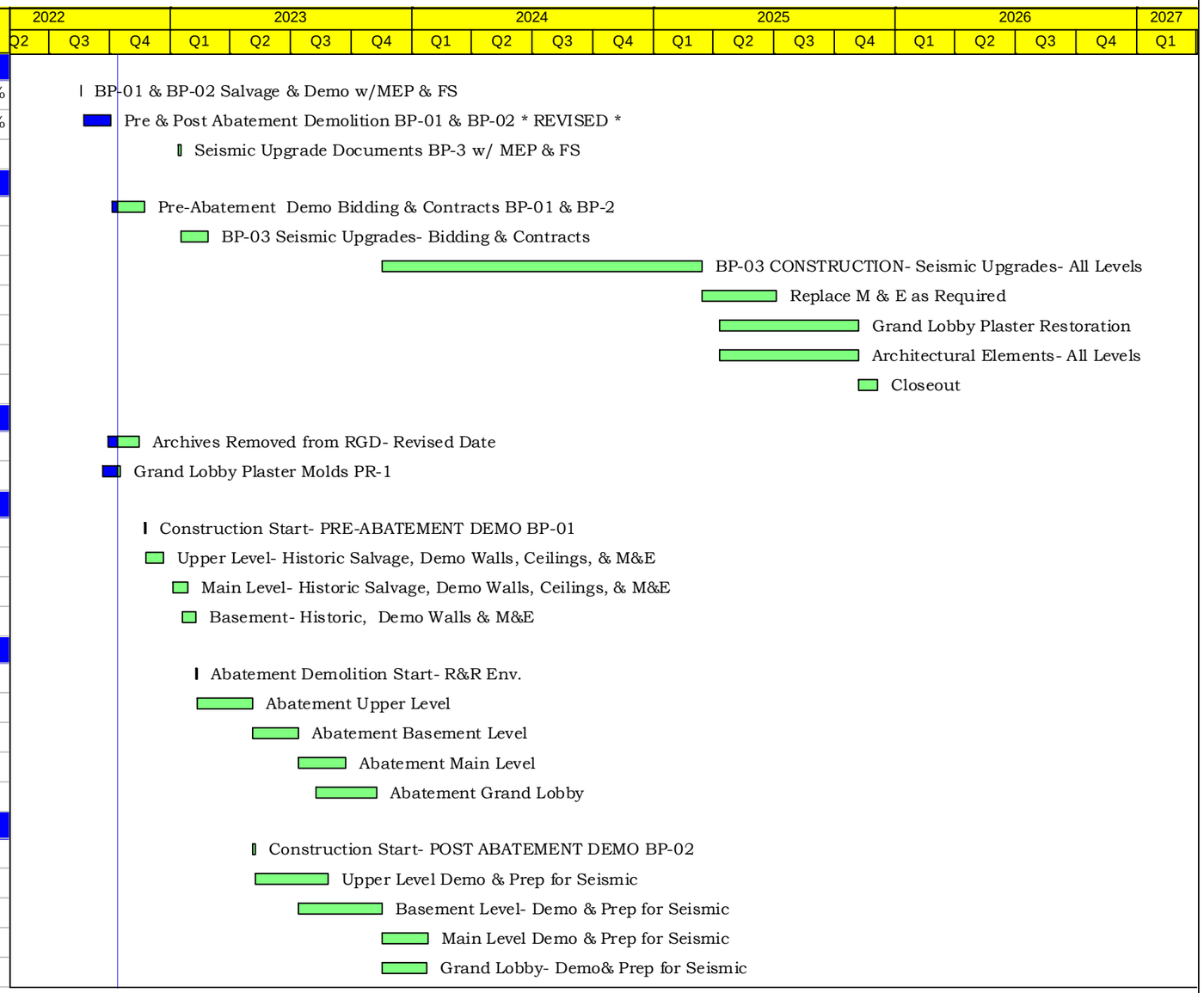

Actual Work
Remaining Work
Critical Remaining Work
Milestone

Rio Grande Depot

Date	Revision	Approved
14-Oct-22	Preliminary Schedule	JT
15-Oct-22	Preliminary Schedule Revised	JT
17-Oct-22	Preliminary Revised	JT